
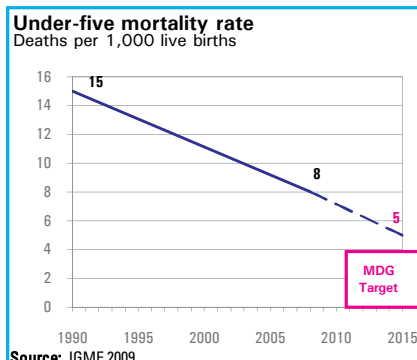


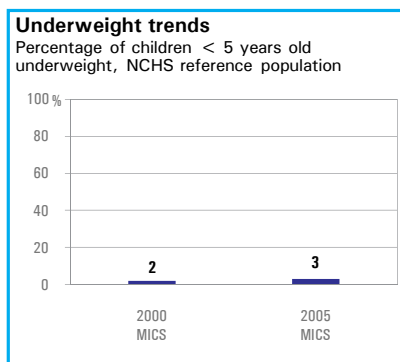
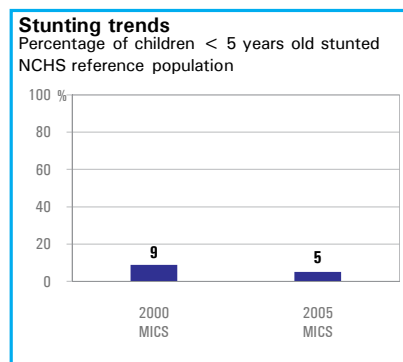
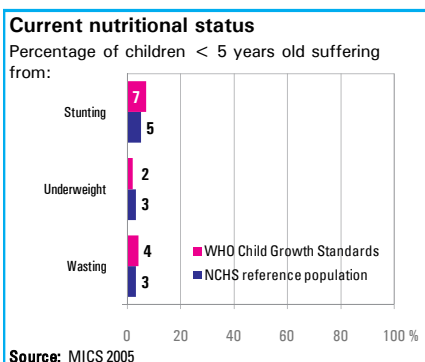
DEMOGRAPHICS

| | | |
|---|-------|--------|
| Total population (000) | 9,839 | (2008) |
| Total under-five population (000) | 38 | (2008) |
| Total number of births (000) | 115 | (2008) |
| Under-five mortality rate (per 1,000 live births) | 8 | (2008) |
| Total number of under-five deaths (000) | 0 | (2008) |
| Infant mortality rate (per 1,000 live births) | 7 | (2008) |
| Neonatal mortality rate (per 1,000 live births) | 9 | (2004) |
| HIV prevalence rate (15-49 years, %) | - | - |
| Population below international poverty line of US\$1.25 per day (%) | - | - |



NUTRITIONAL STATUS

| | | | | |
|--|--|-----|-------------------------------------|----|
| Burden of undernutrition (2008) WHO Child Growth Standards | Stunted (under-fives, 000): | 40 | Underweight (under-fives, 000): | 10 |
| | Share of developing world stunting burden (%): | 0.0 | Wasted (under-fives, 000): | 24 |
| | Stunting country rank: | 104 | Severely wasted (under-fives, 000): | 12 |



INFANT AND YOUNG CHILD FEEDING

