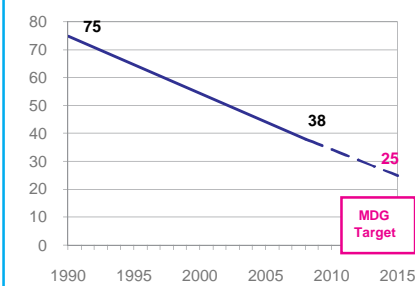


DEMOGRAPHICS

Total population (000)	5,414	(2008)
Total under-five population (000)	547	(2008)
Total number of births (000)	120	(2008)
Under-five mortality rate (per 1,000 live births)	38	(2008)
Total number of under-five deaths	5	(2008)
Infant mortality rate (per 1,000)	33	(2008)
Neonatal mortality rate (per 1,000 live)	30	(2004)
HIV prevalence rate (15-49 years)	0.1	(2007)
Population below international poverty line of US\$1.25 per day	22	(2004)

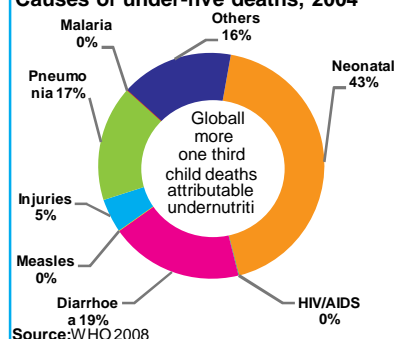
Under-five mortality rate

Deaths per 1,000 live births



Source: IGME 2009

Causes of under-five deaths, 2004



Source: WHO 2008

NUTRITIONAL STATUS

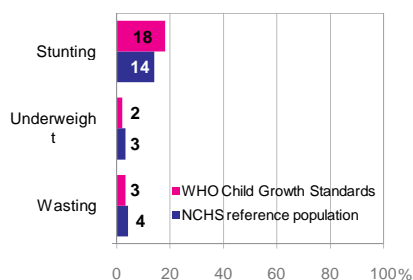
Burden of undernutrition (2008)

WHO Child Growth Standards

Stunted (under-fives, 000):	96	Underweight (under-fives, 000):	12
Share of developing world stunting burden	0.0	Wasted (under-fives, 000):	18
Stunting country rank:	87	Severely wasted (under-fives, 000):	5

Current nutritional status

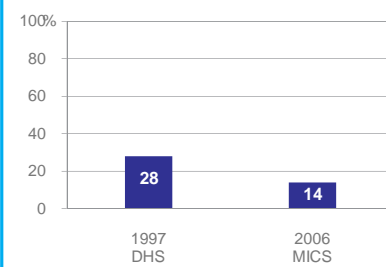
Percentage of children < 5 years old suffering from:



Source: MICS 2006

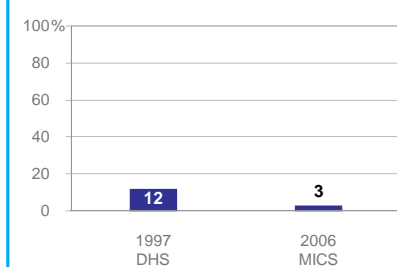
Stunting trends

Percentage of children < 5 years old stunted NCHS reference population



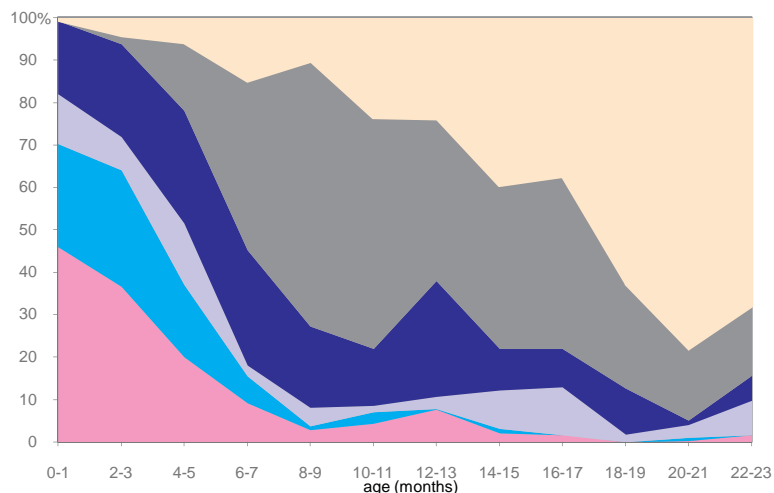
Underweight trends

Percentage of children < 5 years old underweight, NCHS reference population



INFANT AND YOUNG CHILD FEEDING

Infant feeding practices, by age



Source: MICS 2006

Exclusive breastfeeding

Percentage of infants < 6 months old exclusively breastfed

