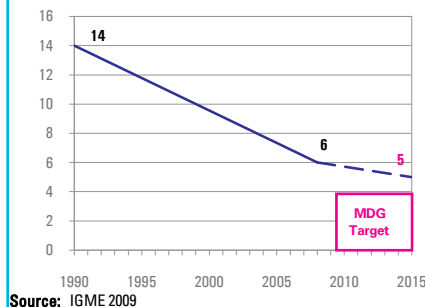


DEMOGRAPHICS

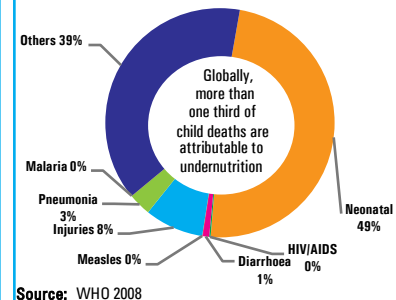
Total population (000)	11,205	(2008)
Total under-five population (000)	613	(2008)
Total number of births (000)	118	(2008)
Under-five mortality rate (per 1,000 live births)	6	(2008)
Total number of under-five deaths (000)	1	(2008)
Infant mortality rate (per 1,000 live births)	5	(2008)
Neonatal mortality rate (per 1,000 live births)	4	(2004)
HIV prevalence rate (15-49 years, %)	0.1	(2007)
Population below international poverty line of US\$1.25 per day (%)	-	-

Under-five mortality rate

Deaths per 1,000 live births



Causes of under-five deaths, 2004



NUTRITIONAL STATUS

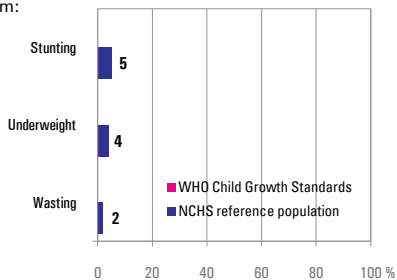
Burden of undernutrition (2008)

NCHS reference population

Stunted (under-fives, 000):	31	Underweight (under-fives, 000):	25
Share of developing world stunting burden (%):	0.0	Wasted (under-fives, 000):	12
Stunting country rank:	112	Severely wasted (under-fives, 000):	-

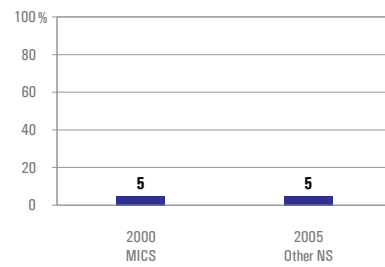
Current nutritional status

Percentage of children < 5 years old suffering from:



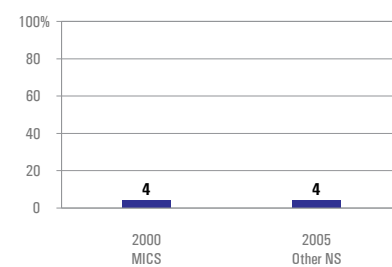
Stunting trends

Percentage of children < 5 years old stunted NCHS reference population



Underweight trends

Percentage of children < 5 years old underweight, NCHS reference population



INFANT AND YOUNG CHILD FEEDING

Infant feeding practices, by age

No Data

- Weaned (not breastfed)
- Breastfed and solid/semi-solid foods
- Breastfed and other milk/formula
- Breastfed and non-milk liquids
- Breastfed and plain water only
- Exclusively breastfed

Exclusive breastfeeding

Percentage of infants < 6 months old exclusively breastfed

