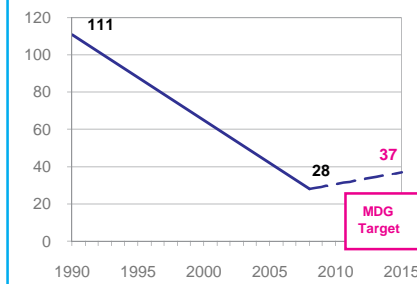


### DEMOGRAPHICS

Total population (000)	305	(2008)
Total under-five population (000)	27	(2008)
Total number of births (000)	6	(2008)
Under-five mortality rate (per 1,000 live births)	28	(2008)
Total number of under-five deaths	0	(2008)
Infant mortality rate (per 1,000)	24	(2008)
Neonatal mortality rate (per 1,000 live)	24	(2004)
HIV prevalence rate (15-49 years)	-	-
Population below international poverty line of US\$1.25 per day	-	-

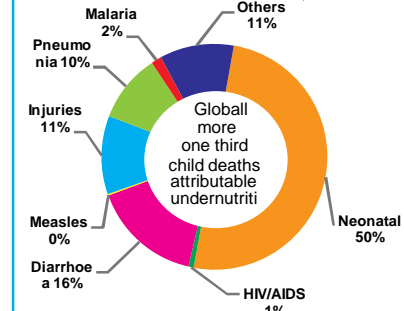
#### Under-five mortality rate

Deaths per 1,000 live births



Source:IGME 2009

#### Causes of under-five deaths, 2004



Source:WHO 2008

### NUTRITIONAL STATUS

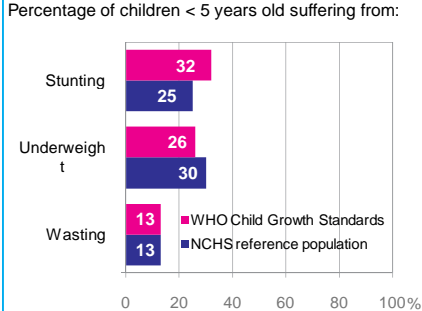
#### Burden of undernutrition (2008)

WHO Child Growth Standards

Stunted (under-fives, 000):	9	Underweight (under-fives, 000):	7
Share of developing world stunting burden	0.0	Wasted (under-fives, 000):	4
Stunting country rank:	124	Severely wasted (under-fives, 000):	1

#### Current nutritional status

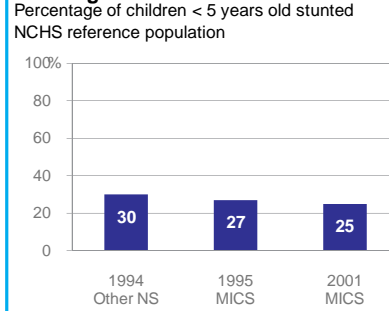
Percentage of children < 5 years old suffering from:



Source:MICS 2001

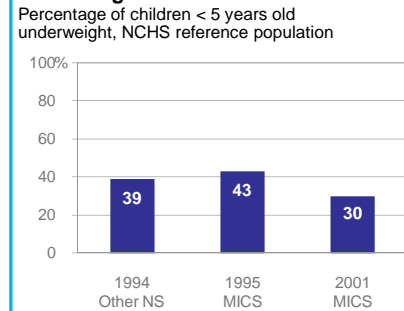
#### Stunting trends

Percentage of children < 5 years old stunted NCHS reference population



#### Underweight trends

Percentage of children < 5 years old underweight, NCHS reference population



### INFANT AND YOUNG CHILD FEEDING

#### Infant feeding practices, by age

No Data

- Weaned (not)
- Breastfed and solid/semi-solid foods
- Breastfed and other milk/formula
- Breastfed and non-milk liquids
- Breastfed and plain water only
- Exclusively breastfed

#### Exclusive breastfeeding

Percentage of infants < 6 months old exclusively breastfed

