

**BACKGROUND NOTE:** Each year WHO and UNICEF jointly review reports submitted by Member States regarding national immunization coverage, finalized survey reports as well as data from the published and grey literature. Based on these data, with due consideration to potential biases and the views of local experts, WHO and UNICEF attempt to distinguish between situations where the available empirical data accurately reflect immunization system performance and those where the data are likely to be compromised and present a misleading view of immunization coverage while jointly estimating the most likely coverage levels for each country.

WHO and UNICEF estimates are country-specific; that is to say, each country's data are reviewed individually, and data are not borrowed from other countries in the absence of data. Estimates are not based on ad hoc adjustments to reported data; in some instances empirical data are available from a single source, usually the nationally reported coverage data. In cases where no data are available for a given country/vaccine/year combination, data are considered from earlier and later years and interpolated to estimate coverage for the missing year(s). In cases where data sources are mixed and show large variation, an attempt is made to identify the most likely estimate with consideration of the possible biases in available data. For methods see:

\*Burton et al. 2009. WHO and UNICEF estimates of national infant immunization coverage: methods and processes.

\*Burton et al. 2012. A formal representation of the WHO and UNICEF estimates of national immunization coverage: a computational logic approach.

\*Brown et al. 2013. An introduction to the grade of confidence used to characterize uncertainty around the WHO and UNICEF estimates of national immunization coverage.

## DATA SOURCES.

**ADMINISTRATIVE coverage:** Reported by national authorities and based on aggregated administrative reports from health service providers on the number of vaccinations administered during a given period (numerator data) and reported target population data (denominator data). May be biased by inaccurate numerator and/or denominator data.

**OFFICIAL coverage:** Estimated coverage reported by national authorities that reflects their assessment of the most likely coverage based on any combination of administrative coverage, survey-based estimates or other data sources or adjustments. Approaches to determine OFFICIAL coverage may differ across countries.

**SURVEY coverage:** Based on estimated coverage from population-based household surveys among children aged 12-23 months or 24-35 months following a review of survey methods and results. Information is based on the combination of vaccination history from documented evidence or caregiver recall. Survey results are considered for the appropriate birth cohort based on the period of data collection.

## ABBREVIATIONS

**BCG:** percentage of births who received one dose of Bacillus Calmette Guerin vaccine.

**DTP1 / DTP3:** percentage of surviving infants who received the 1st / 3rd dose, respectively, of diphtheria and tetanus toxoid with pertussis containing vaccine.

**Pol3:** percentage of surviving infants who received the 3rd dose of polio containing vaccine. May be either oral or inactivated polio vaccine.

**IPV1:** percentage of surviving infants who received at least one dose of inactivated polio vaccine. In countries utilizing an immunization schedule recommending either (i) a primary series of three doses of oral polio vaccine (OPV) plus at least one dose of IPV where OPV is included in routine

immunization and/or campaign or (ii) a sequential schedule of IPV followed by OPV, WHO and UNICEF estimates for IPV1 reflect coverage with at least one routine dose of IPV among infants <1 year of age among countries. For countries utilizing IPV containing vaccine use only, i.e., no recommended dose of OPV, the WHO and UNICEF estimate for IPV1 corresponds to coverage for the 1st dose of IPV.

Production of IPV coverage estimates, which begins in 2015, results in no change of the estimated coverage levels for the 3rd dose of polio (Pol3). For countries recommending routine immunization with a primary series of three doses of IPV alone, WHO and UNICEF estimated Pol3 coverage is equivalent to estimated coverage with three doses of IPV. For countries with a sequential schedule, estimated Pol3 coverage is based on that for the 3rd dose of polio vaccine regardless of vaccine type.

**MCV1:** percentage of surviving infants who received the 1st dose of measles containing vaccine. In countries where the national schedule recommends the 1st dose of MCV at 12 months or later based on the epidemiology of disease in the country, coverage estimates reflect the percentage of children who received the 1st dose of MCV as recommended.

**MCV2:** percentage of children who received the 2nd dose of measles containing vaccine according to the nationally recommended schedule.

**RCV1:** percentage of surviving infants who received the 1st dose of rubella containing vaccine. Coverage estimates are based on WHO and UNICEF estimates of coverage for the dose of measles containing vaccine that corresponds to the first measles-rubella combination vaccine. Nationally reported coverage of RCV is not taken into consideration nor are the data represented in the accompanying graph and data table.

**HepBB:** percentage of births which received a dose of hepatitis B vaccine within 24 hours of delivery. Estimates of hepatitis B birth dose coverage are produced only for countries with a universal birth dose policy. Estimates are not produced for countries that recommend a birth dose to infants born to HepB virus-infected mothers only or where there is insufficient information to determine whether vaccination is within 24 hours of birth.

**HepB3:** percentage of surviving infants who received the 3rd dose of hepatitis B containing vaccine following the birth dose.

**Hib3:** percentage of surviving infants who received the 3rd dose of Haemophilus influenzae type b containing vaccine.

**RotaC:** percentage of surviving infants who received the final recommended dose of rotavirus vaccine, which can be either the 2nd or the 3rd dose depending on the vaccine.

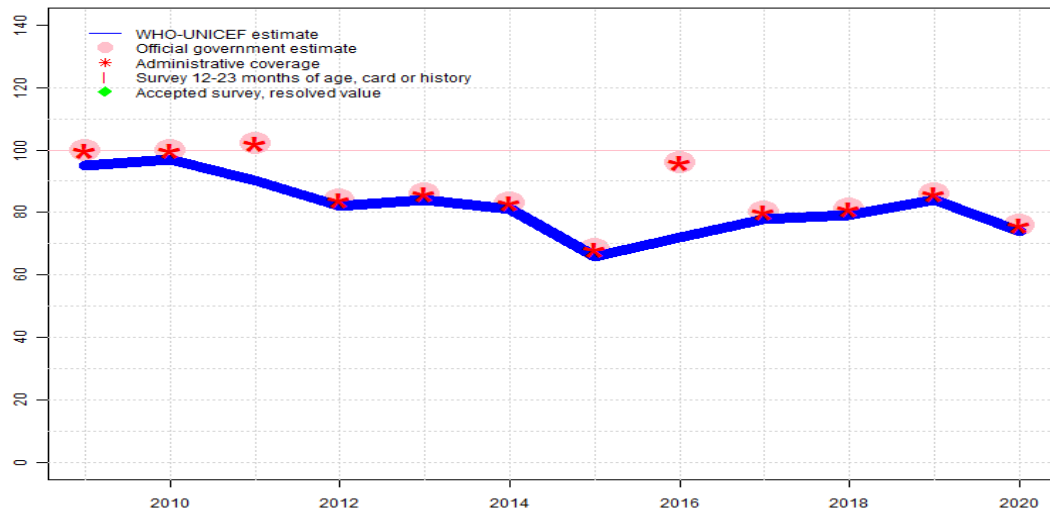
**PcV3:** percentage of surviving infants who received the 3rd dose of pneumococcal conjugate vaccine. In countries where the national schedule recommends two doses during infancy and a booster dose at 12 months or later based on the epidemiology of disease in the country, coverage estimates may reflect the percentage of surviving infants who received two doses of PcV prior to the 1st birthday.

**YFV:** percentage of surviving infants who received one dose of yellow fever vaccine in countries where YFV is part of the national immunization schedule for children or is recommended in at risk areas; coverage estimates are annualized for the entire cohort of surviving infants.

**Disclaimer:** All reasonable precautions have been taken by the World Health Organization and United Nations Children's Fund to verify the information contained in this publication. However, the published material is being distributed without warranty of any kind, either expressed or implied. The responsibility for the interpretation and use of the material lies with the reader. In no event shall the World Health Organization or United Nations Children's Fund be liable for damages arising from its use.

# Syrian Arab Republic - BCG

SYR - BCG



	2009	2010	2011	2012	2013	2014	2015	2016	2017	2018	2019	2020
Estimate	95	97	90	82	84	81	66	72	78	79	84	74
Estimate GoC	•	•	•	•	•	•	•	•	•	•	•	•
Official	100	100	102	84	86	83	68	96	80	81	86	76
Administrative	100	100	102	84	86	83	68	96	80	81	86	76
Survey	NA	NA	NA	NA	NA	NA	NA	NA	NA	NA	NA	NA

The WHO and UNICEF estimates of national immunization coverage (wuenic) are based on data and information that are of varying, and, in some instances, unknown quality. Beginning with the 2011 revision we describe the grade of confidence (GoC) we have in these estimates. As there is no underlying probability model upon which the estimates are based, we are unable to present classical measures of uncertainty, e.g., confidence intervals. Moreover, we have chosen not to make subjective estimates of plausibility/certainty ranges around the coverage. The GoC reflects the degree of empirical support upon which the estimates are based. It is not a judgment of the quality of data reported by national authorities.

- Estimate is supported by reported data [R+], coverage recalculated with an independent denominator from the World Population Prospects: 2020 revision from the UN Population Division (D+), and at least one supporting survey within 2 years [S+]. While well supported, the estimate still carries a risk of being wrong.
- Estimate is supported by at least one data source; [R+], [S+], or [D+]; and no data source, [R-], [D-], or [S-], challenges the estimate.
- There are no directly supporting data; or data from at least one source; [R-], [D-], [S-]; challenge the estimate.

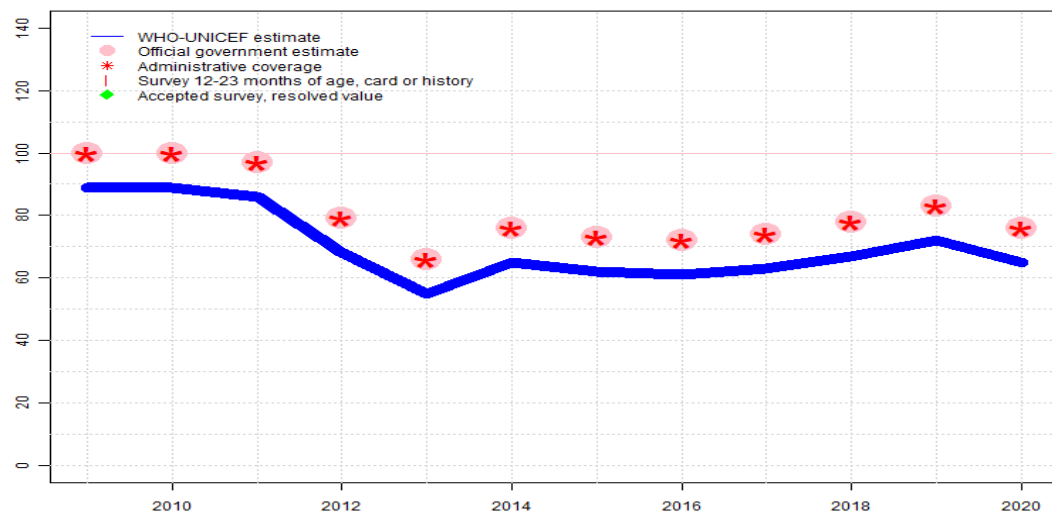
In all cases these estimates should be used with caution and should be assessed in light of the objective for which they are being used.

## Description:

- 2020: Reported data calibrated to 2011 levels. Reporting from some districts is incomplete. The denominator used for administrative coverage has been estimated from the coverage of the polio campaigns of 2017 in addition to vaccinated children per health facility. The last population census was conducted in 2004. The target population is estimated and likely inaccurate due to the constant movement outside and inside the country. WHO and UNICEF are aware of the coverage evaluation survey conducted 2020-2021 and await the final results. Programme reports a one month vaccine stockout at national and sub-national levels. Estimate challenged by: D-R-
- 2019: Reported data calibrated to 2011 levels. Estimate challenged by: D-R-
- 2018: Reported data calibrated to 2011 levels. Low levels of coverage, associated with the interruption of health services during a period of civil unrest, continue. Estimate challenged by: D-R-
- 2017: Reported data calibrated to 2011 levels. Low levels of coverage, associated with the interruption of health services during a period of civil unrest, continue. Estimate challenged by: D-R-
- 2016: Reported data calibrated to 2011 levels. Reported data excluded due to an increase from 68 percent to 96 percent with decrease 80 percent. Low levels of coverage, associated with the interruption of health services during a period of civil unrest, continue. Estimate challenged by: D-R-
- 2015: Reported data calibrated to 2011 levels. Low levels of coverage continue associated with the interruption of health services during period of civil unrest. Reported target population estimates have exceptionally remained largely unchanged during the period of civil unrest between 2014 and 2015. Programme reports three month national level stock-out. Estimate challenged by: D-R-
- 2014: Reported data calibrated to 2011 levels. Low levels of coverage continue associated with the interruption of health services during period of civil unrest. GoC=Assigned by working group. GoC assigned to maintain consistency across vaccines.
- 2013: Reported data calibrated to 2011 levels. Programme reports a one month stock-out at national level and in 75 districts. Low levels of coverage associated with the interruption of health services during period of civil unrest. GoC=Assigned by working group. GoC assigned to maintain consistency across vaccines.
- 2012: Reported data calibrated to 2011 levels. Low levels of coverage associated with the interruption of health services during period of civil unrest. GoC=Assigned by working group. GoC assigned to maintain consistency across vaccines.
- 2011: Estimate of 90 percent assigned by working group. Estimate is based on the reported data calibrated to the level of the 2005 survey. Reported data excluded because 102 percent greater than 100 percent. Estimate challenged by: D-R-
- 2010: Reported data calibrated to 2005 and 2011 levels. Estimate challenged by: D-R-
- 2009: Reported data calibrated to 2005 and 2011 levels. Estimate challenged by: D-R-

# Syrian Arab Republic - DTP1

SYR - DTP1



	2009	2010	2011	2012	2013	2014	2015	2016	2017	2018	2019	2020
Estimate	89	89	86	68	55	65	62	61	63	67	72	65
Estimate GoC	•	•	•	•	•	•	•	•	•	•	•	•
Official	100	100	97	79	66	76	73	72	74	78	83	76
Administrative	100	100	97	79	66	76	73	72	74	78	83	76
Survey	NA	NA	NA	NA	NA	NA	NA	NA	NA	NA	NA	NA

The WHO and UNICEF estimates of national immunization coverage (wuenic) are based on data and information that are of varying, and, in some instances, unknown quality. Beginning with the 2011 revision we describe the grade of confidence (GoC) we have in these estimates. As there is no underlying probability model upon which the estimates are based, we are unable to present classical measures of uncertainty, e.g., confidence intervals. Moreover, we have chosen not to make subjective estimates of plausibility/certainty ranges around the coverage. The GoC reflects the degree of empirical support upon which the estimates are based. It is not a judgment of the quality of data reported by national authorities.

- Estimate is supported by reported data [R+], coverage recalculated with an independent denominator from the World Population Prospects: 2020 revision from the UN Population Division (D+), and at least one supporting survey within 2 years [S+]. While well supported, the estimate still carries a risk of being wrong.
- Estimate is supported by at least one data source; [R+], [S+], or [D+]; and no data source, [R-], [D-], or [S-], challenges the estimate.
- There are no directly supporting data; or data from at least one source; [R-], [D-], [S-]; challenge the estimate.

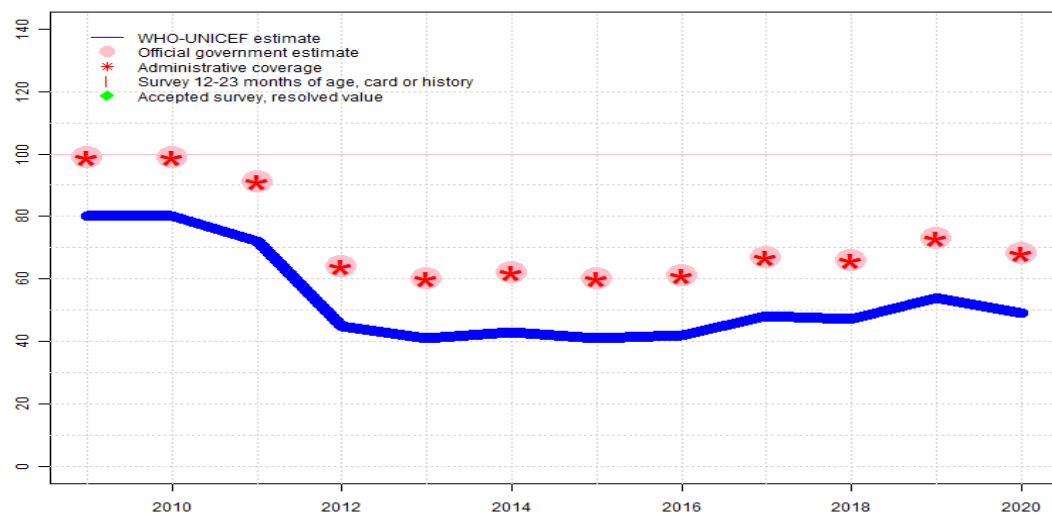
In all cases these estimates should be used with caution and should be assessed in light of the objective for which they are being used.

## Description:

- 2020: Reported data calibrated to 2005 levels. Reporting from some districts is incomplete. The denominator used for administrative coverage has been estimated from the coverage of the polio campaigns of 2017 in addition to vaccinated children per health facility. The last population census was conducted in 2004. The target population is estimated and likely inaccurate due to the constant movement outside and inside the country. WHO and UNICEF are aware of the coverage evaluation survey conducted 2020-2021 and await the final results. Estimate challenged by: D-R-
- 2019: Reported data calibrated to 2005 levels. Estimate challenged by: D-R-
- 2018: Reported data calibrated to 2005 levels. Low levels of coverage, associated with the interruption of health services during a period of civil unrest, continue. Estimate challenged by: D-R-
- 2017: Reported data calibrated to 2005 levels. Low levels of coverage, associated with the interruption of health services during a period of civil unrest, continue. Estimate challenged by: D-R-
- 2016: Reported data calibrated to 2005 levels. Low levels of coverage, associated with the interruption of health services during a period of civil unrest, continue. Programme reports a 1 month stock-out at the national level. Estimate challenged by: D-R-
- 2015: Reported data calibrated to 2005 levels. Low levels of coverage continue associated with the interruption of health services during period of civil unrest. Reported target population estimates have exceptionally remained largely unchanged during the period of civil unrest between 2014 and 2015. Estimate challenged by: D-R-
- 2014: Reported data calibrated to 2005 levels. Low levels of coverage continue associated with the interruption of health services during period of civil unrest. Estimate challenged by: D-R-
- 2013: Reported data calibrated to 2005 levels. Programme reports a one month stock-out at national level and in 30 districts. Low levels of coverage associated with the interruption of health services during period of civil unrest. Estimate follows official government estimate. Estimate challenged by: D-R-
- 2012: Reported data calibrated to 2005 levels. Low levels of coverage associated with the interruption of health services during period of civil unrest. Estimate challenged by: D-R-
- 2011: Reported data calibrated to 2005 levels. Estimate challenged by: D-R-
- 2010: Reported data calibrated to 2005 levels. Estimate challenged by: D-R-
- 2009: Reported data calibrated to 2005 levels. Estimate challenged by: R-

# Syrian Arab Republic - DTP3

SYR - DTP3



	2009	2010	2011	2012	2013	2014	2015	2016	2017	2018	2019	2020
Estimate	80	80	72	45	41	43	41	42	48	47	54	49
Estimate GoC	•	•	•	•	•	•	•	•	•	•	•	•
Official	99	99	91	64	60	62	60	61	67	66	73	68
Administrative	99	99	91	64	60	62	60	61	67	66	73	68
Survey	NA	NA	NA	NA	NA	NA	NA	NA	NA	NA	NA	NA

The WHO and UNICEF estimates of national immunization coverage (wuenic) are based on data and information that are of varying, and, in some instances, unknown quality. Beginning with the 2011 revision we describe the grade of confidence (GoC) we have in these estimates. As there is no underlying probability model upon which the estimates are based, we are unable to present classical measures of uncertainty, e.g., confidence intervals. Moreover, we have chosen not to make subjective estimates of plausibility/certainty ranges around the coverage. The GoC reflects the degree of empirical support upon which the estimates are based. It is not a judgment of the quality of data reported by national authorities.

- Estimate is supported by reported data [R+], coverage recalculated with an independent denominator from the World Population Prospects: 2020 revision from the UN Population Division (D+), and at least one supporting survey within 2 years [S+]. While well supported, the estimate still carries a risk of being wrong.
- Estimate is supported by at least one data source; [R+], [S+], or [D+]; and no data source, [R-], [D-], or [S-], challenges the estimate.
- There are no directly supporting data; or data from at least one source; [R-], [D-], [S-]; challenge the estimate.

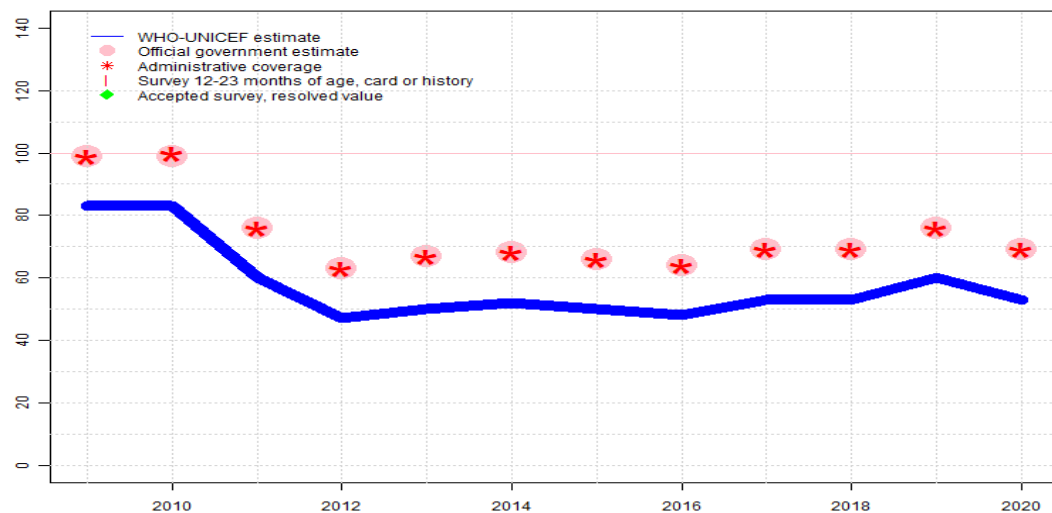
In all cases these estimates should be used with caution and should be assessed in light of the objective for which they are being used.

## Description:

- 2020: Reported data calibrated to 2005 levels. Reporting from some districts is incomplete. The denominator used for administrative coverage has been estimated from the coverage of the polio campaigns of 2017 in addition to vaccinated children per health facility. The last population census was conducted in 2004. The target population is estimated and likely inaccurate due to the constant movement outside and inside the country. WHO and UNICEF are aware of the coverage evaluation survey conducted 2020-2021 and await the final results. Estimate challenged by: D-R-
- 2019: Reported data calibrated to 2005 levels. Estimate challenged by: D-R-
- 2018: Reported data calibrated to 2005 levels. Low levels of coverage, associated with the interruption of health services during a period of civil unrest, continue. Estimate challenged by: D-R-
- 2017: Reported data calibrated to 2005 levels. Low levels of coverage, associated with the interruption of health services during a period of civil unrest, continue. Estimate challenged by: D-R-
- 2016: Reported data calibrated to 2005 levels. Low levels of coverage, associated with the interruption of health services during a period of civil unrest, continue. Programme reports a 1 month stock-out at the national level. Estimate challenged by: D-R-
- 2015: Reported data calibrated to 2005 levels. Low levels of coverage continue associated with the interruption of health services during period of civil unrest. Reported target population estimates have exceptionally remained largely unchanged during the period of civil unrest between 2014 and 2015. Estimate challenged by: D-R-
- 2014: Reported data calibrated to 2005 levels. Low levels of coverage continue associated with the interruption of health services during period of civil unrest. Estimate challenged by: D-R-
- 2013: Reported data calibrated to 2005 levels. Programme reports a one month stock-out at national level and in 30 districts. Low levels of coverage associated with the interruption of health services during period of civil unrest. Estimate challenged by: D-R-
- 2012: Reported data calibrated to 2005 levels. Low levels of coverage associated with the interruption of health services during period of civil unrest. Estimate challenged by: D-R-
- 2011: Reported data calibrated to 2005 levels. Estimate challenged by: D-R-
- 2010: Reported data calibrated to 2005 levels. Estimate challenged by: D-R-
- 2009: Reported data calibrated to 2005 levels. Estimate challenged by: R-

# Syrian Arab Republic - Pol3

SYR - Pol3



	2009	2010	2011	2012	2013	2014	2015	2016	2017	2018	2019	2020
Estimate	83	83	60	47	50	52	50	48	53	53	60	53
Estimate GoC	•	•	•	•	•	•	•	•	•	•	•	•
Official	99	99	76	63	67	68	66	64	69	69	76	69
Administrative Survey	99	100	76	63	67	68	66	64	69	69	76	69
Survey	NA	NA	NA	NA	NA	NA	NA	NA	NA	NA	NA	NA

The WHO and UNICEF estimates of national immunization coverage (wuenic) are based on data and information that are of varying, and, in some instances, unknown quality. Beginning with the 2011 revision we describe the grade of confidence (GoC) we have in these estimates. As there is no underlying probability model upon which the estimates are based, we are unable to present classical measures of uncertainty, e.g., confidence intervals. Moreover, we have chosen not to make subjective estimates of plausibility/certainty ranges around the coverage. The GoC reflects the degree of empirical support upon which the estimates are based. It is not a judgment of the quality of data reported by national authorities.

- Estimate is supported by reported data [R+], coverage recalculated with an independent denominator from the World Population Prospects: 2020 revision from the UN Population Division (D+), and at least one supporting survey within 2 years [S+]. While well supported, the estimate still carries a risk of being wrong.
- Estimate is supported by at least one data source; [R+], [S+], or [D+]; and no data source, [R-], [D-], or [S-], challenges the estimate.
- There are no directly supporting data; or data from at least one source; [R-], [D-], [S-]; challenge the estimate.

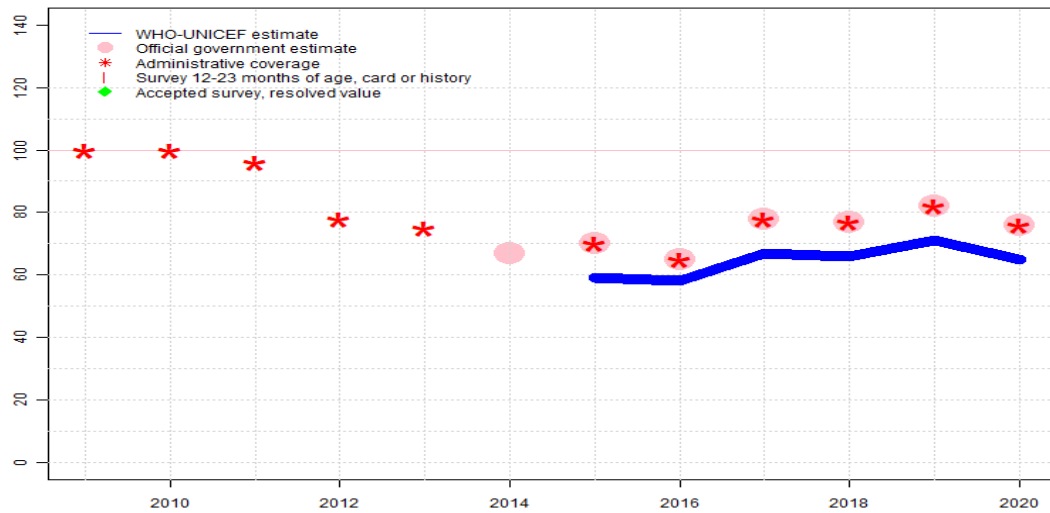
In all cases these estimates should be used with caution and should be assessed in light of the objective for which they are being used.

## Description:

- 2020: Reported data calibrated to 2005 levels. Reporting from some districts is incomplete. The denominator used for administrative coverage has been estimated from the coverage of the polio campaigns of 2017 in addition to vaccinated children per health facility. The last population census was conducted in 2004. The target population is estimated and likely inaccurate due to the constant movement outside and inside the country. WHO and UNICEF are aware of the coverage evaluation survey conducted 2020-2021 and await the final results. Estimate challenged by: D-R-
- 2019: Reported data calibrated to 2005 levels. Estimate challenged by: D-R-
- 2018: Reported data calibrated to 2005 levels. Low levels of coverage, associated with the interruption of health services during a period of civil unrest, continue. Estimate challenged by: D-R-
- 2017: Reported data calibrated to 2005 levels. Low levels of coverage, associated with the interruption of health services during a period of civil unrest, continue. Estimate challenged by: D-R-
- 2016: Reported data calibrated to 2005 levels. Low levels of coverage, associated with the interruption of health services during a period of civil unrest, continue. Estimate challenged by: D-R-
- 2015: Reported data calibrated to 2005 levels. Low levels of coverage continue associated with the interruption of health services during period of civil unrest. Reported target population estimates have exceptionally remained largely unchanged during the period of civil unrest between 2014 and 2015. Estimate challenged by: D-R-
- 2014: Reported data calibrated to 2005 levels. Low levels of coverage continue associated with the interruption of health services during period of civil unrest. Higher estimated coverage levels versus those for the third dose of DTP containing vaccine may suggest inclusion of campaign doses. Estimate challenged by: D-R-
- 2013: Reported data calibrated to 2005 levels. Reported data excluded. Reported coverage levels may reflect doses delivered during campaign. Higher estimated coverage levels versus those for the third dose of DTP containing vaccine may suggest inclusion of campaign doses. Low levels of coverage associated with the interruption of health services during period of civil unrest. Estimate challenged by: D-R-
- 2012: Reported data calibrated to 2005 levels. Higher estimated coverage levels versus those for the third dose of DTP containing vaccine may suggest inclusion of campaign doses. Low levels of coverage associated with the interruption of health services during period of civil unrest. Estimate challenged by: D-R-
- 2011: Reported data calibrated to 2005 levels. Estimate challenged by: D-R-
- 2010: Reported data calibrated to 2005 levels. Estimate challenged by: D-R-
- 2009: Reported data calibrated to 2005 levels. Estimate challenged by: R-

# Syrian Arab Republic - IPV1

SYR - IPV1



## Description:

Estimates for a dose of inactivated polio vaccine (IPV) begin in 2015 following the Global Polio Eradication Initiative's Polio Eradication and Endgame Strategic Plan: 2013-2018 which recommended at least one full dose or two fractional doses of IPV into routine immunization schedules as a strategy to mitigate the potential consequences should any re-emergence of type 2 poliovirus occur following the planned withdrawal of Sabin type 2 strains from oral polio vaccine (OPV).

2020: Estimate based on reported IPV1 coverage adjusted for the difference between reported and estimated DTP1 coverage. Reporting from some districts is incomplete. The denominator used for administrative coverage has been estimated from the coverage of the polio campaigns of 2017 in addition to vaccinated children per health facility. The last population census was conducted in 2004. The target population is estimated and likely inaccurate due to the constant movement outside and inside the country. WHO and UNICEF are aware of the coverage evaluation survey conducted 2020-2021 and await the final results. Estimate challenged by: D-R-

2019: Estimate based on reported IPV1 coverage adjusted for the difference between reported and estimated DTP1 coverage. Estimate challenged by: D-R-

2018: Estimate based on reported IPV1 coverage adjusted for the difference between reported and estimated DTP1 coverage. Low levels of coverage, associated with the interruption of health services during a period of civil unrest, continue. Reported data reflect coverage for the second full dose of IPV. Estimate challenged by: D-R-

2017: Estimate based on reported IPV1 coverage adjusted for the difference between reported and estimated DTP1 coverage. Low levels of coverage, associated with the interruption of health services during a period of civil unrest, continue. Estimate challenged by: D-R-

2016: Inactivated polio vaccine in 2008 as part of a sequential schedule. Low levels of coverage, associated with the interruption of health services during a period of civil unrest, continue. Programme reports a 3 month stock-out at the national level. Estimate challenged by: D-R-

2015: . Low levels of coverage continue associated with the interruption of health services during period of civil unrest. Reported target population estimates have exceptionally remained largely unchanged during the period of civil unrest between 2014 and 2015. Estimate challenged by: D-R-

	2009	2010	2011	2012	2013	2014	2015	2016	2017	2018	2019	2020
Estimate	NA	NA	NA	NA	NA	NA	59	58	67	66	71	65
Estimate GoC	NA	NA	NA	NA	NA	NA	•	•	•	•	•	•
Official	NA	NA	NA	NA	NA	67	70	65	78	77	82	76
Administrative	100	100	96	78	75	NA	70	65	78	77	82	76
Survey	NA	NA	NA	NA	NA	NA	NA	NA	NA	NA	NA	NA

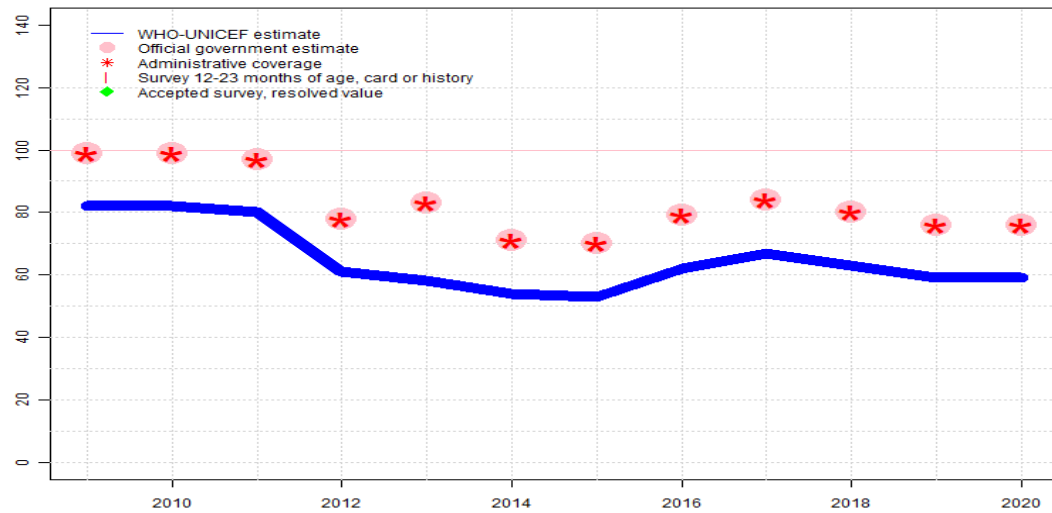
The WHO and UNICEF estimates of national immunization coverage (wuenic) are based on data and information that are of varying, and, in some instances, unknown quality. Beginning with the 2011 revision we describe the grade of confidence (GoC) we have in these estimates. As there is no underlying probability model upon which the estimates are based, we are unable to present classical measures of uncertainty, e.g., confidence intervals. Moreover, we have chosen not to make subjective estimates of plausibility/certainty ranges around the coverage. The GoC reflects the degree of empirical support upon which the estimates are based. It is not a judgment of the quality of data reported by national authorities.

- Estimate is supported by reported data [R+], coverage recalculated with an independent denominator from the World Population Prospects: 2020 revision from the UN Population Division (D+), and at least one supporting survey within 2 years [S+]. While well supported, the estimate still carries a risk of being wrong.
- Estimate is supported by at least one data source; [R+], [S+], or [D+]; and no data source, [R-], [D-], or [S-], challenges the estimate.
- There are no directly supporting data; or data from at least one source; [R-], [D-], [S-]; challenge the estimate.

In all cases these estimates should be used with caution and should be assessed in light of the objective for which they are being used.

# Syrian Arab Republic - MCV1

SYR - MCV1



	2009	2010	2011	2012	2013	2014	2015	2016	2017	2018	2019	2020
Estimate	82	82	80	61	58	54	53	62	67	63	59	59
Estimate GoC	•	•	•	•	•	•	•	•	•	•	•	•
Official	99	99	97	78	83	71	70	79	84	80	76	76
Administrative Survey	99	99	97	78	83	71	70	79	84	80	76	76
Survey	NA	NA	NA	NA	NA	NA	NA	NA	NA	NA	NA	NA

The WHO and UNICEF estimates of national immunization coverage (wuenic) are based on data and information that are of varying, and, in some instances, unknown quality. Beginning with the 2011 revision we describe the grade of confidence (GoC) we have in these estimates. As there is no underlying probability model upon which the estimates are based, we are unable to present classical measures of uncertainty, e.g., confidence intervals. Moreover, we have chosen not to make subjective estimates of plausibility/certainty ranges around the coverage. The GoC reflects the degree of empirical support upon which the estimates are based. It is not a judgment of the quality of data reported by national authorities.

- Estimate is supported by reported data [R+], coverage recalculated with an independent denominator from the World Population Prospects: 2020 revision from the UN Population Division (D+), and at least one supporting survey within 2 years [S+]. While well supported, the estimate still carries a risk of being wrong.
- Estimate is supported by at least one data source; [R+], [S+], or [D+]; and no data source, [R-], [D-], or [S-], challenges the estimate.
- There are no directly supporting data; or data from at least one source; [R-], [D-], [S-]; challenge the estimate.

In all cases these estimates should be used with caution and should be assessed in light of the objective for which they are being used.

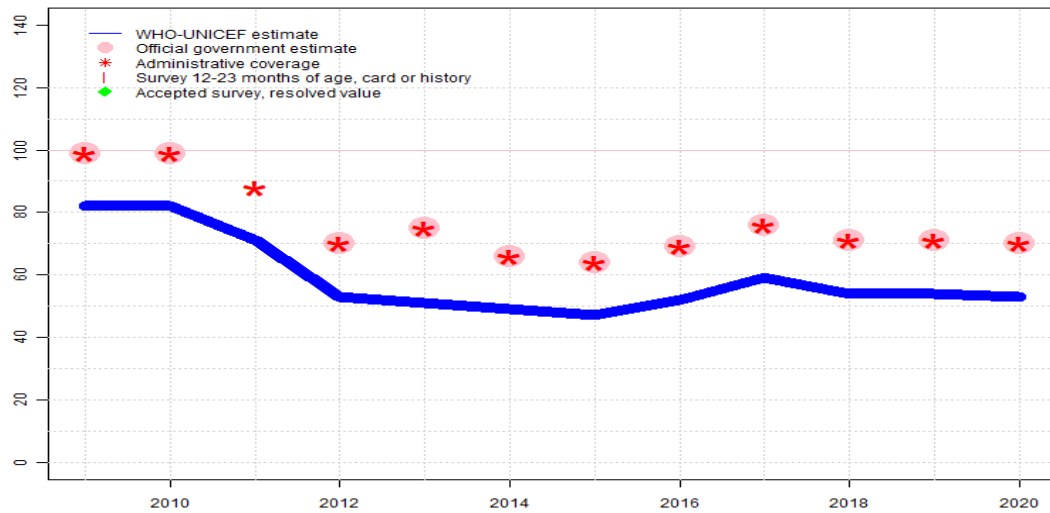
## Description:

- 2020: Reported data calibrated to 2005 levels. Reporting from some districts is incomplete. The denominator used for administrative coverage has been estimated from the coverage of the polio campaigns of 2017 in addition to vaccinated children per health facility. The last population census was conducted in 2004. The target population is estimated and likely inaccurate due to the constant movement outside and inside the country. WHO and UNICEF are aware of the coverage evaluation survey conducted 2020-2021 and await the final results. Estimate challenged by: D-R-
- 2019: Reported data calibrated to 2005 levels. Estimate challenged by: D-R-
- 2018: Reported data calibrated to 2005 levels. Low levels of coverage, associated with the interruption of health services during a period of civil unrest, continue. Estimate challenged by: D-R-
- 2017: Reported data calibrated to 2005 levels. Low levels of coverage, associated with the interruption of health services during a period of civil unrest, continue. Estimate challenged by: D-R-
- 2016: Reported data calibrated to 2005 levels. Low levels of coverage, associated with the interruption of health services during a period of civil unrest, continue. Estimate challenged by: D-R-
- 2015: Reported data calibrated to 2005 levels. Low levels of coverage continue associated with the interruption of health services during period of civil unrest. Reported target population estimates have exceptionally remained largely unchanged during the period of civil unrest between 2014 and 2015. Estimate challenged by: D-R-
- 2014: Reported data calibrated to 2005 levels. Low levels of coverage continue associated with the interruption of health services during period of civil unrest.. Estimate challenged by: D-R-
- 2013: Reported data calibrated to 2005 levels. Reported data excluded. Reported coverage levels may reflect doses delivered during campaign. Programme reports a 4 month stock-out at the national level and in 60 districts. Low levels of coverage associated with the interruption of health services during period of civil unrest. Estimate challenged by: D-R-
- 2012: Reported data calibrated to 2005 levels. Low levels of coverage associated with the interruption of health services during period of civil unrest. Estimate challenged by: D-R-
- 2011: Reported data calibrated to 2005 levels. Estimate challenged by: D-R-
- 2010: Reported data calibrated to 2005 levels. Estimate challenged by: D-R-
- 2009: Reported data calibrated to 2005 levels. Estimate challenged by: R-



# Syrian Arab Republic - MCV2

SYR - MCV2



	2009	2010	2011	2012	2013	2014	2015	2016	2017	2018	2019	2020
Estimate	82	82	71	53	51	49	47	52	59	54	54	53
Estimate GoC	•	•	•	•	•	•	•	•	•	•	•	•
Official	99	99	NA	70	75	66	64	69	76	71	71	70
Administrative	99	99	88	70	75	66	64	69	76	71	71	70
Survey	NA	NA	NA	NA	NA	NA	NA	NA	NA	NA	NA	NA

The WHO and UNICEF estimates of national immunization coverage (wuenic) are based on data and information that are of varying, and, in some instances, unknown quality. Beginning with the 2011 revision we describe the grade of confidence (GoC) we have in these estimates. As there is no underlying probability model upon which the estimates are based, we are unable to present classical measures of uncertainty, e.g., confidence intervals. Moreover, we have chosen not to make subjective estimates of plausibility/certainty ranges around the coverage. The GoC reflects the degree of empirical support upon which the estimates are based. It is not a judgment of the quality of data reported by national authorities.

- Estimate is supported by reported data [R+], coverage recalculated with an independent denominator from the World Population Prospects: 2020 revision from the UN Population Division (D+), and at least one supporting survey within 2 years [S+]. While well supported, the estimate still carries a risk of being wrong.
- Estimate is supported by at least one data source; [R+], [S+], or [D+]; and no data source, [R-], [D-], or [S-], challenges the estimate.
- There are no directly supporting data; or data from at least one source; [R-], [D-], [S-]; challenge the estimate.

In all cases these estimates should be used with caution and should be assessed in light of the objective for which they are being used.

## Description:

Coverage estimates for the second dose of measles containing vaccine are for children by the nationally recommended age.

2020: Reported data calibrated to 2012 levels. Reporting from some districts is incomplete. The denominator used for administrative coverage has been estimated from the coverage of the polio campaigns of 2017 in addition to vaccinated children per health facility. The last population census was conducted in 2004. The target population is estimated and likely inaccurate due to the constant movement outside and inside the country. WHO and UNICEF are aware of the coverage evaluation survey conducted 2020-2021 and await the final results. Estimate challenged by: D-R-

2019: Reported data calibrated to 2012 levels. Estimate challenged by: D-R-

2018: Reported data calibrated to 2012 levels. Low levels of coverage, associated with the interruption of health services during a period of civil unrest, continue. Estimate challenged by: D-R-

2017: Reported data calibrated to 2012 levels. Low levels of coverage, associated with the interruption of health services during a period of civil unrest, continue. Estimate challenged by: D-R-

2016: Reported data calibrated to 2012 levels. Low levels of coverage, associated with the interruption of health services during a period of civil unrest, continue. Estimate challenged by: D-R-

2015: Reported data calibrated to 2012 levels. Low levels of coverage continue associated with the interruption of health services during period of civil unrest. Reported target population estimates have exceptionally remained largely unchanged during the period of civil unrest between 2014 and 2015. Estimate challenged by: D-R-

2014: Reported data calibrated to 2012 levels. Low levels of coverage continue associated with the interruption of health services during period of civil unrest. Estimate challenged by: D-R-

2013: Reported data calibrated to 2012 levels. Reported data excluded. Reported coverage levels may reflect doses delivered during campaign. Low levels of coverage associated with the interruption of health services during period of civil unrest. Estimate challenged by: D-R-

2012: Estimate of 53 percent assigned by working group. Coverage level follows coverage for MCV first dose with adjustment based on the difference between estimated coverage and official government estimate for MCV. Low levels of coverage associated with the interruption of health services during period of civil unrest. Estimate challenged by: D-R-

2011: Estimate of 71 percent assigned by working group. Coverage level follows coverage for MCV first dose with adjustment based on the difference between estimated coverage and official government estimate for MCV. Estimate challenged by: D-R-

2010: Estimate of 82 percent assigned by working group. Coverage level follows coverage for MCV first dose with adjustment based on the difference between estimated coverage and

# Syrian Arab Republic - MCV2

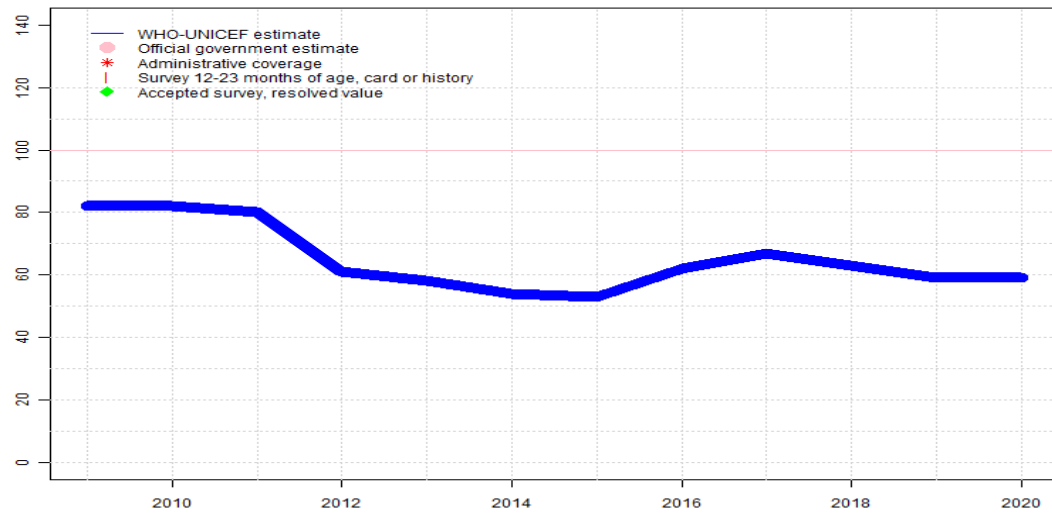
---

official government estimate for MCV. Estimate challenged by: D-R-

2009: Estimate of 82 percent assigned by working group. Coverage level follows coverage for MCV first dose with adjustment based on the difference between estimated coverage and official government estimate for MCV. Estimate challenged by: R-

# Syrian Arab Republic - RCV1

SYR - RCV1



	2009	2010	2011	2012	2013	2014	2015	2016	2017	2018	2019	2020
Estimate	82	82	80	61	58	54	53	62	67	63	59	59
Estimate GoC	•	•	•	•	•	•	•	•	•	•	•	•
Official	NA	NA	NA	NA	NA	NA	NA	NA	NA	NA	NA	NA
Administrative	NA	NA	NA	NA	NA	NA	NA	NA	NA	NA	NA	NA
Survey	NA	NA	NA	NA	NA	NA	NA	NA	NA	NA	NA	NA

The WHO and UNICEF estimates of national immunization coverage (wuenic) are based on data and information that are of varying, and, in some instances, unknown quality. Beginning with the 2011 revision we describe the grade of confidence (GoC) we have in these estimates. As there is no underlying probability model upon which the estimates are based, we are unable to present classical measures of uncertainty, e.g., confidence intervals. Moreover, we have chosen not to make subjective estimates of plausibility/certainty ranges around the coverage. The GoC reflects the degree of empirical support upon which the estimates are based. It is not a judgment of the quality of data reported by national authorities.

- Estimate is supported by reported data [R+], coverage recalculated with an independent denominator from the World Population Prospects: 2020 revision from the UN Population Division (D+), and at least one supporting survey within 2 years [S+]. While well supported, the estimate still carries a risk of being wrong.
- Estimate is supported by at least one data source; [R+], [S+], or [D+]; and no data source, [R-], [D-], or [S-], challenges the estimate.
- There are no directly supporting data; or data from at least one source; [R-], [D-], [S-]; challenge the estimate.

In all cases these estimates should be used with caution and should be assessed in light of the objective for which they are being used.

## Description:

For this revision, coverage estimates for the first dose of rubella containing vaccine are based on WHO and UNICEF estimates of coverage of measles containing vaccine. Nationally reported coverage of rubella containing vaccine is not taken into consideration nor are they represented in the the accompanying graph and data table.

2020: Estimate based on estimated MCV1. Reporting from some districts is incomplete. The denominator used for administrative coverage has been estimated from the coverage of the polio campaigns of 2017 in addition to vaccinated children per health facility. The last population census was conducted in 2004. The target population is estimated and likely inaccurate due to the constant movement outside and inside the country. WHO and UNICEF are aware of the coverage evaluation survey conducted 2020-2021 and await the final results. Estimate challenged by: D-R-

2019: Estimate based on estimated MCV1. Estimate challenged by: D-R-

2018: Estimate based on estimated MCV1. Low levels of coverage, associated with the interruption of health services during a period of civil unrest, continue. Estimate challenged by: D-R-

2017: Estimate based on estimated MCV1. Low levels of coverage, associated with the interruption of health services during a period of civil unrest, continue. Estimate challenged by: D-R-

2016: Estimate based on estimated MCV1. Low levels of coverage, associated with the interruption of health services during a period of civil unrest, continue. Estimate challenged by: D-R-

2015: Estimate based on estimated MCV1. Low levels of coverage continue associated with the interruption of health services during period of civil unrest. Reported target population estimates have exceptionally remained largely unchanged during the period of civil unrest between 2014 and 2015. Estimate challenged by: D-R-

2014: Estimate based on estimated MCV1. Low levels of coverage continue associated with the interruption of health services during period of civil unrest. Estimate challenged by: D-R-

2013: Estimate based on estimated MCV1. Low levels of coverage associated with the interruption of health services during period of civil unrest. Estimate challenged by: D-R-

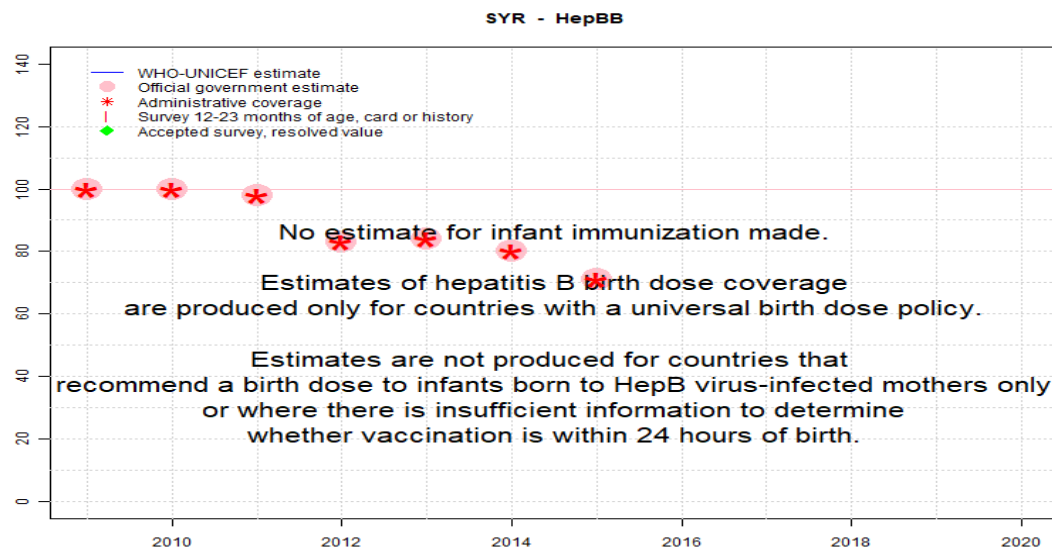
2012: Estimate based on estimated MCV1. Low levels of coverage associated with the interruption of health services during period of civil unrest. Estimate challenged by: D-R-

2011: Estimate based on estimated MCV1. Estimate challenged by: D-R-

2010: Estimate based on estimated MCV1. Estimate challenged by: D-R-

2009: Estimate based on estimated MCV1. Estimate challenged by: R-

# Syrian Arab Republic - HepBB



	2009	2010	2011	2012	2013	2014	2015	2016	2017	2018	2019	2020
Estimate	NA	NA	NA	NA	NA	NA	NA	NA	NA	NA	NA	NA
Estimate GoC	NA	NA	NA	NA	NA	NA	NA	NA	NA	NA	NA	NA
Official	100	100	98	83	84	80	71	NA	NA	NA	NA	NA
Administrative	100	100	98	83	84	80	71	NA	NA	NA	NA	NA
Survey	NA	NA	NA	NA	NA	NA	NA	NA	NA	NA	NA	NA

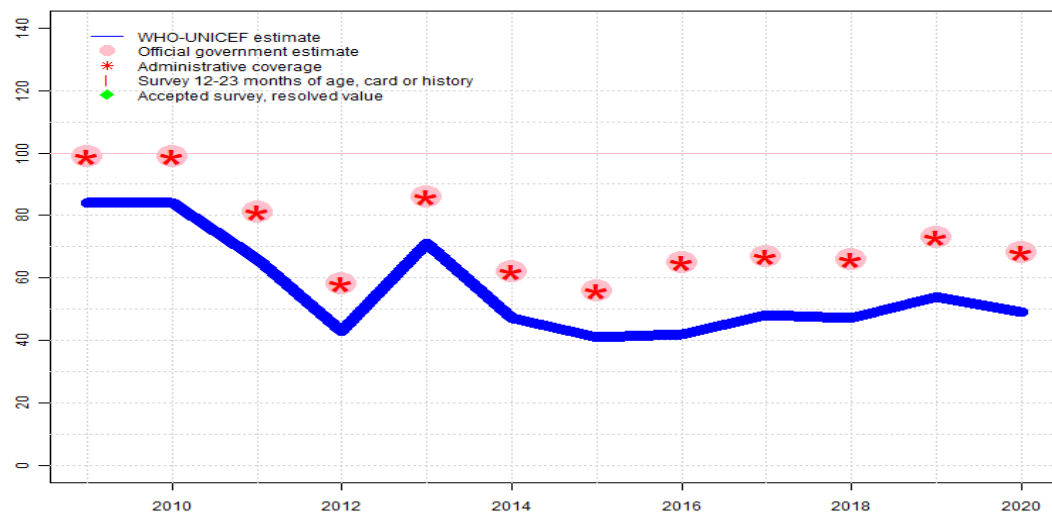
The WHO and UNICEF estimates of national immunization coverage (wuenic) are based on data and information that are of varying, and, in some instances, unknown quality. Beginning with the 2011 revision we describe the grade of confidence (GoC) we have in these estimates. As there is no underlying probability model upon which the estimates are based, we are unable to present classical measures of uncertainty, e.g., confidence intervals. Moreover, we have chosen not to make subjective estimates of plausibility/certainty ranges around the coverage. The GoC reflects the degree of empirical support upon which the estimates are based. It is not a judgment of the quality of data reported by national authorities.

- Estimate is supported by reported data [R+], coverage recalculated with an independent denominator from the World Population Prospects: 2020 revision from the UN Population Division (D+), and at least one supporting survey within 2 years [S+]. While well supported, the estimate still carries a risk of being wrong.
- Estimate is supported by at least one data source; [R+], [S+], or [D+]; and no data source, [R-], [D-], or [S-], challenges the estimate.
- There are no directly supporting data; or data from at least one source; [R-], [D-], [S-]; challenge the estimate.

In all cases these estimates should be used with caution and should be assessed in light of the objective for which they are being used.

# Syrian Arab Republic - HepB3

SYR - HepB3



	2009	2010	2011	2012	2013	2014	2015	2016	2017	2018	2019	2020
Estimate	84	84	66	43	71	47	41	42	48	47	54	49
Estimate GoC	•	•	•	•	•	•	•	•	•	•	•	•
Official	99	99	81	58	86	62	56	65	67	66	73	68
Administrative	99	99	81	58	86	62	56	65	67	66	73	68
Survey	NA	NA	NA	NA	NA	NA	NA	NA	NA	NA	NA	NA

The WHO and UNICEF estimates of national immunization coverage (wuenic) are based on data and information that are of varying, and, in some instances, unknown quality. Beginning with the 2011 revision we describe the grade of confidence (GoC) we have in these estimates. As there is no underlying probability model upon which the estimates are based, we are unable to present classical measures of uncertainty, e.g., confidence intervals. Moreover, we have chosen not to make subjective estimates of plausibility/certainty ranges around the coverage. The GoC reflects the degree of empirical support upon which the estimates are based. It is not a judgment of the quality of data reported by national authorities.

- Estimate is supported by reported data [R+], coverage recalculated with an independent denominator from the World Population Prospects: 2020 revision from the UN Population Division (D+), and at least one supporting survey within 2 years [S+]. While well supported, the estimate still carries a risk of being wrong.
- Estimate is supported by at least one data source; [R+], [S+], or [D+]; and no data source, [R-], [D-], or [S-], challenges the estimate.
- There are no directly supporting data; or data from at least one source; [R-], [D-], [S-]; challenge the estimate.

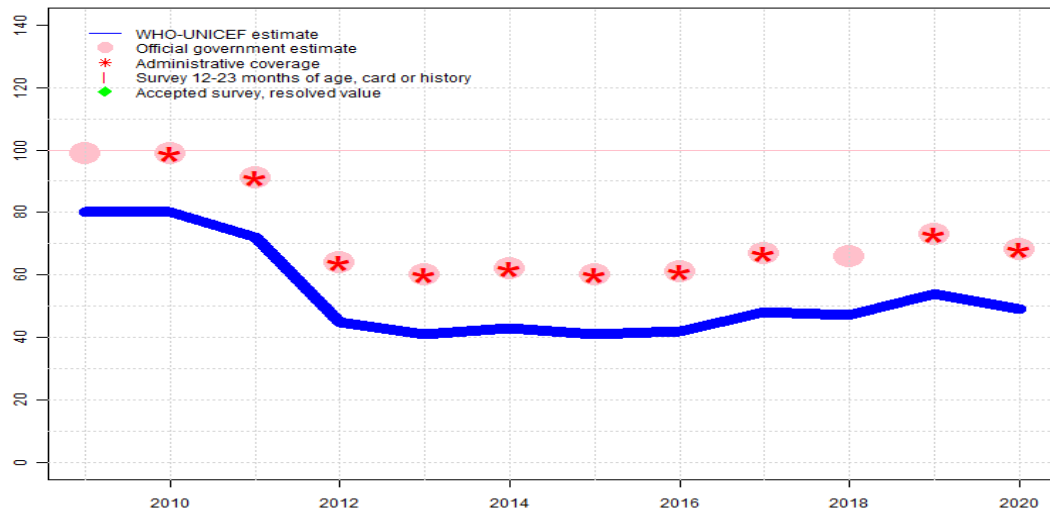
In all cases these estimates should be used with caution and should be assessed in light of the objective for which they are being used.

## Description:

- 2020: Estimate based on estimated DTP3 coverage. Reporting from some districts is incomplete. The denominator used for administrative coverage has been estimated from the coverage of the polio campaigns of 2017 in addition to vaccinated children per health facility. The last population census was conducted in 2004. The target population is estimated and likely inaccurate due to the constant movement outside and inside the country. WHO and UNICEF are aware of the coverage evaluation survey conducted 2020-2021 and await the final results. Estimate challenged by: D-R-
- 2019: Estimate based on estimated DTP3 coverage. Estimate challenged by: D-R-
- 2018: Estimate based on estimated DTP3 coverage. Low levels of coverage, associated with the interruption of health services during a period of civil unrest, continue. Estimate challenged by: D-R-
- 2017: Estimate is based on estimated DTP3 coverage. Low levels of coverage, associated with the interruption of health services during a period of civil unrest, continue. Estimate challenged by: D-R-
- 2016: Estimate based on estimated DTP3 coverage. Low levels of coverage, associated with the interruption of health services during a period of civil unrest, continue. Estimate challenged by: D-R-
- 2015: Reported data calibrated to 2005 levels. Low levels of coverage continue associated with the interruption of health services during period of civil unrest. Reported target population estimates have exceptionally remained largely unchanged during the period of civil unrest between 2014 and 2015. Estimate challenged by: D-R-
- 2014: Reported data calibrated to 2005 levels. Low levels of coverage continue associated with the interruption of health services during period of civil unrest. GoC=Assigned by working group. GoC assigned to maintain consistency across vaccines.
- 2013: Reported data calibrated to 2005 levels. Higher levels of HepB3 due in part to use of monovalent HepB vaccine. Low levels of coverage associated with the interruption of health services during period of civil unrest. Estimate challenged by: D-R-
- 2012: Reported data calibrated to 2005 levels. First dose of HepB was given at birth and third dose delivered with DTP2. Low levels of coverage associated with the interruption of health services during period of civil unrest. Estimate challenged by: D-R-
- 2011: Reported data calibrated to 2005 levels. Decline in coverage attributed to civil unrest in the country. Estimate challenged by: D-R-
- 2010: Reported data calibrated to 2005 levels. Estimate challenged by: D-R-
- 2009: Reported data calibrated to 2005 levels. Estimate challenged by: R-

# Syrian Arab Republic - Hib3

SYR - Hib3



	2009	2010	2011	2012	2013	2014	2015	2016	2017	2018	2019	2020
Estimate	80	80	72	45	41	43	41	42	48	47	54	49
Estimate GoC	•	•	•	•	•	•	•	•	•	•	•	•
Official	99	99	91	64	60	62	60	61	67	66	73	68
Administrative	NA	99	91	64	60	62	60	61	67	NA	73	68
Survey	NA	NA	NA	NA	NA	NA	NA	NA	NA	NA	NA	NA

The WHO and UNICEF estimates of national immunization coverage (wuenic) are based on data and information that are of varying, and, in some instances, unknown quality. Beginning with the 2011 revision we describe the grade of confidence (GoC) we have in these estimates. As there is no underlying probability model upon which the estimates are based, we are unable to present classical measures of uncertainty, e.g., confidence intervals. Moreover, we have chosen not to make subjective estimates of plausibility/certainty ranges around the coverage. The GoC reflects the degree of empirical support upon which the estimates are based. It is not a judgment of the quality of data reported by national authorities.

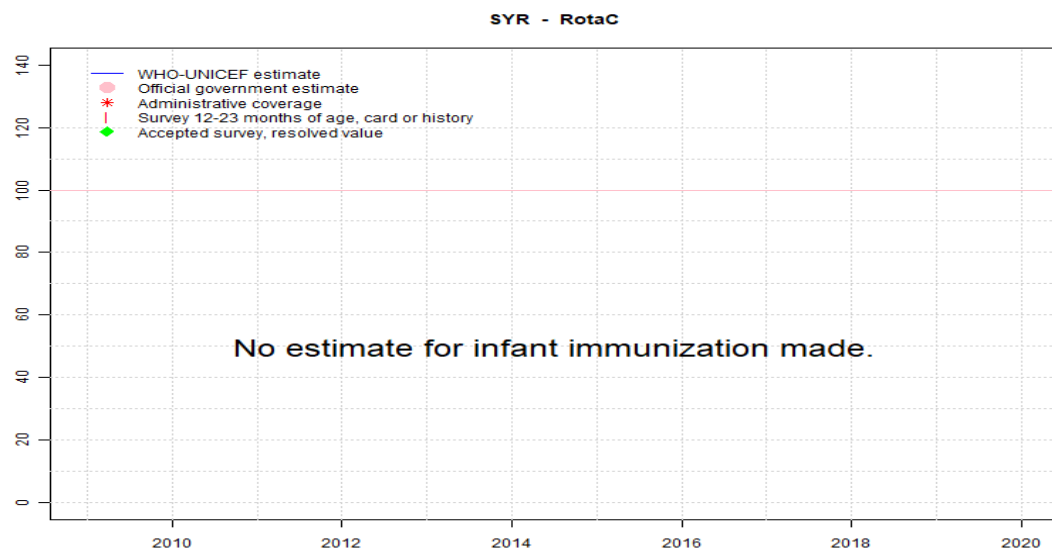
- Estimate is supported by reported data [R+], coverage recalculated with an independent denominator from the World Population Prospects: 2020 revision from the UN Population Division (D+), and at least one supporting survey within 2 years [S+]. While well supported, the estimate still carries a risk of being wrong.
- Estimate is supported by at least one data source; [R+], [S+], or [D+]; and no data source, [R-], [D-], or [S-], challenges the estimate.
- There are no directly supporting data; or data from at least one source; [R-], [D-], [S-]; challenge the estimate.

In all cases these estimates should be used with caution and should be assessed in light of the objective for which they are being used.

## Description:

- 2020: Reported data calibrated to 2005 levels. Reporting from some districts is incomplete. The denominator used for administrative coverage has been estimated from the coverage of the polio campaigns of 2017 in addition to vaccinated children per health facility. The last population census was conducted in 2004. The target population is estimated and likely inaccurate due to the constant movement outside and inside the country. WHO and UNICEF are aware of the coverage evaluation survey conducted 2020-2021 and await the final results. Estimate challenged by: D-R-
- 2019: Reported data calibrated to 2005 levels. Estimate challenged by: D-R-
- 2018: Estimate based on estimated DTP3 coverage. Low levels of coverage, associated with the interruption of health services during a period of civil unrest, continue. Estimate challenged by: R-
- 2017: Reported data calibrated to 2005 levels. Low levels of coverage, associated with the interruption of health services during a period of civil unrest, continue. Estimate challenged by: D-R-
- 2016: Reported data calibrated to 2005 levels. Low levels of coverage, associated with the interruption of health services during a period of civil unrest, continue. Programme reports a 1 month stock-out at the national level. Estimate challenged by: D-R-
- 2015: Reported data calibrated to 2005 levels. Low levels of coverage continue associated with the interruption of health services during period of civil unrest. Reported target population estimates have exceptionally remained largely unchanged during the period of civil unrest between 2014 and 2015. Estimate challenged by: D-R-
- 2014: Reported data calibrated to 2005 levels. Low levels of coverage continue associated with the interruption of health services during period of civil unrest. GoC=Assigned by working group. GoC assigned to maintain consistency across vaccines.
- 2013: Reported data calibrated to 2005 levels. Low levels of coverage associated with the interruption of health services during period of civil unrest. Estimate challenged by: D-R-
- 2012: Reported data calibrated to 2005 levels. Low levels of coverage associated with the interruption of health services during period of civil unrest. Estimate challenged by: D-R-
- 2011: Reported data calibrated to 2005 levels. Estimate challenged by: D-R-
- 2010: Reported data calibrated to 2005 levels. Estimate challenged by: R-
- 2009: Reported data calibrated to 2005 levels. Estimate challenged by: R-

# Syrian Arab Republic - RotaC



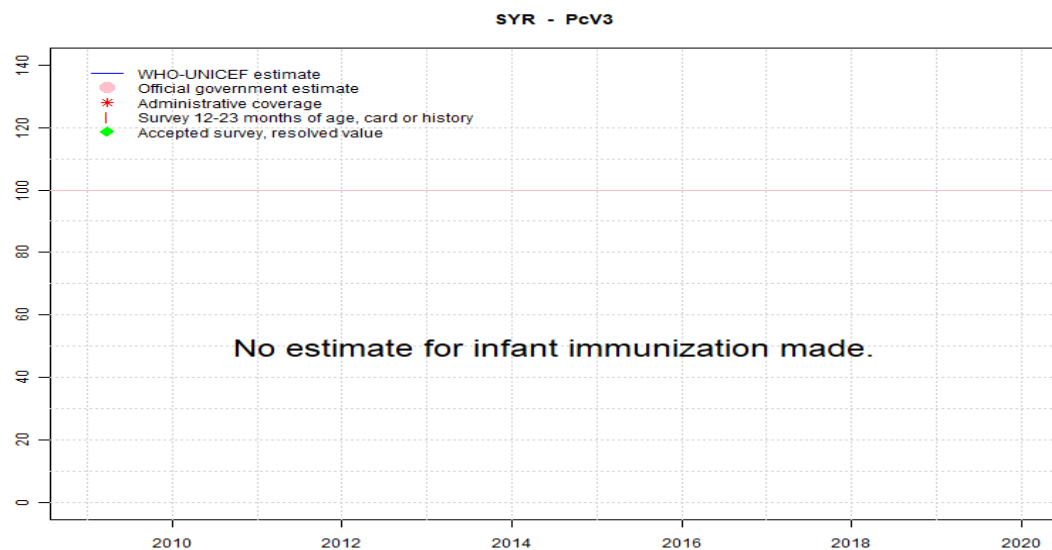
	2009	2010	2011	2012	2013	2014	2015	2016	2017	2018	2019	2020
Estimate	NA	NA	NA	NA	NA	NA	NA	NA	NA	NA	NA	NA
Estimate GoC	NA	NA	NA	NA	NA	NA	NA	NA	NA	NA	NA	NA
Official	NA	NA	NA	NA	NA	NA	NA	NA	NA	NA	NA	NA
Administrative	NA	NA	NA	NA	NA	NA	NA	NA	NA	NA	NA	NA
Survey	NA	NA	NA	NA	NA	NA	NA	NA	NA	NA	NA	NA

The WHO and UNICEF estimates of national immunization coverage (wuenic) are based on data and information that are of varying, and, in some instances, unknown quality. Beginning with the 2011 revision we describe the grade of confidence (GoC) we have in these estimates. As there is no underlying probability model upon which the estimates are based, we are unable to present classical measures of uncertainty, e.g., confidence intervals. Moreover, we have chosen not to make subjective estimates of plausibility/certainty ranges around the coverage. The GoC reflects the degree of empirical support upon which the estimates are based. It is not a judgment of the quality of data reported by national authorities.

- Estimate is supported by reported data [R+], coverage recalculated with an independent denominator from the World Population Prospects: 2020 revision from the UN Population Division (D+), and at least one supporting survey within 2 years [S+]. While well supported, the estimate still carries a risk of being wrong.
- Estimate is supported by at least one data source; [R+], [S+], or [D+]; and no data source, [R-], [D-], or [S-], challenges the estimate.
- There are no directly supporting data; or data from at least one source; [R-], [D-], [S-]; challenge the estimate.

In all cases these estimates should be used with caution and should be assessed in light of the objective for which they are being used.

# Syrian Arab Republic - PcV3



	2009	2010	2011	2012	2013	2014	2015	2016	2017	2018	2019	2020
Estimate	NA	NA	NA	NA	NA	NA	NA	NA	NA	NA	NA	NA
Estimate GoC	NA	NA	NA	NA	NA	NA	NA	NA	NA	NA	NA	NA
Official	NA	NA	NA	NA	NA	NA	NA	NA	NA	NA	NA	NA
Administrative	NA	NA	NA	NA	NA	NA	NA	NA	NA	NA	NA	NA
Survey	NA	NA	NA	NA	NA	NA	NA	NA	NA	NA	NA	NA

The WHO and UNICEF estimates of national immunization coverage (wuenic) are based on data and information that are of varying, and, in some instances, unknown quality. Beginning with the 2011 revision we describe the grade of confidence (GoC) we have in these estimates. As there is no underlying probability model upon which the estimates are based, we are unable to present classical measures of uncertainty, e.g., confidence intervals. Moreover, we have chosen not to make subjective estimates of plausibility/certainty ranges around the coverage. The GoC reflects the degree of empirical support upon which the estimates are based. It is not a judgment of the quality of data reported by national authorities.

- Estimate is supported by reported data [R+], coverage recalculated with an independent denominator from the World Population Prospects: 2020 revision from the UN Population Division (D+), and at least one supporting survey within 2 years [S+]. While well supported, the estimate still carries a risk of being wrong.
- Estimate is supported by at least one data source; [R+], [S+], or [D+]; and no data source, [R-], [D-], or [S-], challenges the estimate.
- There are no directly supporting data; or data from at least one source; [R-], [D-], [S-]; challenge the estimate.

In all cases these estimates should be used with caution and should be assessed in light of the objective for which they are being used.



# Syrian Arab Republic - survey details

## 2008 Syria 2009 Household Survey (PAPFAM)

Vaccine	Confirmation method	Coverage	Age cohort	Sample	Cards seen
BCG	Card or History	92.5	12-23 m	-	66
DTP1	Card or History	88	12-23 m	-	66
DTP3	Card or History	82.1	12-23 m	-	66
MCV1	Card or History	81.9	12-23 m	-	66
Pol1	Card or History	87	12-23 m	-	66
Pol3	Card or History	80.5	12-23 m	-	66

## 2005 Syrian Arab Republic Multiple Indicator Cluster Survey 2006

Vaccine	Confirmation method	Coverage	Age cohort	Sample	Cards seen
BCG	C or H <12 months	89.6	12-23 m	2083	55
BCG	Card	56.6	12-23 m	2083	55
BCG	Card or History	89.8	12-23 m	2083	55
BCG	History	33.2	12-23 m	2083	55
DTP1	C or H <12 months	87.8	12-23 m	2083	55
DTP1	Card	57	12-23 m	2083	55
DTP1	Card or History	88.5	12-23 m	2083	55
DTP1	History	31.4	12-23 m	2083	55
DTP3	C or H <12 months	74.5	12-23 m	2083	55

DTP3	Card	52.5	12-23 m	2083	55
DTP3	Card or History	76.6	12-23 m	2083	55
DTP3	History	24.1	12-23 m	2083	55
HepB1	C or H <12 months	88.6	12-23 m	2083	55
HepB1	Card	57.3	12-23 m	2083	55
HepB1	Card or History	88.8	12-23 m	2083	55
HepB1	History	31.4	12-23 m	2083	55
HepB3	C or H <12 months	71.4	12-23 m	2083	55
HepB3	Card	53.1	12-23 m	2083	55
HepB3	Card or History	77.1	12-23 m	2083	55
HepB3	History	24	12-23 m	2083	55
MCV1	C or H <12 months	74.4	12-23 m	2083	55
MCV1	Card	52	12-23 m	2083	55
MCV1	Card or History	80.7	12-23 m	2083	55
MCV1	History	28.7	12-23 m	2083	55
Pol1	C or H <12 months	88.5	12-23 m	2083	55
Pol1	Card	56.2	12-23 m	2083	55
Pol1	Card or History	89.2	12-23 m	2083	55
Pol1	History	33.1	12-23 m	2083	55
Pol3	C or H <12 months	73.5	12-23 m	2083	55
Pol3	Card	51.7	12-23 m	2083	55
Pol3	Card or History	75.8	12-23 m	2083	55
Pol3	History	24.1	12-23 m	2083	55

Further information and estimates for previous years are available at:

<http://www.data.unicef.org/child-health/immunization>

<https://www.who.int/teams/immunization-vaccines-and-biologicals/immunization-analysis-and-insights/global-monitoring/data-statistics-and-graphics>