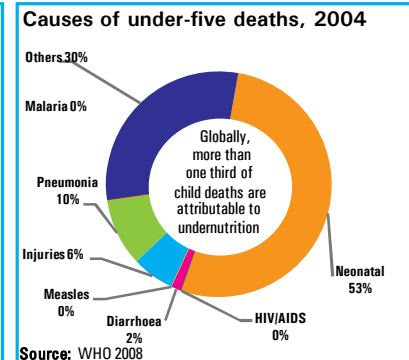
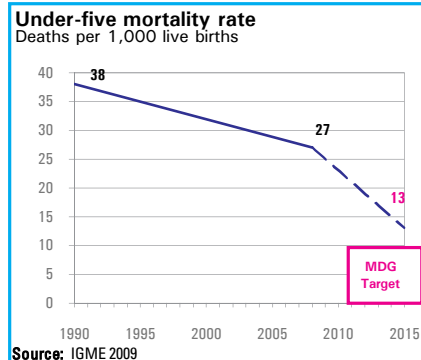


Occupied Palestinian Territory

Nutrition Profile

DEMOGRAPHICS

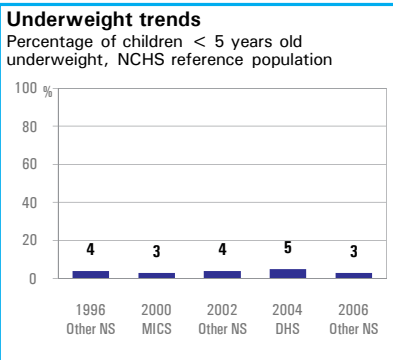
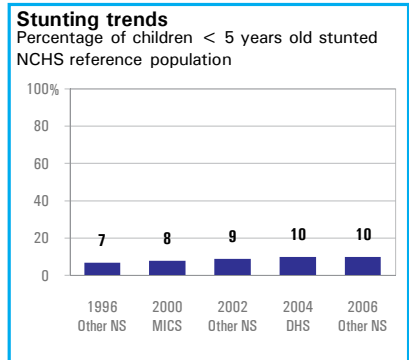
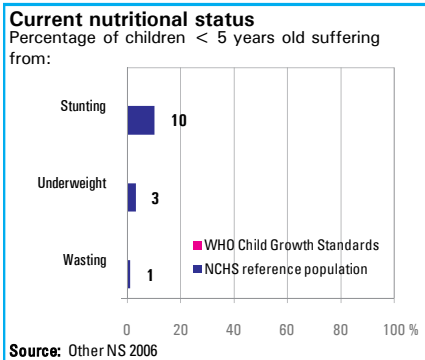
Total population (000)	4,147	(2008)
Total under-five population (000)	697	(2008)
Total number of births (000)	148	(2008)
Under-five mortality rate (per 1,000 live births)	27	(2008)
Total number of under-five deaths (000)	4	(2008)
Infant mortality rate (per 1,000 live births)	24	(2008)
Neonatal mortality rate (per 1,000 live births)	-	-
HIV prevalence rate (15-49 years, %)	-	-
Population below international poverty line of US\$1.25 per day (%)	-	-



NUTRITIONAL STATUS

Burden of undernutrition (2008)
NCHS reference population

Stunted (under-fives, 000):	71	Underweight (under-fives, 000):	20
Share of developing world stunting burden (%):	0.0	Wasted (under-fives, 000):	10
Stunting country rank:	92	Severely wasted (under-fives, 000):	-



INFANT AND YOUNG CHILD FEEDING

Infant feeding practices, by age

No Data

- Weaned (not breastfed)
- Breastfed and non-milk liquids
- Breastfed and solid/semi-solid foods
- Breastfed and plain water only
- Breastfed and other milk/formula
- Exclusively breastfed

Exclusive breastfeeding
Percentage of infants < 6 months old exclusively breastfed

Year	2000	2006
Percentage	29	27

