

BACKGROUND NOTE: Each year WHO and UNICEF jointly review reports submitted by Member States regarding national immunization coverage, finalized survey reports as well as data from the published and grey literature. Based on these data, with due consideration to potential biases and the views of local experts, WHO and UNICEF attempt to distinguish between situations where the available empirical data accurately reflect immunization system performance and those where the data are likely to be compromised and present a misleading view of immunization coverage while jointly estimating the most likely coverage levels for each country.

WHO and UNICEF estimates are country-specific; that is to say, each country's data are reviewed individually, and data are not borrowed from other countries in the absence of data. Estimates are not based on ad hoc adjustments to reported data; in some instances empirical data are available from a single source, usually the nationally reported coverage data. In cases where no data are available for a given country/vaccine/year combination, data are considered from earlier and later years and interpolated to estimate coverage for the missing year(s). In cases where data sources are mixed and show large variation, an attempt is made to identify the most likely estimate with consideration of the possible biases in available data. For methods see:

*Burton et al. 2009. WHO and UNICEF estimates of national infant immunization coverage: methods and processes.

*Burton et al. 2012. A formal representation of the WHO and UNICEF estimates of national immunization coverage: a computational logic approach.

*Brown et al. 2013. An introduction to the grade of confidence used to characterize uncertainty around the WHO and UNICEF estimates of national immunization coverage.

DATA SOURCES.

ADMINISTRATIVE coverage: Reported by national authorities and based on aggregated administrative reports from health service providers on the number of vaccinations administered during a given period (numerator data) and reported target population data (denominator data). May be biased by inaccurate numerator and/or denominator data.

OFFICIAL coverage: Estimated coverage reported by national authorities that reflects their assessment of the most likely coverage based on any combination of administrative coverage, survey-based estimates or other data sources or adjustments. Approaches to determine OFFICIAL coverage may differ across countries.

SURVEY coverage: Based on estimated coverage from population-based household surveys among children aged 12-23 months or 24-35 months following a review of survey methods and results. Information is based on the combination of vaccination history from documented evidence or caregiver recall. Survey results are considered for the appropriate birth cohort based on the period of data collection.

ABBREVIATIONS

BCG: percentage of births who received one dose of Bacillus Calmette Guerin vaccine.

DTP1 / DTP3: percentage of surviving infants who received the 1st / 3rd dose, respectively, of diphtheria and tetanus toxoid with pertussis containing vaccine.

Pol3: percentage of surviving infants who received the 3rd dose of polio containing vaccine. May be either oral or inactivated polio vaccine.

IPV1: percentage of surviving infants who received at least one dose of inactivated polio vaccine. In countries utilizing an immunization schedule recommending either (i) a primary series of three doses of oral polio vaccine (OPV) plus at least one dose of IPV where OPV is included in routine

immunization and/or campaign or (ii) a sequential schedule of IPV followed by OPV, WHO and UNICEF estimates for IPV1 reflect coverage with at least one routine dose of IPV among infants <1 year of age among countries. For countries utilizing IPV containing vaccine use only, i.e., no recommended dose of OPV, the WHO and UNICEF estimate for IPV1 corresponds to coverage for the 1st dose of IPV.

Production of IPV coverage estimates, which begins in 2015, results in no change of the estimated coverage levels for the 3rd dose of polio (Pol3). For countries recommending routine immunization with a primary series of three doses of IPV alone, WHO and UNICEF estimated Pol3 coverage is equivalent to estimated coverage with three doses of IPV. For countries with a sequential schedule, estimated Pol3 coverage is based on that for the 3rd dose of polio vaccine regardless of vaccine type.

MCV1: percentage of surviving infants who received the 1st dose of measles containing vaccine. In countries where the national schedule recommends the 1st dose of MCV at 12 months or later based on the epidemiology of disease in the country, coverage estimates reflect the percentage of children who received the 1st dose of MCV as recommended.

MCV2: percentage of children who received the 2nd dose of measles containing vaccine according to the nationally recommended schedule.

RCV1: percentage of surviving infants who received the 1st dose of rubella containing vaccine. Coverage estimates are based on WHO and UNICEF estimates of coverage for the dose of measles containing vaccine that corresponds to the first measles-rubella combination vaccine. Nationally reported coverage of RCV is not taken into consideration nor are the data represented in the accompanying graph and data table.

HepBB: percentage of births which received a dose of hepatitis B vaccine within 24 hours of delivery. Estimates of hepatitis B birth dose coverage are produced only for countries with a universal birth dose policy. Estimates are not produced for countries that recommend a birth dose to infants born to HepB virus-infected mothers only or where there is insufficient information to determine whether vaccination is within 24 hours of birth.

HepB3: percentage of surviving infants who received the 3rd dose of hepatitis B containing vaccine following the birth dose.

Hib3: percentage of surviving infants who received the 3rd dose of Haemophilus influenzae type b containing vaccine.

RotaC: percentage of surviving infants who received the final recommended dose of rotavirus vaccine, which can be either the 2nd or the 3rd dose depending on the vaccine.

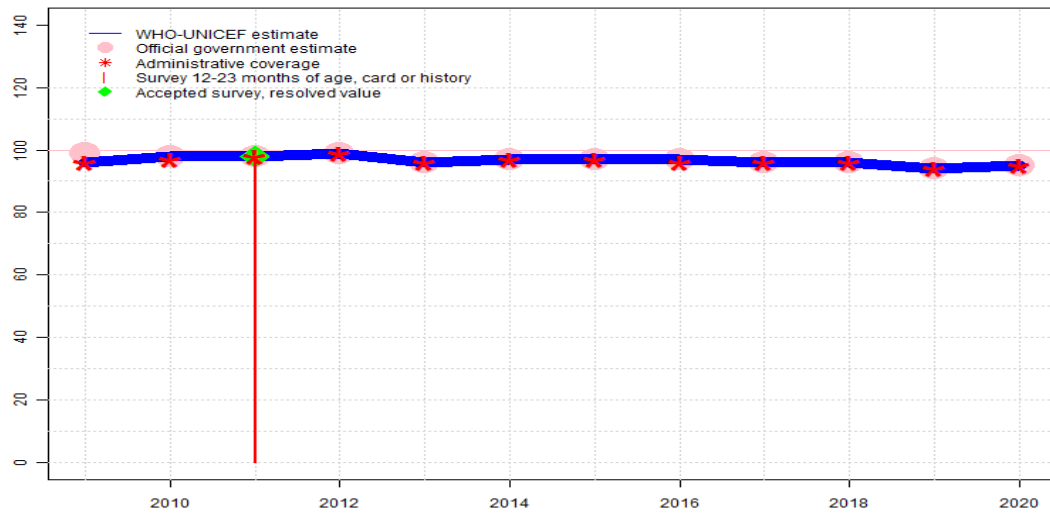
PcV3: percentage of surviving infants who received the 3rd dose of pneumococcal conjugate vaccine. In countries where the national schedule recommends two doses during infancy and a booster dose at 12 months or later based on the epidemiology of disease in the country, coverage estimates may reflect the percentage of surviving infants who received two doses of PcV prior to the 1st birthday.

YFV: percentage of surviving infants who received one dose of yellow fever vaccine in countries where YFV is part of the national immunization schedule for children or is recommended in at risk areas; coverage estimates are annualized for the entire cohort of surviving infants.

Disclaimer: All reasonable precautions have been taken by the World Health Organization and United Nations Children's Fund to verify the information contained in this publication. However, the published material is being distributed without warranty of any kind, either expressed or implied. The responsibility for the interpretation and use of the material lies with the reader. In no event shall the World Health Organization or United Nations Children's Fund be liable for damages arising from its use.

Republic of Moldova - BCG

MDA - BCG



Description:

- 2020: Estimate based on coverage reported by national government. No nationally representative household survey within the last 5 years. WHO and UNICEF recommend a high-quality survey to confirm reported levels of coverage. Estimate challenged by: D-
- 2019: Estimate based on coverage reported by national government. GoC=R+ D+
- 2018: Estimate based on coverage reported by national government. GoC=R+ D+
- 2017: Estimate based on coverage reported by national government. Since 2016, the reported target population has declined by 13 percent. GoC=R+ D+
- 2016: Estimate based on coverage reported by national government. Programme reports a 3-month vaccine stock out. GoC=R+ D+
- 2015: Estimate based on coverage reported by national government. GoC=R+ D+
- 2014: Estimate based on coverage reported by national government. GoC=R+ D+
- 2013: Estimate based on coverage reported by national government. GoC=R+ S+ D+
- 2012: Estimate based on coverage reported by national government. GoC=R+ S+ D+
- 2011: Estimate based on coverage reported by national government supported by survey. Survey evidence of 98 percent based on 1 survey(s). GoC=R+ S+ D+
- 2010: Estimate based on coverage reported by national government. GoC=R+ S+ D+
- 2009: Estimate based on reported administrative data. Estimate based on nationally reported administrative data; no explanation given for adjusted official estimate. GoC=R+ S+ D+

	2009	2010	2011	2012	2013	2014	2015	2016	2017	2018	2019	2020
Estimate	96	98	98	99	96	97	97	97	96	96	94	95
Estimate GoC	●●●	●●●	●●●	●●●	●●●	●●	●●	●●	●●	●●	●●	●
Official	99	98	98	99	96	97	97	97	96	96	94	95
Administrative	96	97	98	99	96	97	97	96	96	96	94	95
Survey	NA	NA	98	NA	NA	NA	NA	NA	NA	NA	NA	NA

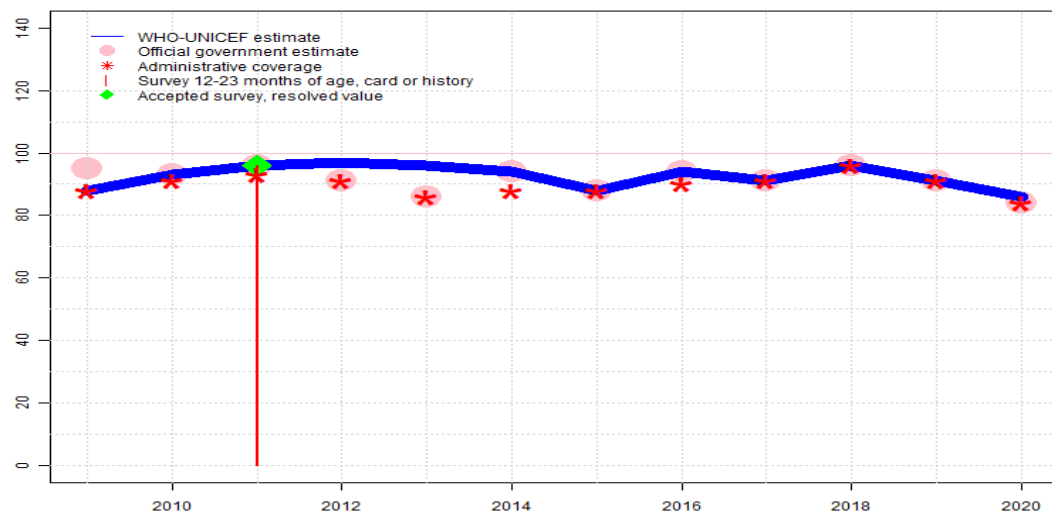
The WHO and UNICEF estimates of national immunization coverage (wuenic) are based on data and information that are of varying, and, in some instances, unknown quality. Beginning with the 2011 revision we describe the grade of confidence (GoC) we have in these estimates. As there is no underlying probability model upon which the estimates are based, we are unable to present classical measures of uncertainty, e.g., confidence intervals. Moreover, we have chosen not to make subjective estimates of plausibility/certainty ranges around the coverage. The GoC reflects the degree of empirical support upon which the estimates are based. It is not a judgment of the quality of data reported by national authorities.

- Estimate is supported by reported data [R+], coverage recalculated with an independent denominator from the World Population Prospects: 2020 revision from the UN Population Division (D+), and at least one supporting survey within 2 years [S+]. While well supported, the estimate still carries a risk of being wrong.
- Estimate is supported by at least one data source; [R+], [S+], or [D+]; and no data source, [R-], [D-], or [S-], challenges the estimate.
- There are no directly supporting data; or data from at least one source; [R-], [D-], [S-]; challenge the estimate.

In all cases these estimates should be used with caution and should be assessed in light of the objective for which they are being used.

Republic of Moldova - DTP1

MDA - DTP1



	2009	2010	2011	2012	2013	2014	2015	2016	2017	2018	2019	2020
Estimate	88	93	96	97	96	94	88	94	91	96	91	86
Estimate GoC	●●●	●●●	●●●	●	●	●●	●●	●●	●●	●●	●●	●
Official	95	93	96	91	86	94	88	94	91	96	91	84
Administrative	88	91	93	91	86	88	88	90	91	96	91	84
Survey	NA	NA	96	NA	NA	NA	NA	NA	NA	NA	NA	NA

The WHO and UNICEF estimates of national immunization coverage (wuenic) are based on data and information that are of varying, and, in some instances, unknown quality. Beginning with the 2011 revision we describe the grade of confidence (GoC) we have in these estimates. As there is no underlying probability model upon which the estimates are based, we are unable to present classical measures of uncertainty, e.g., confidence intervals. Moreover, we have chosen not to make subjective estimates of plausibility/certainty ranges around the coverage. The GoC reflects the degree of empirical support upon which the estimates are based. It is not a judgment of the quality of data reported by national authorities.

- Estimate is supported by reported data [R+], coverage recalculated with an independent denominator from the World Population Prospects: 2020 revision from the UN Population Division (D+), and at least one supporting survey within 2 years [S+]. While well supported, the estimate still carries a risk of being wrong.
- Estimate is supported by at least one data source; [R+], [S+], or [D+]; and no data source, [R-], [D-], or [S-], challenges the estimate.
- There are no directly supporting data; or data from at least one source; [R-], [D-], [S-]; challenge the estimate.

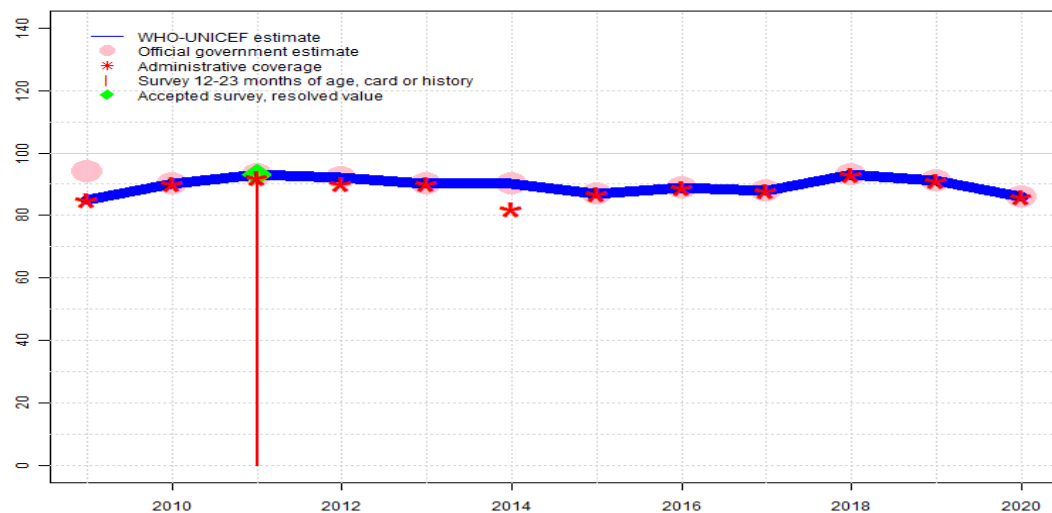
In all cases these estimates should be used with caution and should be assessed in light of the objective for which they are being used.

Description:

- 2020: Estimate based on DTP3 estimate and no dropout. No nationally representative household survey within the last 5 years. WHO and UNICEF recommend a high-quality survey to confirm reported levels of coverage. Programme reports a vaccine stockout of unknown duration at national and subnational levels. Estimate challenged by: D-R-
- 2019: Estimate based on coverage reported by national government. GoC=R+ D+
- 2018: Estimate based on coverage reported by national government. GoC=R+ D+
- 2017: Estimate based on coverage reported by national government. Since 2016, the reported target population has declined by 13 percent. GoC=R+ D+
- 2016: Estimate based on coverage reported by national government. GoC=R+ D+
- 2015: Estimate based on coverage reported by national government. GoC=R+ D+
- 2014: Estimate based on coverage reported by national government. GoC=R+ D+
- 2013: DTP1 coverage estimated based on DTP3 coverage of 90. Estimate challenged by: R-
- 2012: DTP1 coverage estimated based on DTP3 coverage of 92. Estimate challenged by: R-
- 2011: Estimate based on coverage reported by national government supported by survey. Survey evidence of 96 percent based on 1 survey(s). GoC=R+ S+ D+
- 2010: Estimate based on coverage reported by national government. GoC=R+ S+ D+
- 2009: Estimate based on reported administrative data. Estimate based on nationally reported administrative data; no explanation given for adjusted official estimate. GoC=R+ S+ D+

Republic of Moldova - DTP3

MDA - DTP3



Description:

- 2020: Estimate based on coverage reported by national government. No nationally representative household survey within the last 5 years. WHO and UNICEF recommend a high-quality survey to confirm reported levels of coverage. Programme reports a vaccine stockout of unknown duration at national and subnational levels. GoC=R+ D+
- 2019: Estimate based on coverage reported by national government. GoC=R+ D+
- 2018: Estimate based on coverage reported by national government. GoC=R+ D+
- 2017: Estimate based on coverage reported by national government. Since 2016, the reported target population has declined by 13 percent. GoC=R+ D+
- 2016: Estimate based on coverage reported by national government. GoC=R+ D+
- 2015: Estimate based on coverage reported by national government. GoC=R+ D+
- 2014: Estimate based on coverage reported by national government. GoC=R+ D+
- 2013: Estimate based on coverage reported by national government. GoC=R+ S+ D+
- 2012: Estimate based on coverage reported by national government. GoC=R+ S+ D+
- 2011: Estimate based on coverage reported by national government supported by survey. Survey evidence of 93 percent based on 1 survey(s). GoC=R+ S+ D+
- 2010: Estimate based on coverage reported by national government. GoC=R+ S+ D+
- 2009: Estimate based on reported administrative data. Estimate based on nationally reported administrative data; no explanation given for adjusted official estimate. GoC=R+ S+ D+

	2009	2010	2011	2012	2013	2014	2015	2016	2017	2018	2019	2020
Estimate	85	90	93	92	90	90	87	89	88	93	91	86
Estimate GoC	●●●	●●●	●●●	●●●	●●●	●●	●●	●●	●●	●●	●●	●●
Official	94	90	93	92	90	90	87	89	88	93	91	86
Administrative	85	90	92	90	90	82	87	89	88	93	91	86
Survey	NA	NA	93	NA	NA	NA	NA	NA	NA	NA	NA	NA

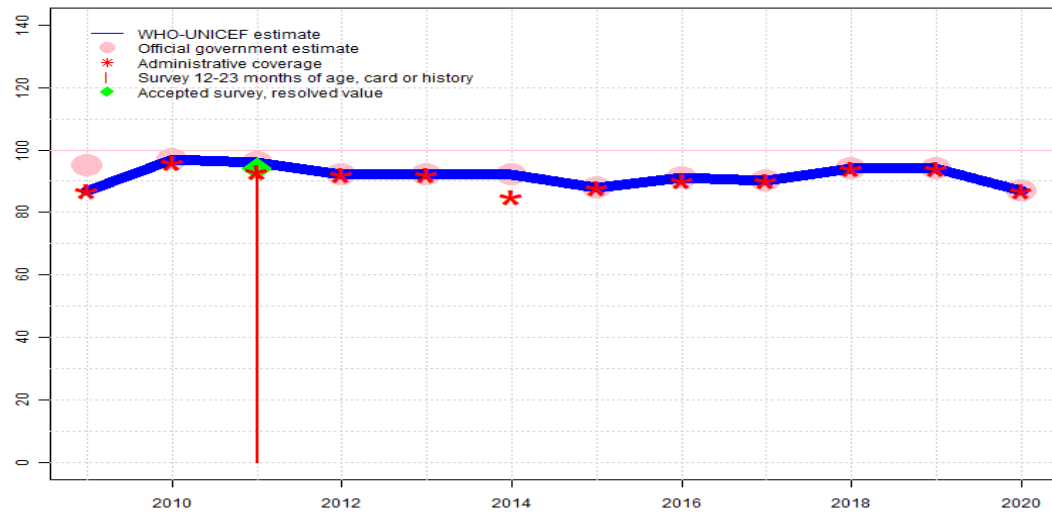
The WHO and UNICEF estimates of national immunization coverage (wuenic) are based on data and information that are of varying, and, in some instances, unknown quality. Beginning with the 2011 revision we describe the grade of confidence (GoC) we have in these estimates. As there is no underlying probability model upon which the estimates are based, we are unable to present classical measures of uncertainty, e.g., confidence intervals. Moreover, we have chosen not to make subjective estimates of plausibility/certainty ranges around the coverage. The GoC reflects the degree of empirical support upon which the estimates are based. It is not a judgment of the quality of data reported by national authorities.

- Estimate is supported by reported data [R+], coverage recalculated with an independent denominator from the World Population Prospects: 2020 revision from the UN Population Division (D+), and at least one supporting survey within 2 years [S+]. While well supported, the estimate still carries a risk of being wrong.
- Estimate is supported by at least one data source; [R+], [S+], or [D+]; and no data source, [R-], [D-], or [S-], challenges the estimate.
- There are no directly supporting data; or data from at least one source; [R-], [D-], [S-]; challenge the estimate.

In all cases these estimates should be used with caution and should be assessed in light of the objective for which they are being used.

Republic of Moldova - Pol3

MDA - Pol3



Description:

- 2020: Estimate based on coverage reported by national government. No nationally representative household survey within the last 5 years. WHO and UNICEF recommend a high-quality survey to confirm reported levels of coverage. GoC=R+ D+
- 2019: Estimate based on coverage reported by national government. GoC=R+ D+
- 2018: Estimate based on coverage reported by national government. GoC=R+ D+
- 2017: Estimate based on coverage reported by national government. Since 2016, the reported target population has declined by 13 percent. GoC=R+ D+
- 2016: Estimate based on coverage reported by national government. GoC=R+ D+
- 2015: Estimate based on coverage reported by national government. GoC=R+ D+
- 2014: Estimate based on coverage reported by national government. GoC=R+ D+
- 2013: Estimate based on coverage reported by national government. GoC=R+ S+ D+
- 2012: Estimate based on coverage reported by national government. GoC=R+ S+ D+
- 2011: Estimate based on coverage reported by national government supported by survey. Survey evidence of 94 percent based on 1 survey(s). GoC=R+ S+ D+
- 2010: Estimate based on coverage reported by national government. GoC=R+ S+ D+
- 2009: Estimate based on reported administrative data. Estimate based on nationally reported administrative data; no explanation given for adjusted official estimate. GoC=R+ S+ D+

	2009	2010	2011	2012	2013	2014	2015	2016	2017	2018	2019	2020
Estimate	87	97	96	92	92	92	88	91	90	94	94	87
Estimate GoC	●●●	●●●	●●●	●●●	●●●	●●	●●	●●	●●	●●	●●	●●
Official	95	97	96	92	92	92	88	91	90	94	94	87
Administrative	87	96	93	92	92	85	88	90	90	94	94	87
Survey	NA	NA	94	NA	NA	NA	NA	NA	NA	NA	NA	NA

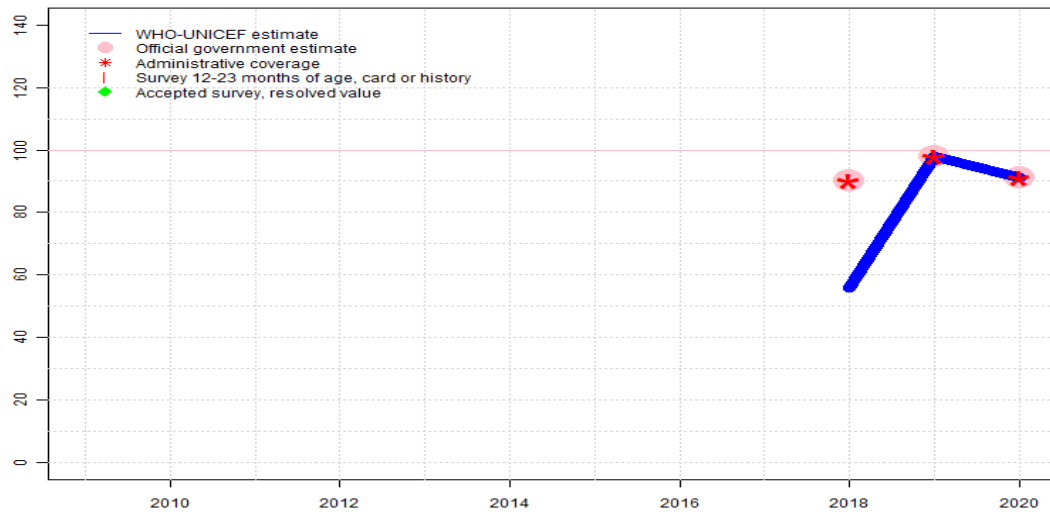
The WHO and UNICEF estimates of national immunization coverage (wuenic) are based on data and information that are of varying, and, in some instances, unknown quality. Beginning with the 2011 revision we describe the grade of confidence (GoC) we have in these estimates. As there is no underlying probability model upon which the estimates are based, we are unable to present classical measures of uncertainty, e.g., confidence intervals. Moreover, we have chosen not to make subjective estimates of plausibility/certainty ranges around the coverage. The GoC reflects the degree of empirical support upon which the estimates are based. It is not a judgment of the quality of data reported by national authorities.

- Estimate is supported by reported data [R+], coverage recalculated with an independent denominator from the World Population Prospects: 2020 revision from the UN Population Division (D+), and at least one supporting survey within 2 years [S+]. While well supported, the estimate still carries a risk of being wrong.
- Estimate is supported by at least one data source; [R+], [S+], or [D+]; and no data source, [R-], [D-], or [S-], challenges the estimate.
- There are no directly supporting data; or data from at least one source; [R-], [D-], [S-]; challenge the estimate.

In all cases these estimates should be used with caution and should be assessed in light of the objective for which they are being used.

Republic of Moldova - IPV1

MDA - IPV1



Description:

Estimates for a dose of inactivated polio vaccine (IPV) begin in 2015 following the Global Polio Eradication Initiative's Polio Eradication and Endgame Strategic Plan: 2013-2018 which recommended at least one full dose or two fractional doses of IPV into routine immunization schedules as a strategy to mitigate the potential consequences should any re-emergence of type 2 poliovirus occur following the planned withdrawal of Sabin type 2 strains from oral polio vaccine (OPV).

2020: Estimate based on coverage reported by national government. No nationally representative household survey within the last 5 years. WHO and UNICEF recommend a high-quality survey to confirm reported levels of coverage. Estimate challenged by: D-

2019: Estimate is based on reported data following introduction. GoC=R+ D+

2018: Estimate of 56 percent assigned by working group. Inactivated polio vaccine introduced in March 2018. Programme achieved 90 percent coverage in 56 percent of the target population. Estimate based on the full national target population. Programme reports a three months vaccine stock-out at national level. Estimate challenged by: R-

	2009	2010	2011	2012	2013	2014	2015	2016	2017	2018	2019	2020
Estimate	NA	NA	NA	NA	NA	NA	NA	NA	NA	56	98	91
Estimate GoC	NA	NA	NA	NA	NA	NA	NA	NA	NA	●	●●	●
Official	NA	NA	NA	NA	NA	NA	NA	NA	NA	90	98	91
Administrative	NA	NA	NA	NA	NA	NA	NA	NA	NA	90	98	91
Survey	NA	NA	NA	NA	NA	NA	NA	NA	NA	NA	NA	NA

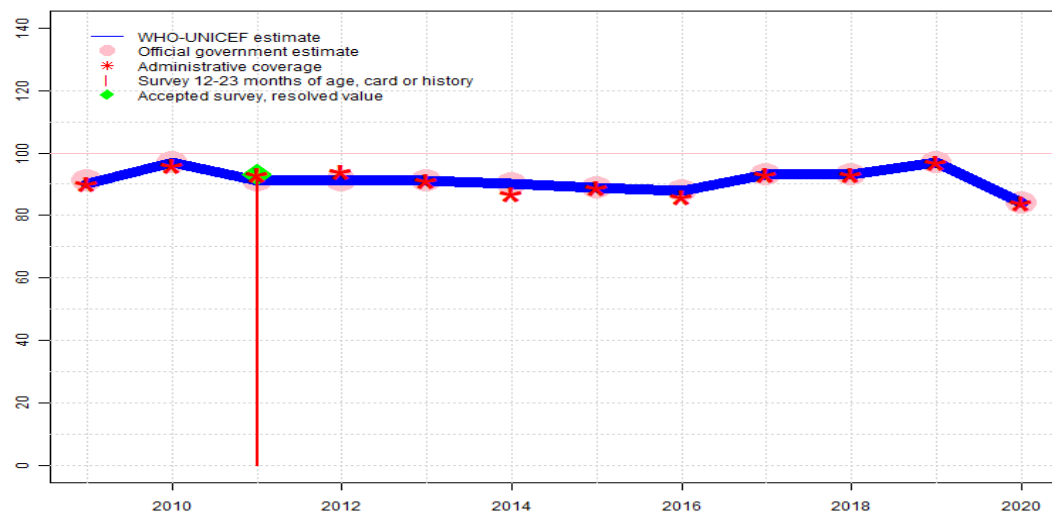
The WHO and UNICEF estimates of national immunization coverage (wuenic) are based on data and information that are of varying, and, in some instances, unknown quality. Beginning with the 2011 revision we describe the grade of confidence (GoC) we have in these estimates. As there is no underlying probability model upon which the estimates are based, we are unable to present classical measures of uncertainty, e.g., confidence intervals. Moreover, we have chosen not to make subjective estimates of plausibility/certainty ranges around the coverage. The GoC reflects the degree of empirical support upon which the estimates are based. It is not a judgment of the quality of data reported by national authorities.

- Estimate is supported by reported data [R+], coverage recalculated with an independent denominator from the World Population Prospects: 2020 revision from the UN Population Division (D+), and at least one supporting survey within 2 years [S+]. While well supported, the estimate still carries a risk of being wrong.
- Estimate is supported by at least one data source; [R+], [S+], or [D+]; and no data source, [R-], [D-], or [S-], challenges the estimate.
- There are no directly supporting data; or data from at least one source; [R-], [D-], [S-]; challenge the estimate.

In all cases these estimates should be used with caution and should be assessed in light of the objective for which they are being used.

Republic of Moldova - MCV1

MDA - MCV1



Description:

- 2020: Estimate based on coverage reported by national government. No nationally representative household survey within the last 5 years. WHO and UNICEF recommend a high-quality survey to confirm reported levels of coverage. Estimate based on reported data. GoC=R+ D+
- 2019: Estimate based on coverage reported by national government. GoC=R+ D+
- 2018: Estimate based on coverage reported by national government. GoC=R+ D+
- 2017: Estimate based on coverage reported by national government. Since 2016, the reported target population has declined by 13 percent. GoC=R+ D+
- 2016: Estimate based on coverage reported by national government. GoC=R+ D+
- 2015: Estimate based on coverage reported by national government. GoC=R+ D+
- 2014: Estimate based on coverage reported by national government. GoC=R+ D+
- 2013: Estimate based on coverage reported by national government. GoC=R+ S+ D+
- 2012: Estimate based on coverage reported by national government. GoC=R+ S+ D+
- 2011: Estimate based on coverage reported by national government supported by survey. Survey evidence of 93 percent based on 1 survey(s). GoC=R+ S+ D+
- 2010: Estimate based on coverage reported by national government. GoC=R+ S+ D+
- 2009: Estimate based on reported administrative data. Estimate based on nationally reported administrative data; no explanation given for adjusted official estimate. GoC=R+ S+ D+

	2009	2010	2011	2012	2013	2014	2015	2016	2017	2018	2019	2020
Estimate	90	97	91	91	91	90	89	88	93	93	97	84
Estimate GoC	●●●	●●●	●●●	●●●	●●●	●●	●●	●●	●●	●●	●●	●●
Official	91	97	91	91	91	90	89	88	93	93	97	84
Administrative	90	96	93	94	91	87	89	86	93	93	97	84
Survey	NA	NA	93	NA	NA	NA	NA	NA	NA	NA	NA	NA

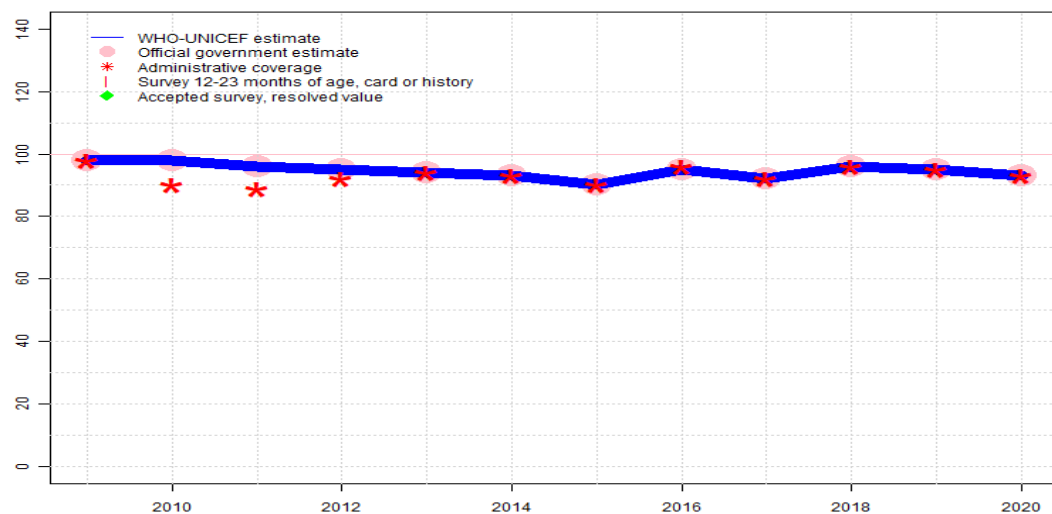
The WHO and UNICEF estimates of national immunization coverage (wuenic) are based on data and information that are of varying, and, in some instances, unknown quality. Beginning with the 2011 revision we describe the grade of confidence (GoC) we have in these estimates. As there is no underlying probability model upon which the estimates are based, we are unable to present classical measures of uncertainty, e.g., confidence intervals. Moreover, we have chosen not to make subjective estimates of plausibility/certainty ranges around the coverage. The GoC reflects the degree of empirical support upon which the estimates are based. It is not a judgment of the quality of data reported by national authorities.

- Estimate is supported by reported data [R+], coverage recalculated with an independent denominator from the World Population Prospects: 2020 revision from the UN Population Division (D+), and at least one supporting survey within 2 years [S+]. While well supported, the estimate still carries a risk of being wrong.
- Estimate is supported by at least one data source; [R+], [S+], or [D+]; and no data source, [R-], [D-], or [S-], challenges the estimate.
- There are no directly supporting data; or data from at least one source; [R-], [D-], [S-]; challenge the estimate.

In all cases these estimates should be used with caution and should be assessed in light of the objective for which they are being used.

Republic of Moldova - MCV2

MDA - MCV2



Description:

Coverage estimates for the second dose of measles containing vaccine are for children by the nationally recommended age.

- 2020: Estimate based on coverage reported by national government. No nationally representative household survey within the last 5 years. WHO and UNICEF recommend a high-quality survey to confirm reported levels of coverage. Estimate challenged by: D-
- 2019: Estimate based on coverage reported by national government. Estimate challenged by: D-
- 2018: Estimate based on coverage reported by national government. GoC=R+ D+
- 2017: Estimate based on coverage reported by national government. Since 2016, the reported target population has declined by 13 percent. GoC=R+ D+
- 2016: Estimate based on coverage reported by national government. GoC=R+ D+
- 2015: Estimate based on coverage reported by national government. GoC=R+ D+
- 2014: Estimate based on coverage reported by national government. GoC=R+ D+
- 2013: Estimate based on coverage reported by national government. GoC=R+ D+
- 2012: Estimate based on coverage reported by national government. GoC=R+ D+
- 2011: Estimate based on coverage reported by national government. GoC=R+ D+
- 2010: Estimate based on coverage reported by national government. Estimate challenged by: D-
- 2009: Estimate based on reported administrative estimate. Estimate based on nationally reported administrative data; no explanation given for adjusted official estimate. GoC=R+ D+

	2009	2010	2011	2012	2013	2014	2015	2016	2017	2018	2019	2020
Estimate	98	98	96	95	94	93	90	95	92	96	95	93
Estimate GoC	●●	●	●●	●●	●●	●●	●●	●●	●●	●●	●	●
Official	98	98	96	95	94	93	90	95	92	96	95	93
Administrative	98	90	89	92	94	93	90	96	92	96	95	93
Survey	NA	NA	NA	NA	NA	NA	NA	NA	NA	NA	NA	NA

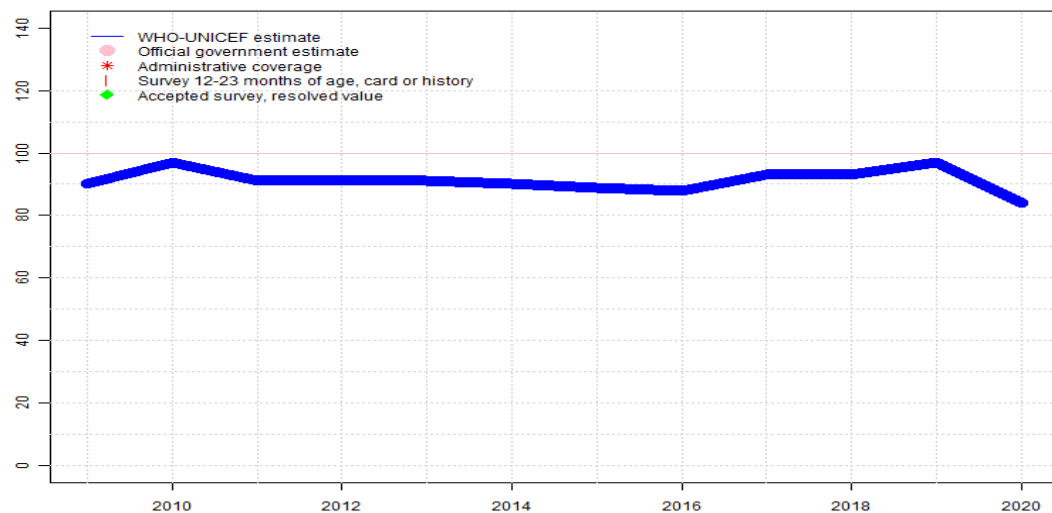
The WHO and UNICEF estimates of national immunization coverage (wuenic) are based on data and information that are of varying, and, in some instances, unknown quality. Beginning with the 2011 revision we describe the grade of confidence (GoC) we have in these estimates. As there is no underlying probability model upon which the estimates are based, we are unable to present classical measures of uncertainty, e.g., confidence intervals. Moreover, we have chosen not to make subjective estimates of plausibility/certainty ranges around the coverage. The GoC reflects the degree of empirical support upon which the estimates are based. It is not a judgment of the quality of data reported by national authorities.

- Estimate is supported by reported data [R+], coverage recalculated with an independent denominator from the World Population Prospects: 2020 revision from the UN Population Division (D+), and at least one supporting survey within 2 years [S+]. While well supported, the estimate still carries a risk of being wrong.
- Estimate is supported by at least one data source; [R+], [S+], or [D+]; and no data source, [R-], [D-], or [S-], challenges the estimate.
- There are no directly supporting data; or data from at least one source; [R-], [D-], [S-]; challenge the estimate.

In all cases these estimates should be used with caution and should be assessed in light of the objective for which they are being used.

Republic of Moldova - RCV1

MDA - RCV1



	2009	2010	2011	2012	2013	2014	2015	2016	2017	2018	2019	2020
Estimate	90	97	91	91	91	90	89	88	93	93	97	84
Estimate GoC	●●●	●●●	●●●	●●●	●●●	●●	●●	●●	●●	●●	●●	●●
Official	NA	NA	NA	NA	NA	NA	NA	NA	NA	NA	NA	NA
Administrative	NA	NA	NA	NA	NA	NA	NA	NA	NA	NA	NA	NA
Survey	NA	NA	NA	NA	NA	NA	NA	NA	NA	NA	NA	NA

The WHO and UNICEF estimates of national immunization coverage (wuenic) are based on data and information that are of varying, and, in some instances, unknown quality. Beginning with the 2011 revision we describe the grade of confidence (GoC) we have in these estimates. As there is no underlying probability model upon which the estimates are based, we are unable to present classical measures of uncertainty, e.g., confidence intervals. Moreover, we have chosen not to make subjective estimates of plausibility/certainty ranges around the coverage. The GoC reflects the degree of empirical support upon which the estimates are based. It is not a judgment of the quality of data reported by national authorities.

- Estimate is supported by reported data [R+], coverage recalculated with an independent denominator from the World Population Prospects: 2020 revision from the UN Population Division (D+), and at least one supporting survey within 2 years [S+]. While well supported, the estimate still carries a risk of being wrong.
- Estimate is supported by at least one data source; [R+], [S+], or [D+]; and no data source, [R-], [D-], or [S-], challenges the estimate.
- There are no directly supporting data; or data from at least one source; [R-], [D-], [S-]; challenge the estimate.

In all cases these estimates should be used with caution and should be assessed in light of the objective for which they are being used.

Description:

For this revision, coverage estimates for the first dose of rubella containing vaccine are based on WHO and UNICEF estimates of coverage of measles containing vaccine. Nationally reported coverage of rubella containing vaccine is not taken into consideration nor are they represented in the the accompanying graph and data table.

2020: Estimate based on estimated MCV1. No nationally representative household survey within the last 5 years. WHO and UNICEF recommend a high-quality survey to confirm reported levels of coverage. GoC=R+ D+

2019: Estimate based on estimated MCV1. GoC=R+ D+

2018: Estimate based on estimated MCV1. GoC=R+ D+

2017: Estimate based on estimated MCV1. Since 2016, the reported target population has declined by 13 percent. GoC=R+ D+

2016: Estimate based on estimated MCV1. GoC=R+ D+

2015: Estimate based on estimated MCV1. GoC=R+ D+

2014: Estimate based on estimated MCV1. GoC=R+ D+

2013: Estimate based on estimated MCV1. GoC=R+ S+ D+

2012: Estimate based on estimated MCV1. GoC=R+ S+ D+

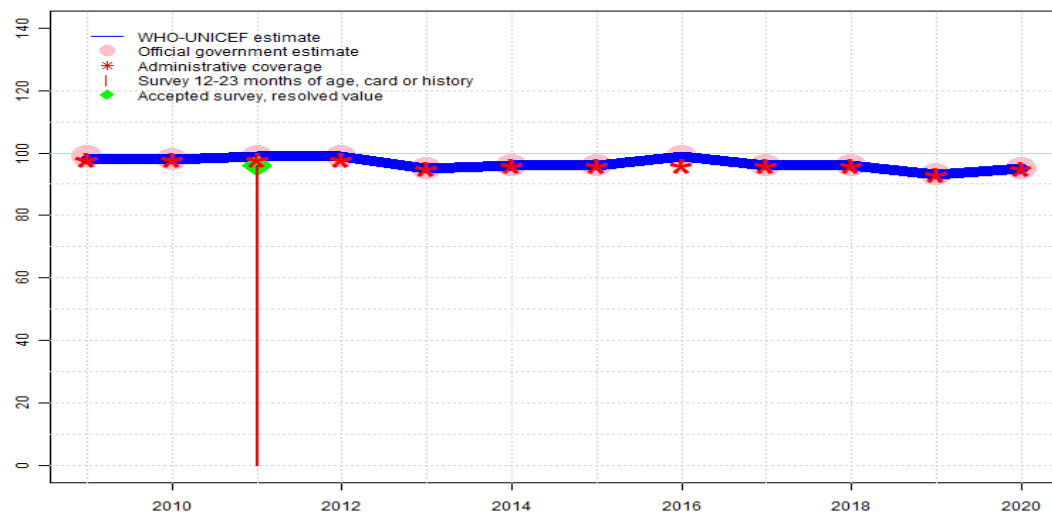
2011: Estimate based on estimated MCV1. GoC=R+ S+ D+

2010: Estimate based on estimated MCV1. GoC=R+ S+ D+

2009: Estimate based on estimated MCV1. Estimate based on nationally reported administrative data; no explanation given for adjusted official estimate. GoC=R+ S+ D+

Republic of Moldova - HepBB

MDA - HepBB



Description:

- 2020: Estimate based on coverage reported by national government. No nationally representative household survey within the last 5 years. WHO and UNICEF recommend a high-quality survey to confirm reported levels of coverage. Estimate challenged by: D-
- 2019: Estimate based on coverage reported by national government. GoC=R+ D+
- 2018: Estimate based on coverage reported by national government. GoC=R+ D+
- 2017: Estimate based on coverage reported by national government. Since 2016, the reported target population has declined by 13 percent. GoC=R+ D+
- 2016: Estimate based on coverage reported by national government. GoC=R+ D+
- 2015: Estimate based on coverage reported by national government. GoC=R+ D+
- 2014: Estimate based on coverage reported by national government. GoC=R+ D+
- 2013: Estimate based on coverage reported by national government. GoC=R+ S+
- 2012: Estimate based on coverage reported by national government. GoC=R+ S+ D+
- 2011: Estimate based on coverage reported by national government supported by survey. Survey evidence of 96 percent based on 1 survey(s). GoC=R+ S+ D+
- 2010: Estimate based on reported data. GoC=R+ S+ D+
- 2009: Estimate based on reported data. Estimate based on nationally reported administrative data; no explanation given for adjusted official estimate. GoC=R+ S+ D+

	2009	2010	2011	2012	2013	2014	2015	2016	2017	2018	2019	2020
Estimate	98	98	99	99	95	96	96	99	96	96	93	95
Estimate GoC	●●●	●●●	●●●	●●●	●●	●●	●●	●●	●●	●●	●●	●
Official	99	98	99	99	95	96	96	99	96	96	93	95
Administrative	98	98	98	98	95	96	96	96	96	96	93	95
Survey	NA	NA	96	NA	NA	NA	NA	NA	NA	NA	NA	NA

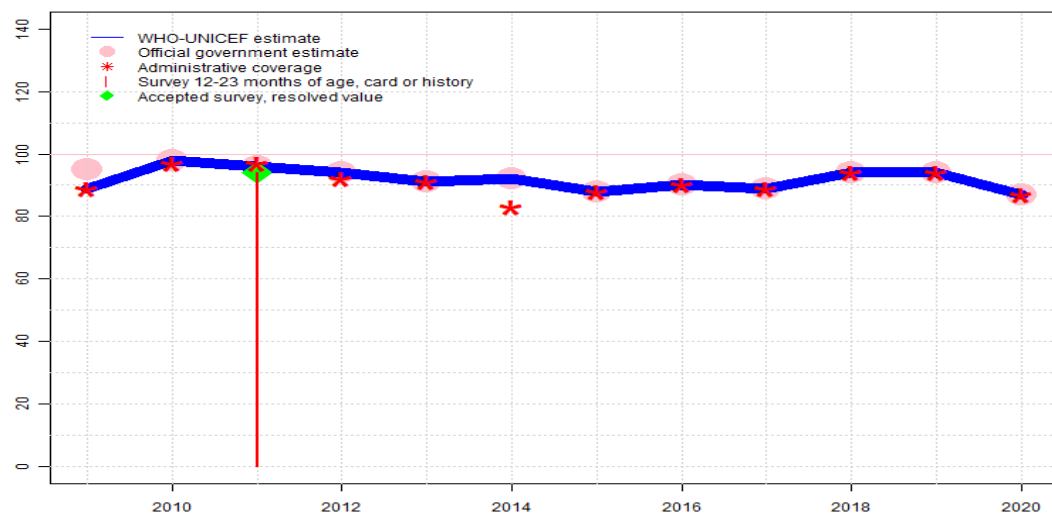
The WHO and UNICEF estimates of national immunization coverage (wuenic) are based on data and information that are of varying, and, in some instances, unknown quality. Beginning with the 2011 revision we describe the grade of confidence (GoC) we have in these estimates. As there is no underlying probability model upon which the estimates are based, we are unable to present classical measures of uncertainty, e.g., confidence intervals. Moreover, we have chosen not to make subjective estimates of plausibility/certainty ranges around the coverage. The GoC reflects the degree of empirical support upon which the estimates are based. It is not a judgment of the quality of data reported by national authorities.

- Estimate is supported by reported data [R+], coverage recalculated with an independent denominator from the World Population Prospects: 2020 revision from the UN Population Division (D+), and at least one supporting survey within 2 years [S+]. While well supported, the estimate still carries a risk of being wrong.
- Estimate is supported by at least one data source; [R+], [S+], or [D+]; and no data source, [R-], [D-], or [S-], challenges the estimate.
- There are no directly supporting data; or data from at least one source; [R-], [D-], [S-]; challenge the estimate.

In all cases these estimates should be used with caution and should be assessed in light of the objective for which they are being used.

Republic of Moldova - HepB3

MDA - HepB3



Description:

- 2020: Estimate based on coverage reported by national government. No nationally representative household survey within the last 5 years. WHO and UNICEF recommend a high-quality survey to confirm reported levels of coverage. Programme reports a vaccine stockout of unknown duration at national and subnational levels. GoC=R+ D+
- 2019: Estimate based on coverage reported by national government. GoC=R+ D+
- 2018: Estimate based on coverage reported by national government. GoC=R+ D+
- 2017: Estimate based on coverage reported by national government. Since 2016, the reported target population has declined by 13 percent. GoC=R+ D+
- 2016: Estimate based on coverage reported by national government. GoC=R+ D+
- 2015: Estimate based on coverage reported by national government. GoC=R+ D+
- 2014: Estimate based on coverage reported by national government. GoC=R+ D+
- 2013: Estimate based on coverage reported by national government. GoC=R+ S+ D+
- 2012: Estimate based on coverage reported by national government. GoC=R+ S+ D+
- 2011: Estimate based on coverage reported by national government supported by survey. Survey evidence of 94 percent based on 1 survey(s). GoC=R+ S+ D+
- 2010: Estimate based on coverage reported by national government. GoC=R+ S+ D+
- 2009: Estimate based on reported administrative data. Estimate based on nationally reported administrative data; no explanation given for adjusted official estimate. GoC=R+ S+ D+

	2009	2010	2011	2012	2013	2014	2015	2016	2017	2018	2019	2020
Estimate	89	98	96	94	91	92	88	90	89	94	94	87
Estimate GoC	●●●	●●●	●●●	●●●	●●●	●●	●●	●●	●●	●●	●●	●●
Official	95	98	96	94	91	92	88	90	89	94	94	87
Administrative	89	97	97	92	91	83	88	90	89	94	94	87
Survey	NA	NA	94	NA	NA	NA	NA	NA	NA	NA	NA	NA

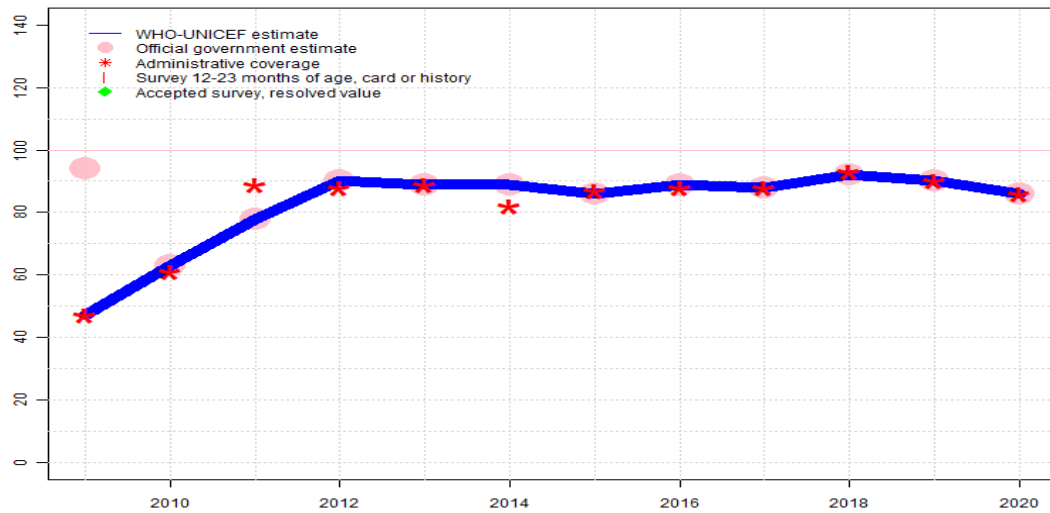
The WHO and UNICEF estimates of national immunization coverage (wuenic) are based on data and information that are of varying, and, in some instances, unknown quality. Beginning with the 2011 revision we describe the grade of confidence (GoC) we have in these estimates. As there is no underlying probability model upon which the estimates are based, we are unable to present classical measures of uncertainty, e.g., confidence intervals. Moreover, we have chosen not to make subjective estimates of plausibility/certainty ranges around the coverage. The GoC reflects the degree of empirical support upon which the estimates are based. It is not a judgment of the quality of data reported by national authorities.

- Estimate is supported by reported data [R+], coverage recalculated with an independent denominator from the World Population Prospects: 2020 revision from the UN Population Division (D+), and at least one supporting survey within 2 years [S+]. While well supported, the estimate still carries a risk of being wrong.
- Estimate is supported by at least one data source; [R+], [S+], or [D+]; and no data source, [R-], [D-], or [S-], challenges the estimate.
- There are no directly supporting data; or data from at least one source; [R-], [D-], [S-]; challenge the estimate.

In all cases these estimates should be used with caution and should be assessed in light of the objective for which they are being used.

Republic of Moldova - Hib3

MDA - Hib3



Description:

- 2020: Estimate based on coverage reported by national government. No nationally representative household survey within the last 5 years. WHO and UNICEF recommend a high-quality survey to confirm reported levels of coverage. Programme reports a vaccine stockout of unknown duration at national and subnational levels. GoC=R+ D+
- 2019: Estimate based on coverage reported by national government. GoC=R+ D+
- 2018: Estimate based on coverage reported by national government. GoC=R+ D+
- 2017: Estimate based on coverage reported by national government. Since 2016, the reported target population has declined by 13 percent. GoC=R+ D+
- 2016: Estimate based on coverage reported by national government. GoC=R+ D+
- 2015: Estimate based on coverage reported by national government. GoC=R+ D+
- 2014: Estimate based on coverage reported by national government. GoC=R+ D+
- 2013: Estimate based on coverage reported by national government. GoC=R+ D+
- 2012: Estimate based on coverage reported by national government. GoC=R+ D+
- 2011: Estimate based on coverage reported by national government. GoC=R+ D+
- 2010: Estimate based on coverage reported by national government. Hib uptake slowed down by five months vaccine shortage. GoC=R+ D+
- 2009: Estimate based on reported administrative estimate. Hib vaccine introduced in 2009. Vaccine presentation is DTP-Hib. Estimate based on nationally reported administrative data; no explanation given for adjusted official estimate. GoC=R+ D+

	2009	2010	2011	2012	2013	2014	2015	2016	2017	2018	2019	2020
Estimate	47	63	78	90	89	89	86	89	88	92	90	86
Estimate GoC	••	••	••	••	••	••	••	••	••	••	••	••
Official	94	63	78	90	89	89	86	89	88	92	90	86
Administrative	47	61	89	88	89	82	87	88	88	93	90	86
Survey	NA	NA	NA	NA	NA	NA	NA	NA	NA	NA	NA	NA

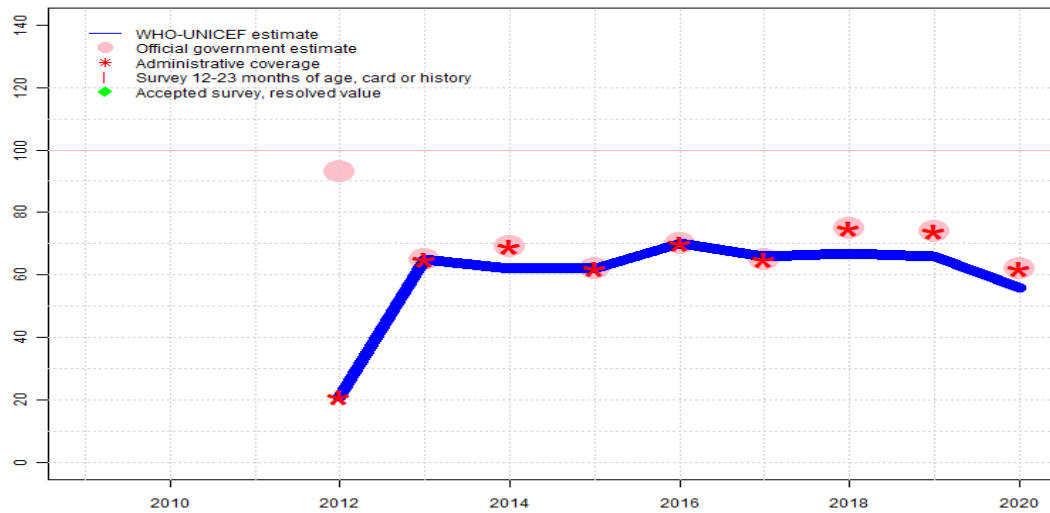
The WHO and UNICEF estimates of national immunization coverage (wuenic) are based on data and information that are of varying, and, in some instances, unknown quality. Beginning with the 2011 revision we describe the grade of confidence (GoC) we have in these estimates. As there is no underlying probability model upon which the estimates are based, we are unable to present classical measures of uncertainty, e.g., confidence intervals. Moreover, we have chosen not to make subjective estimates of plausibility/certainty ranges around the coverage. The GoC reflects the degree of empirical support upon which the estimates are based. It is not a judgment of the quality of data reported by national authorities.

- Estimate is supported by reported data [R+], coverage recalculated with an independent denominator from the World Population Prospects: 2020 revision from the UN Population Division (D+), and at least one supporting survey within 2 years [S+]. While well supported, the estimate still carries a risk of being wrong.
- Estimate is supported by at least one data source; [R+], [S+], or [D+]; and no data source, [R-], [D-], or [S-], challenges the estimate.
- There are no directly supporting data; or data from at least one source; [R-], [D-], [S-]; challenge the estimate.

In all cases these estimates should be used with caution and should be assessed in light of the objective for which they are being used.

Republic of Moldova - RotaC

MDA - RotaC



	2009	2010	2011	2012	2013	2014	2015	2016	2017	2018	2019	2020
Estimate	NA	NA	NA	21	65	62	62	70	66	67	66	56
Estimate GoC	NA	NA	NA	●●	●●	●	●	●●	●	●	●	●
Official	NA	NA	NA	93	65	69	62	70	65	75	74	62
Administrative	NA	NA	NA	21	65	69	62	70	65	75	74	62
Survey	NA	NA	NA	NA	NA	NA	NA	NA	NA	NA	NA	NA

The WHO and UNICEF estimates of national immunization coverage (wuenic) are based on data and information that are of varying, and, in some instances, unknown quality. Beginning with the 2011 revision we describe the grade of confidence (GoC) we have in these estimates. As there is no underlying probability model upon which the estimates are based, we are unable to present classical measures of uncertainty, e.g., confidence intervals. Moreover, we have chosen not to make subjective estimates of plausibility/certainty ranges around the coverage. The GoC reflects the degree of empirical support upon which the estimates are based. It is not a judgment of the quality of data reported by national authorities.

- Estimate is supported by reported data [R+], coverage recalculated with an independent denominator from the World Population Prospects: 2020 revision from the UN Population Division (D+), and at least one supporting survey within 2 years [S+]. While well supported, the estimate still carries a risk of being wrong.
- Estimate is supported by at least one data source; [R+], [S+], or [D+]; and no data source, [R-], [D-], or [S-], challenges the estimate.
- There are no directly supporting data; or data from at least one source; [R-], [D-], [S-]; challenge the estimate.

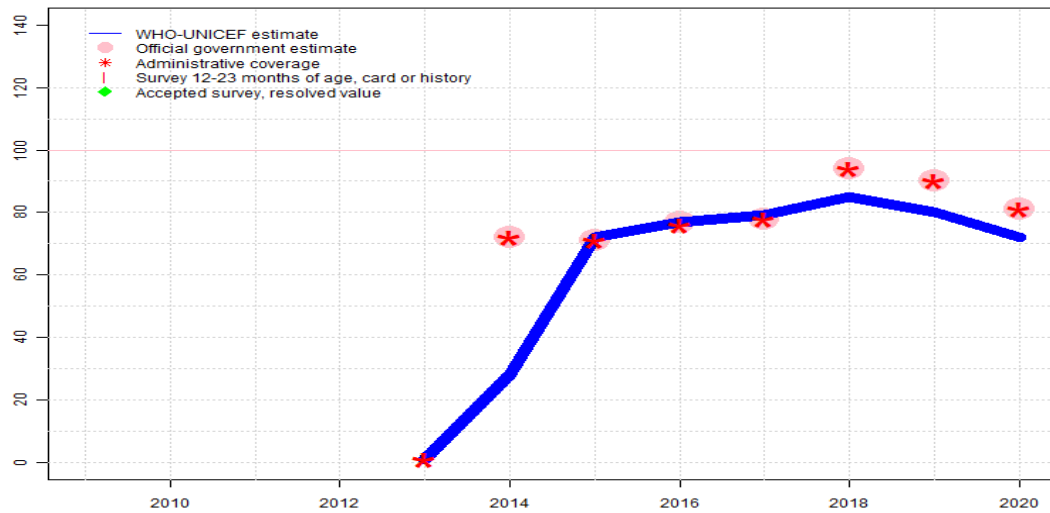
In all cases these estimates should be used with caution and should be assessed in light of the objective for which they are being used.

Description:

- 2020: Programme reports 62 percent coverage achieved in 90 percent of the national target population. Estimate is based on annualized coverage in the total national target population. Reported data excluded due to decline in reported coverage from 74 level to 62 percent. No nationally representative household survey within the last 5 years. WHO and UNICEF recommend a high-quality survey to confirm reported levels of coverage. Estimate challenged by: R-
- 2019: Programme reports 74 percent coverage achieved in 89 percent of the national target population. Estimate is based on annualized coverage in the total national target population. Estimate challenged by: R-
- 2018: Programme reports 75 percent coverage achieved in 90 percent of the national target population. Estimate is based on annualized coverage in the total national target population. Estimate challenged by: R-
- 2017: Programme reports 65 percent coverage achieved in 90 percent of the national target population. Estimate is based on annualized coverage in the total national target population. Since 2016, the reported target population has declined by 13 percent. Estimate challenged by: R-
- 2016: Estimate based on coverage reported by national government. GoC=R+ D+
- 2015: Programme report doses administered in 90 percent of the national target population. Estimate is based on annualized coverage in the total national target population. Estimate challenged by: R-
- 2014: Programme reports 69 percent coverage achieved in 89 percent of the national target population. Estimate is based on annualized coverage in the total national target population. Estimate challenged by: R-
- 2013: Estimate based on coverage reported by national government. GoC=R+ D+
- 2012: Estimate based on reported administrative estimate. Rotavirus vaccine introduced in July 2012. Government official estimate reflects coverage in eligible birth cohort. GoC=R+ D+

Republic of Moldova - PcV3

MDA - PcV3



Description:

- 2020: Programme reports 81 percent coverage achieved in 90 percent of national target. Estimate based on coverage achieved in total annual national target population. No nationally representative household survey within the last 5 years. WHO and UNICEF recommend a high-quality survey to confirm reported levels of coverage. Estimate challenged by: R-
- 2019: Programme reports 90 percent coverage achieved in 89 percent of national target. Estimate based on coverage achieved in total annual national target population. Estimate challenged by: R-
- 2018: Programme reports 94 percent coverage achieved in 90 percent of national target. Estimate based on coverage achieved in total annual national target population. Estimate challenged by: R-
- 2017: Programme reports 78 percent coverage achieved in 90 percent of national target. Estimate based on coverage achieved in total annual national target population. Since 2016, the reported target population has declined by 13 percent. Estimate challenged by: R-
- 2016: Estimate based on coverage reported by national government. GoC=R+ D+
- 2015: Programme reports 71 percent coverage achieved in 90 percent of national target. Estimate based on coverage achieved in total annual national target population. Estimate challenged by: R-
- 2014: Seventy-two percent coverage achieved in 38 percent of national target. Estimate based on coverage achieved in total annual national target population. Estimate challenged by: R-
- 2013: Estimate based on reported administrative estimate. Pneumococcal conjugate vaccine introduced in October 2013. GoC=R+ D+

	2009	2010	2011	2012	2013	2014	2015	2016	2017	2018	2019	2020
Estimate	NA	NA	NA	NA	1	28	72	77	79	85	80	72
Estimate GoC	NA	NA	NA	NA	••	•	••	•	•	•	•	•
Official	NA	NA	NA	NA	NA	72	71	77	78	94	90	81
Administrative	NA	NA	NA	NA	1	72	71	76	78	94	90	81
Survey	NA	NA	NA	NA	NA	NA	NA	NA	NA	NA	NA	NA

The WHO and UNICEF estimates of national immunization coverage (wuenic) are based on data and information that are of varying, and, in some instances, unknown quality. Beginning with the 2011 revision we describe the grade of confidence (GoC) we have in these estimates. As there is no underlying probability model upon which the estimates are based, we are unable to present classical measures of uncertainty, e.g., confidence intervals. Moreover, we have chosen not to make subjective estimates of plausibility/certainty ranges around the coverage. The GoC reflects the degree of empirical support upon which the estimates are based. It is not a judgment of the quality of data reported by national authorities.

- Estimate is supported by reported data [R+], coverage recalculated with an independent denominator from the World Population Prospects: 2020 revision from the UN Population Division (D+), and at least one supporting survey within 2 years [S+]. While well supported, the estimate still carries a risk of being wrong.
- Estimate is supported by at least one data source; [R+], [S+], or [D+]; and no data source, [R-], [D-], or [S-], challenges the estimate.
- There are no directly supporting data; or data from at least one source; [R-], [D-], [S-]; challenge the estimate.

In all cases these estimates should be used with caution and should be assessed in light of the objective for which they are being used.

Republic of Moldova - survey details

2011 Republic of Moldova Multiple Indicator Cluster Survey, 2012

Vaccine	Confirmation method	Coverage	Age cohort	Sample	Cards seen
BCG	C or H <12 months	97.8	15-26 m	383	95
BCG	Card	95.4	15-26 m	-	95
BCG	Card or History	98	15-26 m	383	95
BCG	History	2.6	15-26 m	-	95
DTP1	C or H <12 months	94.3	15-26 m	383	95
DTP1	Card	93.5	15-26 m	-	95
DTP1	Card or History	96.3	15-26 m	383	95
DTP1	History	2.8	15-26 m	-	95
DTP3	C or H <12 months	90.6	15-26 m	383	95
DTP3	Card	90.6	15-26 m	-	95
DTP3	Card or History	93.3	15-26 m	383	95
DTP3	History	2.7	15-26 m	-	95
HepB1	C or H <12 months	97.9	15-26 m	383	95
HepB1	Card	96	15-26 m	-	95
HepB1	Card or History	98	15-26 m	383	95
HepB1	History	2.1	15-26 m	-	95
HepB3	C or H <12 months	93.6	15-26 m	383	95
HepB3	Card	91.6	15-26 m	-	95
HepB3	Card or History	93.7	15-26 m	383	95
HepB3	History	2.2	15-26 m	-	95
HepBB	C or H <12 months	95.9	15-26 m	383	95
HepBB	Card	90.5	15-26 m	-	95
HepBB	Card or History	95.9	15-26 m	383	95
HepBB	History	5.4	15-26 m	-	95
Hib1	C or H <12 months	94.3	15-26 m	383	95
Hib1	Card	93.5	15-26 m	-	95
Hib1	Card or History	96.3	15-26 m	383	95
Hib1	History	2.8	15-26 m	-	95
MCV1	C or H <15 months	89.3	15-26 m	383	95
MCV1	Card	88.8	15-26 m	-	95
MCV1	Card or History	92.8	15-26 m	383	95
MCV1	History	4	15-26 m	-	95
Pol1	C or H <12 months	94.8	15-26 m	383	95
Pol1	Card	93.8	15-26 m	-	95
Pol1	Card or History	96.6	15-26 m	383	95
Pol1	History	2.7	15-26 m	-	95
Pol3	C or H <12 months	88.5	15-26 m	383	95

Pol3	Card	91.3	15-26 m	-	95
Pol3	Card or History	93.6	15-26 m	383	95
Pol3	History	2.2	15-26 m	-	95

2004 Moldova Demographic and Health Survey 2005

Vaccine	Confirmation method	Coverage	Age cohort	Sample	Cards seen
BCG	Card	89.7	15-26 m	329	90
BCG	Card or History	99.7	15-26 m	329	90
BCG	History	10.1	15-26 m	329	90
DTP1	Card	88.7	15-26 m	329	90
DTP1	Card or History	98.3	15-26 m	329	90
DTP1	History	9.5	15-26 m	329	90
DTP3	Card	86.4	15-26 m	329	90
DTP3	Card or History	93.5	15-26 m	329	90
DTP3	History	7.1	15-26 m	329	90
HepB1	Card	89.3	15-26 m	329	90
HepB1	Card or History	97.7	15-26 m	329	90
HepB1	History	8.4	15-26 m	329	90
HepB3	Card	87.8	15-26 m	329	90
HepB3	Card or History	94.5	15-26 m	329	90
HepB3	History	6.7	15-26 m	329	90
MCV1	Card	84.9	15-26 m	329	90
MCV1	Card or History	90.6	15-26 m	329	90
MCV1	History	5.7	15-26 m	329	90
Pol1	Card	89.3	15-26 m	329	90
Pol1	Card or History	99.1	15-26 m	329	90
Pol1	History	9.8	15-26 m	329	90
Pol3	Card	87.7	15-26 m	329	90
Pol3	Card or History	94.8	15-26 m	329	90
Pol3	History	7.1	15-26 m	329	90

1999 Republic of Moldova, Assessment of Immunization Services delivery, 2001

Vaccine	Confirmation method	Coverage	Age cohort	Sample	Cards seen
BCG	Card	99.6	15-30 m	2520	-
DTP1	Card	99.3	15-30 m	2520	-

Republic of Moldova - survey details

DTP3	Card	97.7	15-30 m	2520	-
HepB3	Card	91.1	15-30 m	2520	-
MCV1	Card	95.4	15-30 m	2520	-
Pol1	Card	99.6	15-30 m	2520	-
Pol3	Card	98.4	15-30 m	2520	-

1999 Republic of Moldova, Multiple Indicator Cluster Survey 2000

Vaccine	Confirmation method	Coverage	Age cohort	Sample	Cards seen
BCG	C or H <12 months	93.2	15-26 m	342	94
BCG	Card or History	99.2	15-26 m	342	94

DTP1	C or H <12 months	93	15-26 m	342	94
DTP1	Card or History	96.7	15-26 m	342	94
DTP3	C or H <12 months	86.2	15-26 m	342	94
DTP3	Card or History	93.8	15-26 m	342	94
HepB3	C or H <12 months	83.7	15-26 m	342	94
HepB3	Card or History	90.1	15-26 m	342	94
MCV1	C or H <12 months	79	15-26 m	342	94
MCV1	Card or History	91.1	15-26 m	342	94
Pol1	C or H <12 months	94.1	15-26 m	342	94
Pol1	Card or History	97.5	15-26 m	342	94
Pol3	C or H <12 months	87.1	15-26 m	342	94
Pol3	Card or History	94.8	15-26 m	342	94

Further information and estimates for previous years are available at:

<http://www.data.unicef.org/child-health/immunization>

<https://www.who.int/teams/immunization-vaccines-and-biologicals/immunization-analysis-and-insights/global-monitoring/data-statistics-and-graphics>