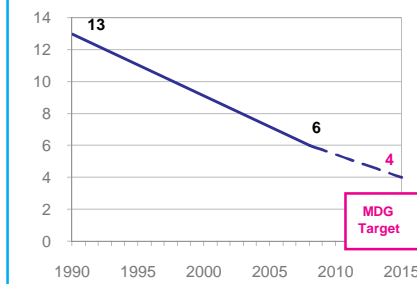


DEMOGRAPHICS

Total population (000)	4,423	(2008)
Total under-five population (000)	208	(2008)
Total number of births (000)	42	(2008)
Under-five mortality rate (per 1,000 live births)	6	(2008)
Total number of under-five deaths	0	(2008)
Infant mortality rate (per 1,000)	5	(2008)
Neonatal mortality rate (per 1,000 live)	5	(2004)
HIV prevalence rate (15-49 years)	<0.1	(2007)
Population below international poverty line of US\$1.25 per day	<2	(2005)

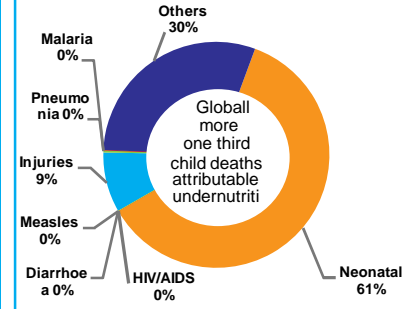
Under-five mortality rate

Deaths per 1,000 live births



Source: IGME 2009

Causes of under-five deaths, 2004



Source: WHO 2008

NUTRITIONAL STATUS

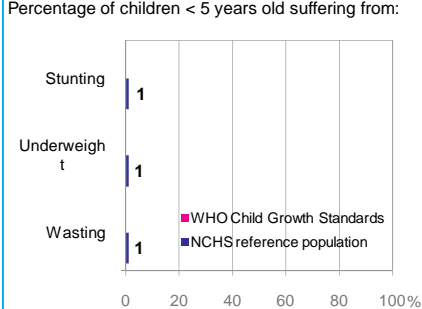
Burden of undernutrition (2008)

NCHS reference population

Stunted (under-fives, 000):	2	Underweight (under-fives, 000):	1
Share of developing world stunting burden	0.0	Wasted (under-fives, 000):	2
Stunting country rank:	134	Severely wasted (under-fives, 000):	-

Current nutritional status

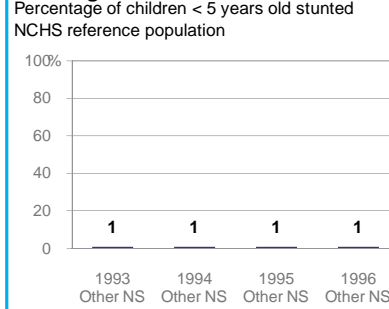
Percentage of children < 5 years old suffering from:



Source: Other NS 1996

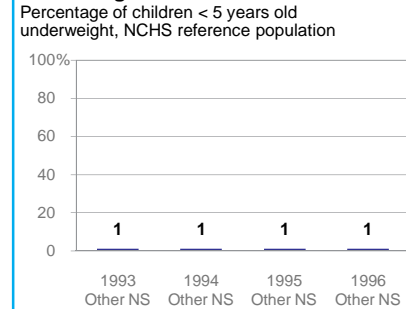
Stunting trends

Percentage of children < 5 years old stunted NCHS reference population



Underweight trends

Percentage of children < 5 years old underweight, NCHS reference population



INFANT AND YOUNG CHILD FEEDING

Infant feeding practices, by age

- Weaned (not)
- Breastfed and solid/semi-solid foods
- Breastfed and other milk/formula
- Breastfed and non-milk liquids
- Breastfed and plain water only
- Exclusively breastfed

No Data

Exclusive breastfeeding

Percentage of infants < 6 months old exclusively breastfed

