

Brazil: WHO and UNICEF estimates of immunization coverage: 2017 revision

BACKGROUND NOTE: Each year WHO and UNICEF jointly review reports submitted by Member States regarding national immunization coverage, finalized survey reports as well as data from the published and grey literature. Based on these data, with due consideration to potential biases and the views of local experts, WHO and UNICEF attempt to distinguish between situations where the available empirical data accurately reflect immunization system performance and those where the data are likely to be compromised and present a misleading view of immunization coverage while jointly estimating the most likely coverage levels for each country.

WHO and UNICEF estimates are country-specific; that is to say, each country's data are reviewed individually, and data are not borrowed from other countries in the absence of data. Estimates are not based on ad hoc adjustments to reported data; in some instances empirical data are available from a single source, usually the nationally reported coverage data. In cases where no data are available for a given country/vaccine/year combination, data are considered from earlier and later years and interpolated to estimate coverage for the missing year(s). In cases where data sources are mixed and show large variation, an attempt is made to identify the most likely estimate with consideration of the possible biases in available data. For methods see:

*Burton et al. 2009. WHO and UNICEF estimates of national infant immunization coverage: methods and processes.

*Burton et al. 2012. A formal representation of the WHO and UNICEF estimates of national immunization coverage: a computational logic approach.

*Brown et al. 2013. An introduction to the grade of confidence used to characterize uncertainty around the WHO and UNICEF estimates of national immunization coverage.

DATA SOURCES.

ADMINISTRATIVE coverage: Reported by national authorities and based on aggregated administrative reports from health service providers on the number of vaccinations administered during a given period (numerator data) and reported target population data (denominator data). May be biased by inaccurate numerator and/or denominator data.

OFFICIAL coverage: Estimated coverage reported by national authorities that reflects their assessment of the most likely coverage based on any combination of administrative coverage, survey-based estimates or other data sources or adjustments. Approaches to determine OFFICIAL coverage may differ across countries.

SURVEY coverage: Based on estimated coverage from population-based household surveys among children aged 12-23 months or 24-35 months following a review of survey methods and results. Information is based on the combination of vaccination history from documented evidence or caregiver recall. Survey results are considered for the appropriate birth cohort based on the period of data collection.

ABBREVIATIONS

BCG: percentage of births who received one dose of Bacillus Calmette Guerin vaccine.

DTP1 / DTP3: percentage of surviving infants who received the 1st / 3rd dose, respectively, of diphtheria and tetanus toxoid with pertussis containing vaccine.

Pol3: percentage of surviving infants who received the 3rd dose of polio containing vaccine. May be either oral or inactivated polio vaccine.

IPV1: percentage of surviving infants who received at least one dose of inactivated polio vaccine. In countries utilizing an immunization schedule recommending either (i) a primary series of three doses of oral polio vaccine (OPV) plus at least one dose of IPV where OPV is included in routine

immunization and/or campaign or (ii) a sequential schedule of IPV followed by OPV, WHO and UNICEF estimates for IPV1 reflect coverage with at least one routine dose of IPV among infants <1 year of age among countries. For countries utilizing IPV containing vaccine use only, i.e., no recommended dose of OPV, the WHO and UNICEF estimate for IPV1 corresponds to coverage for the 1st dose of IPV.

Production of IPV coverage estimates, which begins in 2015, results in no change of the estimated coverage levels for the 3rd dose of polio (Pol3). For countries recommending routine immunization with a primary series of three doses of IPV alone, WHO and UNICEF estimated Pol3 coverage is equivalent to estimated coverage with three doses of IPV. For countries with a sequential schedule, estimated Pol3 coverage is based on that for the 3rd dose of polio vaccine regardless of vaccine type.

MCV1: percentage of surviving infants who received the 1st dose of measles containing vaccine. In countries where the national schedule recommends the 1st dose of MCV at 12 months or later based on the epidemiology of disease in the country, coverage estimates reflect the percentage of children who received the 1st dose of MCV as recommended.

MCV2: percentage of children who received the 2nd dose of measles containing vaccine according to the nationally recommended schedule.

RCV1: percentage of surviving infants who received the 1st dose of rubella containing vaccine. Coverage estimates are based on WHO and UNICEF estimates of coverage for the dose of measles containing vaccine that corresponds to the first measles-rubella combination vaccine. Nationally reported coverage of RCV is not taken into consideration nor are the data represented in the accompanying graph and data table.

HepBB: percentage of births which received a dose of hepatitis B vaccine within 24 hours of delivery. Estimates of hepatitis B birth dose coverage are produced only for countries with a universal birth dose policy. Estimates are not produced for countries that recommend a birth dose to infants born to HepB virus-infected mothers only or where there is insufficient information to determine whether vaccination is within 24 hours of birth.

HepB3: percentage of surviving infants who received the 3rd dose of hepatitis B containing vaccine following the birth dose.

Hib3: percentage of surviving infants who received the 3rd dose of Haemophilus influenzae type b containing vaccine.

RotaC: percentage of surviving infants who received the final recommended dose of rotavirus vaccine, which can be either the 2nd or the 3rd dose depending on the vaccine.

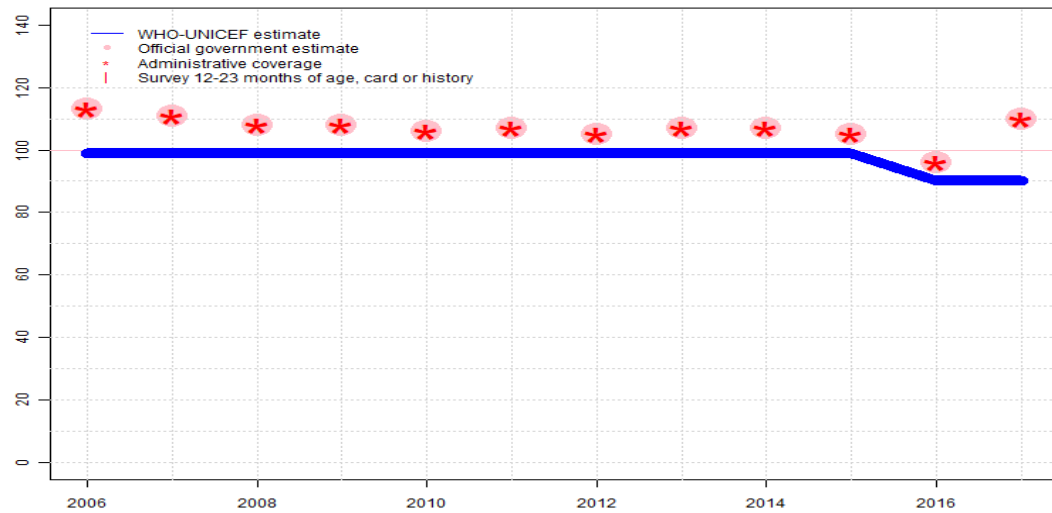
PcV3: percentage of surviving infants who received the 3rd dose of pneumococcal conjugate vaccine. In countries where the national schedule recommends two doses during infancy and a booster dose at 12 months or later based on the epidemiology of disease in the country, coverage estimates may reflect the percentage of surviving infants who received two doses of PcV prior to the 1st birthday.

YFV: percentage of surviving infants who received one dose of yellow fever vaccine in countries where YFV is part of the national immunization schedule for children or is recommended in at risk areas; coverage estimates are annualized for the entire cohort of surviving infants.

Disclaimer: All reasonable precautions have been taken by the World Health Organization and United Nations Children's Fund to verify the information contained in this publication. However, the published material is being distributed without warranty of any kind, either expressed or implied. The responsibility for the interpretation and use of the material lies with the reader. In no event shall the World Health Organization or United Nations Children's Fund be liable for damages arising from its use.

Brazil - BCG

BRA - BCG



	2006	2007	2008	2009	2010	2011	2012	2013	2014	2015	2016	2017
Estimate	99	99	99	99	99	99	99	99	99	99	90	90
Estimate GoC	•	•	•	•	•	•	•	•	•	•	•	•
Official	113	111	108	108	106	107	105	107	107	105	96	110
Administrative	113	111	108	108	106	107	105	107	107	105	96	110
Survey	NA	NA	NA	NA	NA	NA	NA	NA	NA	NA	NA	NA

The WHO and UNICEF estimates of national immunization coverage (wuenic) are based on data and information that are of varying, and, in some instances, unknown quality. Beginning with the 2011 revision we describe the grade of confidence (GoC) we have in these estimates. As there is no underlying probability model upon which the estimates are based, we are unable to present classical measures of uncertainty, e.g., confidence intervals. Moreover, we have chosen not to make subjective estimates of plausibility/certainty ranges around the coverage. The GoC reflects the degree of empirical support upon which the estimates are based. It is not a judgment of the quality of data reported by national authorities.

- Estimate is supported by reported data [R+], coverage recalculated with an independent denominator from the World Population Prospects: 2017 revision from the UN Population Division (D+), and at least one supporting survey within 2 years [S+]. While well supported, the estimate still carries a risk of being wrong.
- Estimate is supported by at least one data source; [R+], [S+], or [D+]; and no data source, [R-], [D-], or [S-], challenges the estimate.
- There are no directly supporting data; or data from at least one source; [R-], [D-], [S-]; challenge the estimate.

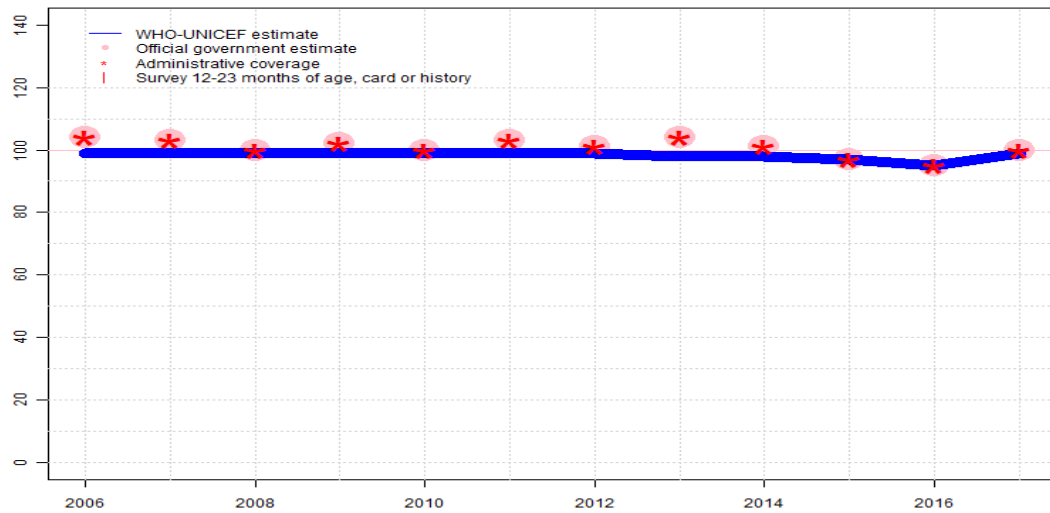
In all cases these estimates should be used with caution and should be assessed in light of the objective for which they are being used.

Description:

- 2017: Reported data calibrated to 2016 levels. Reported data excluded because 110 percent greater than 100 percent. Reported data excluded due to sudden change in coverage from 96 level to 110 percent. No nationally representative household survey within the last 5 years. WHO and UNICEF recommend a high-quality survey to confirm reported levels of coverage. Programme reports 10 month vaccine stock-out. Estimate challenged by: D-R-
- 2016: Estimate of 90 percent assigned by working group. . Programme reports a 1-month vaccine stockout. Estimate of 90 percent changed from previous revision value of 99 percent. Estimate challenged by: R-
- 2015: Estimate of 99 percent assigned by working group. . Reported data excluded because 105 percent greater than 100 percent. Program reports 1 month stockout. Estimate challenged by: R-
- 2014: Reported data calibrated to 1997 and 2015 levels. Reported data excluded because 107 percent greater than 100 percent. Estimate challenged by: R-
- 2013: Reported data calibrated to 1997 and 2015 levels. Reported data excluded because 107 percent greater than 100 percent. Estimate challenged by: R-
- 2012: Reported data calibrated to 1997 and 2015 levels. Reported data excluded because 105 percent greater than 100 percent. Estimate challenged by: R-
- 2011: Reported data calibrated to 1997 and 2015 levels. Reported data excluded because 107 percent greater than 100 percent. Estimate challenged by: R-
- 2010: Reported data calibrated to 1997 and 2015 levels. Reported data excluded because 106 percent greater than 100 percent. Estimate challenged by: R-
- 2009: Reported data calibrated to 1997 and 2015 levels. Reported data excluded because 108 percent greater than 100 percent. Estimate challenged by: R-
- 2008: Reported data calibrated to 1997 and 2015 levels. Reported data excluded because 108 percent greater than 100 percent. Estimate challenged by: R-
- 2007: Reported data calibrated to 1997 and 2015 levels. Reported data excluded because 111 percent greater than 100 percent. Estimate challenged by: R-
- 2006: Reported data calibrated to 1997 and 2015 levels. Reported data excluded because 113 percent greater than 100 percent. Estimate challenged by: R-

Brazil - DTP1

BRA - DTP1



	2006	2007	2008	2009	2010	2011	2012	2013	2014	2015	2016	2017
Estimate	99	99	99	99	99	99	99	98	98	97	95	99
Estimate GoC	●●	●●	●●	●●	●●	●	●●	●●	●●	●●	●●	●●
Official	104	103	100	102	100	103	101	104	101	97	95	100
Administrative	104	103	100	102	100	103	101	104	101	97	95	100
Survey	NA	NA	NA	NA	NA	NA	NA	NA	NA	NA	NA	NA

The WHO and UNICEF estimates of national immunization coverage (wuenic) are based on data and information that are of varying, and, in some instances, unknown quality. Beginning with the 2011 revision we describe the grade of confidence (GoC) we have in these estimates. As there is no underlying probability model upon which the estimates are based, we are unable to present classical measures of uncertainty, e.g., confidence intervals. Moreover, we have chosen not to make subjective estimates of plausibility/certainty ranges around the coverage. The GoC reflects the degree of empirical support upon which the estimates are based. It is not a judgment of the quality of data reported by national authorities.

- Estimate is supported by reported data [R+], coverage recalculated with an independent denominator from the World Population Prospects: 2017 revision from the UN Population Division (D+), and at least one supporting survey within 2 years [S+]. While well supported, the estimate still carries a risk of being wrong.
- Estimate is supported by at least one data source; [R+], [S+], or [D+]; and no data source, [R-], [D-], or [S-], challenges the estimate.
- There are no directly supporting data; or data from at least one source; [R-], [D-], [S-]; challenge the estimate.

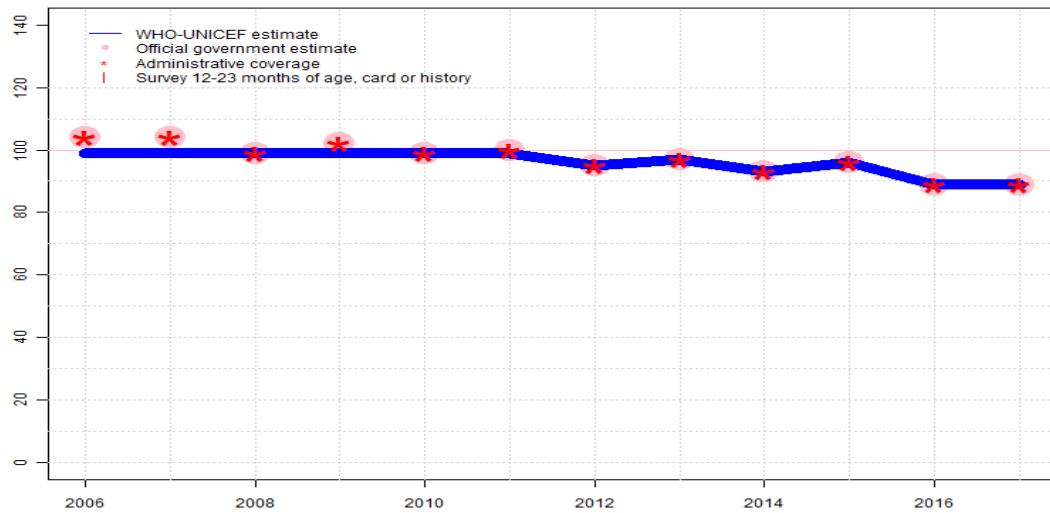
In all cases these estimates should be used with caution and should be assessed in light of the objective for which they are being used.

Description:

- 2017: Estimate based on coverage reported by national government. No nationally representative household survey within the last 5 years. WHO and UNICEF recommend a high-quality survey to confirm reported levels of coverage. Programme reports 2 month vaccine stock-out. GoC=R+ D+
- 2016: Estimate based on coverage reported by national government. Programme reports a 2-month vaccine stockout. Estimate of 95 percent changed from previous revision value of 89 percent. GoC=R+ D+
- 2015: Estimate based on coverage reported by national government. GoC=R+ D+
- 2014: Estimate based on interpolation between data reported by national government. Reported data excluded because 101 percent greater than 100 percent. GoC=R+ D+
- 2013: Estimate based on interpolation between data reported by national government. Reported data excluded because 104 percent greater than 100 percent. GoC=R+ D+
- 2012: Estimate based on interpolation between data reported by national government. Reported data excluded because 101 percent greater than 100 percent. Recommended vaccine schedule changed in 2012 from DTP-Hib and OPV to a sequential DTaP-Hib-IPV for first and second dose and DTP-Hib and OPV for the third dose. GoC=R+ D+
- 2011: DTP1 coverage estimated based on DTP3 coverage of 100. Reported data excluded because 103 percent greater than 100 percent. Estimate challenged by: R-
- 2010: Estimate based on coverage reported by national government. GoC=R+ D+
- 2009: Estimate based on interpolation between data reported by national government. Reported data excluded because 102 percent greater than 100 percent. GoC=R+ D+
- 2008: Estimate based on coverage reported by national government. GoC=R+ D+
- 2007: Estimate based on interpolation between data reported by national government. Reported data excluded because 103 percent greater than 100 percent. GoC=R+ D+
- 2006: Estimate based on interpolation between data reported by national government. Reported data excluded because 104 percent greater than 100 percent. GoC=R+ D+

Brazil - DTP3

BRA - DTP3



	2006	2007	2008	2009	2010	2011	2012	2013	2014	2015	2016	2017
Estimate	99	99	99	99	99	99	95	97	93	96	89	89
Estimate GoC	●●	●●	●●	●●	●●	●●	●●	●●	●●	●●	●●	●●
Official	104	104	99	102	99	100	95	97	93	96	89	89
Administrative	104	104	99	102	99	100	95	97	93	96	89	89
Survey	NA	NA	NA	NA	NA	NA	NA	NA	NA	NA	NA	NA

The WHO and UNICEF estimates of national immunization coverage (wuenic) are based on data and information that are of varying, and, in some instances, unknown quality. Beginning with the 2011 revision we describe the grade of confidence (GoC) we have in these estimates. As there is no underlying probability model upon which the estimates are based, we are unable to present classical measures of uncertainty, e.g., confidence intervals. Moreover, we have chosen not to make subjective estimates of plausibility/certainty ranges around the coverage. The GoC reflects the degree of empirical support upon which the estimates are based. It is not a judgment of the quality of data reported by national authorities.

- Estimate is supported by reported data [R+], coverage recalculated with an independent denominator from the World Population Prospects: 2017 revision from the UN Population Division (D+), and at least one supporting survey within 2 years [S+]. While well supported, the estimate still carries a risk of being wrong.
- Estimate is supported by at least one data source; [R+], [S+], or [D+]; and no data source, [R-], [D-], or [S-], challenges the estimate.
- There are no directly supporting data; or data from at least one source; [R-], [D-], [S-]; challenge the estimate.

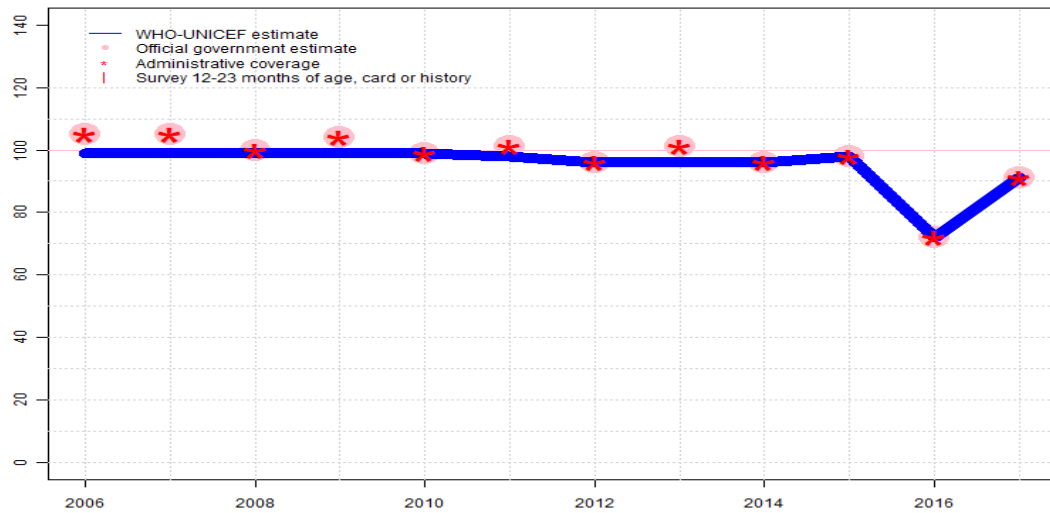
In all cases these estimates should be used with caution and should be assessed in light of the objective for which they are being used.

Description:

- 2017: Estimate based on coverage reported by national government. No nationally representative household survey within the last 5 years. WHO and UNICEF recommend a high-quality survey to confirm reported levels of coverage. Programme reports 2 month vaccine stock-out. GoC=R+ D+
- 2016: Estimate based on coverage reported by national government. Programme reports a 2-month vaccine stockout. Estimate of 89 percent changed from previous revision value of 86 percent. GoC=R+ D+
- 2015: Estimate based on coverage reported by national government. GoC=R+ D+
- 2014: Estimate based on coverage reported by national government. GoC=R+ D+
- 2013: Estimate based on coverage reported by national government. GoC=R+ D+
- 2012: Estimate based on coverage reported by national government. Recommended vaccine schedule changed in 2012 from DTP-Hib and OPV to a sequential DTaP-Hib-IPV for first and second dose and DTP-Hib and OPV for the third dose. GoC=R+ D+
- 2011: Estimate based on coverage reported by national government. GoC=R+ D+
- 2010: Estimate based on coverage reported by national government. GoC=R+ D+
- 2009: Estimate based on interpolation between data reported by national government. Reported data excluded because 102 percent greater than 100 percent. GoC=R+ D+
- 2008: Estimate based on coverage reported by national government. GoC=R+ D+
- 2007: Estimate based on interpolation between data reported by national government. Reported data excluded because 104 percent greater than 100 percent. GoC=R+ D+
- 2006: Estimate based on interpolation between data reported by national government. Reported data excluded because 104 percent greater than 100 percent. GoC=R+ D+

Brazil - Pol3

BRA - Pol3



	2006	2007	2008	2009	2010	2011	2012	2013	2014	2015	2016	2017
Estimate	99	99	99	99	99	98	96	96	96	98	72	91
Estimate GoC	●●	●●	●●	●●	●●	●●	●●	●●	●●	●●	●●	●●
Official	105	105	100	104	99	101	96	101	96	98	72	91
Administrative	105	105	100	104	99	101	96	101	96	98	72	91
Survey	NA	NA	NA	NA	NA	NA	NA	NA	NA	NA	NA	NA

The WHO and UNICEF estimates of national immunization coverage (wuenic) are based on data and information that are of varying, and, in some instances, unknown quality. Beginning with the 2011 revision we describe the grade of confidence (GoC) we have in these estimates. As there is no underlying probability model upon which the estimates are based, we are unable to present classical measures of uncertainty, e.g., confidence intervals. Moreover, we have chosen not to make subjective estimates of plausibility/certainty ranges around the coverage. The GoC reflects the degree of empirical support upon which the estimates are based. It is not a judgment of the quality of data reported by national authorities.

- Estimate is supported by reported data [R+], coverage recalculated with an independent denominator from the World Population Prospects: 2017 revision from the UN Population Division (D+), and at least one supporting survey within 2 years [S+]. While well supported, the estimate still carries a risk of being wrong.
- Estimate is supported by at least one data source; [R+], [S+], or [D+]; and no data source, [R-], [D-], or [S-], challenges the estimate.
- There are no directly supporting data; or data from at least one source; [R-], [D-], [S-]; challenge the estimate.

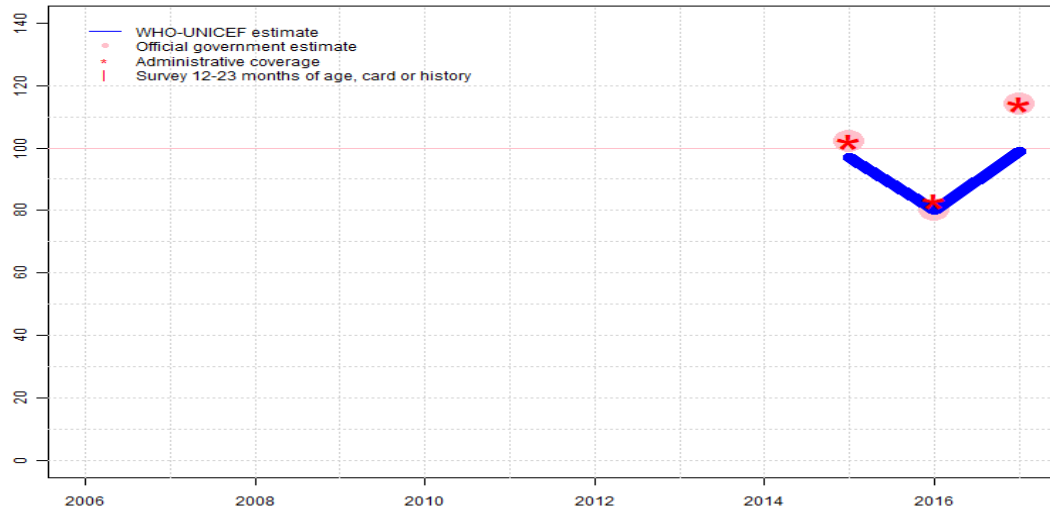
In all cases these estimates should be used with caution and should be assessed in light of the objective for which they are being used.

Description:

- 2017: Estimate based on coverage reported by national government. No nationally representative household survey within the last 5 years. WHO and UNICEF recommend a high-quality survey to confirm reported levels of coverage. Estimate based on reported data. GoC=R+ D+
- 2016: Estimate based on coverage reported by national government. Decrease in coverage is unexplained but consistent with a decrease in first dose of IPV vaccine. Estimate of 72 percent changed from previous revision value of 98 percent. GoC=R+ D+
- 2015: Estimate based on coverage reported by national government. Programme switched from OPV to IPV for the 3rd dose of polio vaccine. GoC=R+ D+
- 2014: Estimate based on coverage reported by national government. GoC=R+ D+
- 2013: Estimate based on interpolation between data reported by national government. Reported data excluded because 101 percent greater than 100 percent. GoC=R+ D+
- 2012: Estimate based on coverage reported by national government. Recommended vaccine schedule changed in 2012 from DTP-Hib and OPV to a sequential IPV for first and second dose and OPV for the third dose and to DTP-Hib-HepB. GoC=R+ D+
- 2011: Estimate based on interpolation between data reported by national government. Reported data excluded because 101 percent greater than 100 percent. GoC=R+ D+
- 2010: Estimate based on coverage reported by national government. GoC=R+ D+
- 2009: Estimate based on interpolation between data reported by national government. Reported data excluded because 104 percent greater than 100 percent. GoC=R+ D+
- 2008: Estimate based on coverage reported by national government. GoC=R+ D+
- 2007: Estimate based on interpolation between data reported by national government. Reported data excluded because 105 percent greater than 100 percent. GoC=R+ D+
- 2006: Estimate based on interpolation between data reported by national government. Reported data excluded because 105 percent greater than 100 percent. GoC=R+ D+

Brazil - IPV1

BRA - IPV1



Description:

Estimates for a dose of IPV begin in 2015 following the Global Polio Eradication Initiative's Polio Eradication and Endgame Strategic Plan: 2013-2018 which recommended at least one dose of inactivated polio vaccine (IPV) into routine immunization schedules as a strategy to mitigate the potential consequences should any re-emergence of type 2 poliovirus occur following the planned withdrawal of Sabin type 2 strains from oral polio vaccine (OPV).

2017: Estimate is based on estimated DTP1 coverage. Reported data excluded because 114 percent greater than 100 percent. Reported data excluded due to sudden change in coverage from 80 level to 114 percent. No nationally representative household survey within the last 5 years. WHO and UNICEF recommend a high-quality survey to confirm reported levels of coverage. Estimate challenged by: D-R-

2016: Estimate based on coverage reported by national government. Estimate is based on reported data. Unexplained decline in reported coverage from 2015. GoC=R+ D+

2015: IPV introduced in 2012 and is recommended as part of a sequential schedule. Reported coverage is over 100 percent. Estimated coverage based on reported DTP1 coverage. Reported data excluded because 102 percent greater than 100 percent. Estimate challenged by: R-

	2006	2007	2008	2009	2010	2011	2012	2013	2014	2015	2016	2017
Estimate	NA	NA	NA	NA	NA	NA	NA	NA	NA	97	80	99
Estimate GoC	NA	NA	NA	NA	NA	NA	NA	NA	NA	•	••	•
Official	NA	NA	NA	NA	NA	NA	NA	NA	NA	102	80	114
Administrative	NA	NA	NA	NA	NA	NA	NA	NA	NA	102	83	114
Survey	NA	NA	NA	NA	NA	NA	NA	NA	NA	NA	NA	NA

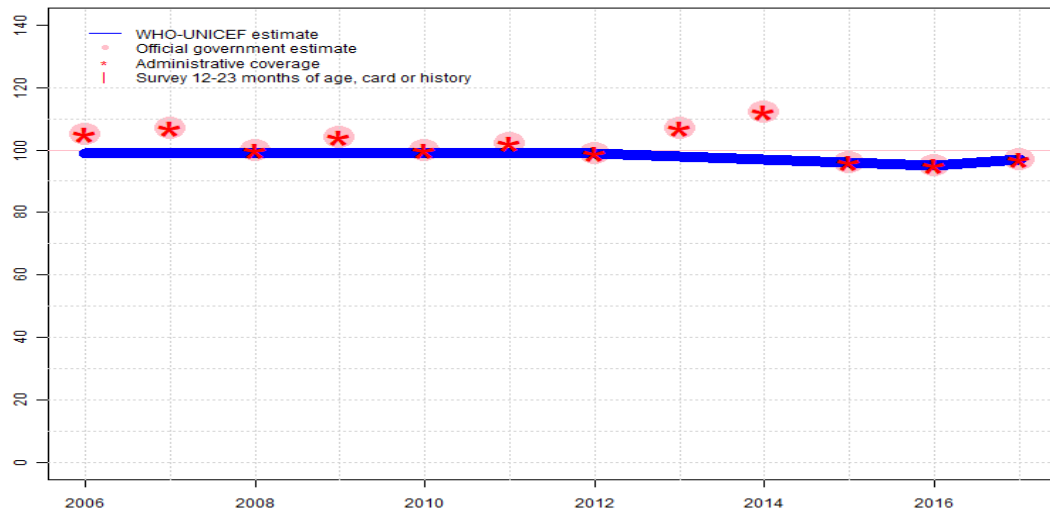
The WHO and UNICEF estimates of national immunization coverage (wuenic) are based on data and information that are of varying, and, in some instances, unknown quality. Beginning with the 2011 revision we describe the grade of confidence (GoC) we have in these estimates. As there is no underlying probability model upon which the estimates are based, we are unable to present classical measures of uncertainty, e.g., confidence intervals. Moreover, we have chosen not to make subjective estimates of plausibility/certainty ranges around the coverage. The GoC reflects the degree of empirical support upon which the estimates are based. It is not a judgment of the quality of data reported by national authorities.

- Estimate is supported by reported data [R+], coverage recalculated with an independent denominator from the World Population Prospects: 2017 revision from the UN Population Division (D+), and at least one supporting survey within 2 years [S+]. While well supported, the estimate still carries a risk of being wrong.
- Estimate is supported by at least one data source; [R+], [S+], or [D+]; and no data source, [R-], [D-], or [S-], challenges the estimate.
- There are no directly supporting data; or data from at least one source; [R-], [D-], [S-]; challenge the estimate.

In all cases these estimates should be used with caution and should be assessed in light of the objective for which they are being used.

Brazil - MCV1

BRA - MCV1



	2006	2007	2008	2009	2010	2011	2012	2013	2014	2015	2016	2017
Estimate	99	99	99	99	99	99	99	98	97	96	95	97
Estimate GoC	●●	●●	●●	●●	●●	●●	●●	●●	●	●●	●●	●●
Official	105	107	100	104	100	102	99	107	112	96	95	97
Administrative	105	107	100	104	100	102	99	107	112	96	95	97
Survey	NA	NA	NA	NA	NA	NA	NA	NA	NA	NA	NA	NA

The WHO and UNICEF estimates of national immunization coverage (wuenic) are based on data and information that are of varying, and, in some instances, unknown quality. Beginning with the 2011 revision we describe the grade of confidence (GoC) we have in these estimates. As there is no underlying probability model upon which the estimates are based, we are unable to present classical measures of uncertainty, e.g., confidence intervals. Moreover, we have chosen not to make subjective estimates of plausibility/certainty ranges around the coverage. The GoC reflects the degree of empirical support upon which the estimates are based. It is not a judgment of the quality of data reported by national authorities.

- Estimate is supported by reported data [R+], coverage recalculated with an independent denominator from the World Population Prospects: 2017 revision from the UN Population Division (D+), and at least one supporting survey within 2 years [S+]. While well supported, the estimate still carries a risk of being wrong.
- Estimate is supported by at least one data source; [R+], [S+], or [D+]; and no data source, [R-], [D-], or [S-], challenges the estimate.
- There are no directly supporting data; or data from at least one source; [R-], [D-], [S-]; challenge the estimate.

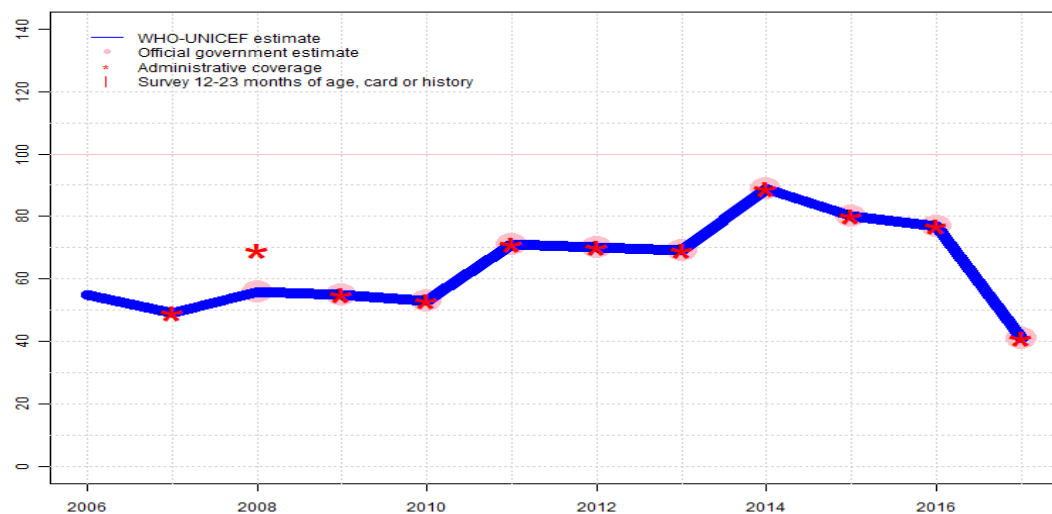
In all cases these estimates should be used with caution and should be assessed in light of the objective for which they are being used.

Description:

- 2017: Estimate based on coverage reported by national government. No nationally representative household survey within the last 5 years. WHO and UNICEF recommend a high-quality survey to confirm reported levels of coverage. Programme reports 1 month vaccine stock-out. GoC=R+ D+
- 2016: Estimate based on coverage reported by national government. Estimate of 95 percent changed from previous revision value of 96 percent. GoC=R+ D+
- 2015: Estimate based on coverage reported by national government. Program reports 1 month stockout of MMR vaccine. GoC=R+ D+
- 2014: Estimate based on interpolation between data reported by national government. Reported data excluded because 112 percent greater than 100 percent. Estimate challenged by: D-
- 2013: Estimate based on interpolation between data reported by national government. Reported data excluded because 107 percent greater than 100 percent. GoC=R+ D+
- 2012: Estimate based on coverage reported by national government. GoC=R+ D+
- 2011: Estimate based on interpolation between data reported by national government. Reported data excluded because 102 percent greater than 100 percent. GoC=R+ D+
- 2010: Estimate based on coverage reported by national government. GoC=R+ D+
- 2009: Estimate based on interpolation between data reported by national government. Reported data excluded because 104 percent greater than 100 percent. GoC=R+ D+
- 2008: Estimate based on coverage reported by national government. GoC=R+ D+
- 2007: Estimate based on interpolation between data reported by national government. Reported data excluded because 107 percent greater than 100 percent. GoC=R+ D+
- 2006: Estimate based on interpolation between data reported by national government. Reported data excluded because 105 percent greater than 100 percent. GoC=R+ D+

Brazil - MCV2

BRA - MCV2



Description:

Coverage estimates for the second dose of measles containing vaccine are for children by the nationally recommended age.

2017: Estimate based on coverage reported by national government. No nationally representative household survey within the last 5 years. WHO and UNICEF recommend a high-quality survey to confirm reported levels of coverage. Programme reports 1 month vaccine stock-out. GoC=R+ D+

2016: Estimate based on coverage reported by national government. Estimate of 77 percent changed from previous revision value of 72 percent. GoC=R+ D+

2015: Estimate based on coverage reported by national government. Programme reports 1 month stockout of MMR vaccine. GoC=R+ D+

2014: Estimate based on coverage reported by national government. GoC=R+ D+

2013: Estimate based on coverage reported by national government. GoC=R+ D+

2012: Estimate based on coverage reported by national government. Estimate challenged by: D-

2011: Estimate based on coverage reported by national government. Estimate challenged by: D-

2010: Estimate based on coverage reported by national government. Estimate challenged by: D-

2009: Estimate based on coverage reported by national government. Estimate challenged by: D-

2008: Estimate based on coverage reported by national government. Estimate challenged by: D-

2007: Estimate based on reported administrative estimate. Estimate challenged by: D-

2006: Estimate based on interpolation between reported values. Estimate challenged by: D-

	2006	2007	2008	2009	2010	2011	2012	2013	2014	2015	2016	2017
Estimate	55	49	56	55	53	71	70	69	89	80	77	41
Estimate GoC	•	•	•	•	•	•	•	••	••	••	••	••
Official	NA	NA	56	55	53	71	70	69	89	80	77	41
Administrative	NA	49	69	55	53	71	70	69	89	80	77	41
Survey	NA	NA	NA	NA	NA	NA	NA	NA	NA	NA	NA	NA

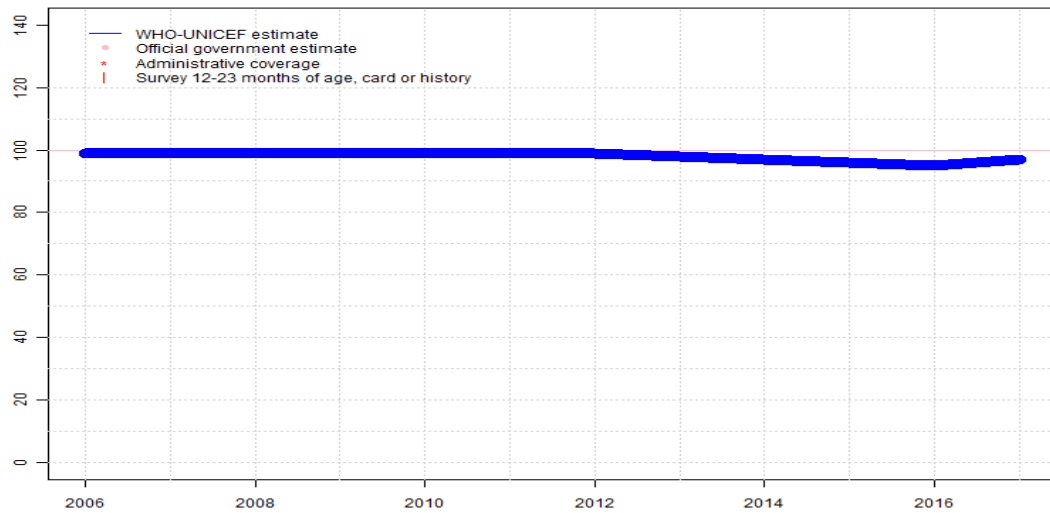
The WHO and UNICEF estimates of national immunization coverage (wuenic) are based on data and information that are of varying, and, in some instances, unknown quality. Beginning with the 2011 revision we describe the grade of confidence (GoC) we have in these estimates. As there is no underlying probability model upon which the estimates are based, we are unable to present classical measures of uncertainty, e.g., confidence intervals. Moreover, we have chosen not to make subjective estimates of plausibility/certainty ranges around the coverage. The GoC reflects the degree of empirical support upon which the estimates are based. It is not a judgment of the quality of data reported by national authorities.

- Estimate is supported by reported data [R+], coverage recalculated with an independent denominator from the World Population Prospects: 2017 revision from the UN Population Division (D+), and at least one supporting survey within 2 years [S+]. While well supported, the estimate still carries a risk of being wrong.
- Estimate is supported by at least one data source; [R+], [S+], or [D+]; and no data source, [R-], [D-], or [S-], challenges the estimate.
- There are no directly supporting data; or data from at least one source; [R-], [D-], [S-]; challenge the estimate.

In all cases these estimates should be used with caution and should be assessed in light of the objective for which they are being used.

Brazil - RCV1

BRA - RCV1



Description:

For this revision, coverage estimates for the first dose of rubella containing vaccine are based on WHO and UNICEF estimates of coverage of measles containing vaccine. Nationally reported coverage of rubella containing vaccine is not taken into consideration nor are they represented in the the accompanying graph and data table.

2017: Estimate based on estimated MCV1. No nationally representative household survey within the last 5 years. WHO and UNICEF recommend a high-quality survey to confirm reported levels of coverage. Programme reports 1 month vaccine stock-out. GoC=R+ D+

2016: Estimate based on estimated MCV1. Estimate of 95 percent changed from previous revision value of 96 percent. GoC=R+ D+

2015: Estimate based on estimated MCV1. Program reports 1 month stockout of MMR vaccine. GoC=R+ D+

2014: Estimate based on estimated MCV1. Estimate challenged by: D-

2013: Estimate based on estimated MCV1. GoC=R+ D+

2012: Estimate based on estimated MCV1. GoC=R+ D+

2011: Estimate based on estimated MCV1. GoC=R+ D+

2010: Estimate based on estimated MCV1. GoC=R+ D+

2009: Estimate based on estimated MCV1. GoC=R+ D+

2008: Estimate based on estimated MCV1. GoC=R+ D+

2007: Estimate based on estimated MCV1. GoC=R+ D+

2006: Estimate based on estimated MCV1. GoC=R+ D+

	2006	2007	2008	2009	2010	2011	2012	2013	2014	2015	2016	2017
Estimate	99	99	99	99	99	99	99	98	97	96	95	97
Estimate GoC	●●	●●	●●	●●	●●	●●	●●	●●	●	●●	●●	●●
Official	NA	NA	NA	NA	NA	NA	NA	NA	NA	NA	NA	NA
Administrative	NA	NA	NA	NA	NA	NA	NA	NA	NA	NA	NA	NA
Survey	NA	NA	NA	NA	NA	NA	NA	NA	NA	NA	NA	NA

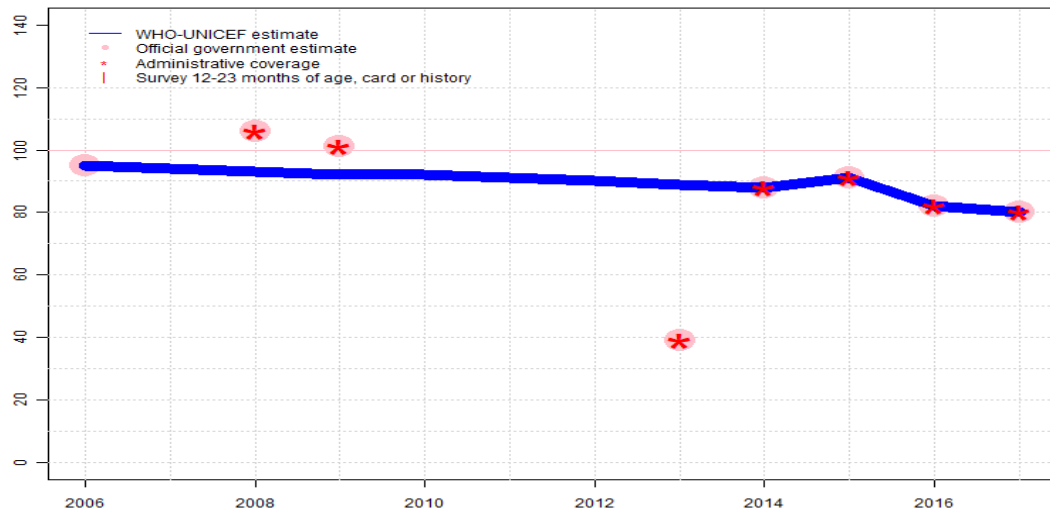
The WHO and UNICEF estimates of national immunization coverage (wuenic) are based on data and information that are of varying, and, in some instances, unknown quality. Beginning with the 2011 revision we describe the grade of confidence (GoC) we have in these estimates. As there is no underlying probability model upon which the estimates are based, we are unable to present classical measures of uncertainty, e.g., confidence intervals. Moreover, we have chosen not to make subjective estimates of plausibility/certainty ranges around the coverage. The GoC reflects the degree of empirical support upon which the estimates are based. It is not a judgment of the quality of data reported by national authorities.

- Estimate is supported by reported data [R+], coverage recalculated with an independent denominator from the World Population Prospects: 2017 revision from the UN Population Division (D+), and at least one supporting survey within 2 years [S+]. While well supported, the estimate still carries a risk of being wrong.
- Estimate is supported by at least one data source; [R+], [S+], or [D+]; and no data source, [R-], [D-], or [S-], challenges the estimate.
- There are no directly supporting data; or data from at least one source; [R-], [D-], [S-]; challenge the estimate.

In all cases these estimates should be used with caution and should be assessed in light of the objective for which they are being used.

Brazil - HepBB

BRA - HepBB



	2006	2007	2008	2009	2010	2011	2012	2013	2014	2015	2016	2017
Estimate	95	94	93	92	92	91	90	89	88	91	82	80
Estimate GoC	●●	●	●●	●●	●	●	●	●	●●	●●	●●	●●
Official	95	NA	106	101	NA	NA	NA	39	88	91	82	80
Administrative	NA	NA	106	101	NA	NA	NA	39	88	91	82	80
Survey	NA	NA	NA	NA	NA	NA	NA	NA	NA	NA	NA	NA

The WHO and UNICEF estimates of national immunization coverage (wuenic) are based on data and information that are of varying, and, in some instances, unknown quality. Beginning with the 2011 revision we describe the grade of confidence (GoC) we have in these estimates. As there is no underlying probability model upon which the estimates are based, we are unable to present classical measures of uncertainty, e.g., confidence intervals. Moreover, we have chosen not to make subjective estimates of plausibility/certainty ranges around the coverage. The GoC reflects the degree of empirical support upon which the estimates are based. It is not a judgment of the quality of data reported by national authorities.

- Estimate is supported by reported data [R+], coverage recalculated with an independent denominator from the World Population Prospects: 2017 revision from the UN Population Division (D+), and at least one supporting survey within 2 years [S+]. While well supported, the estimate still carries a risk of being wrong.
- Estimate is supported by at least one data source; [R+], [S+], or [D+]; and no data source, [R-], [D-], or [S-], challenges the estimate.
- There are no directly supporting data; or data from at least one source; [R-], [D-], [S-]; challenge the estimate.

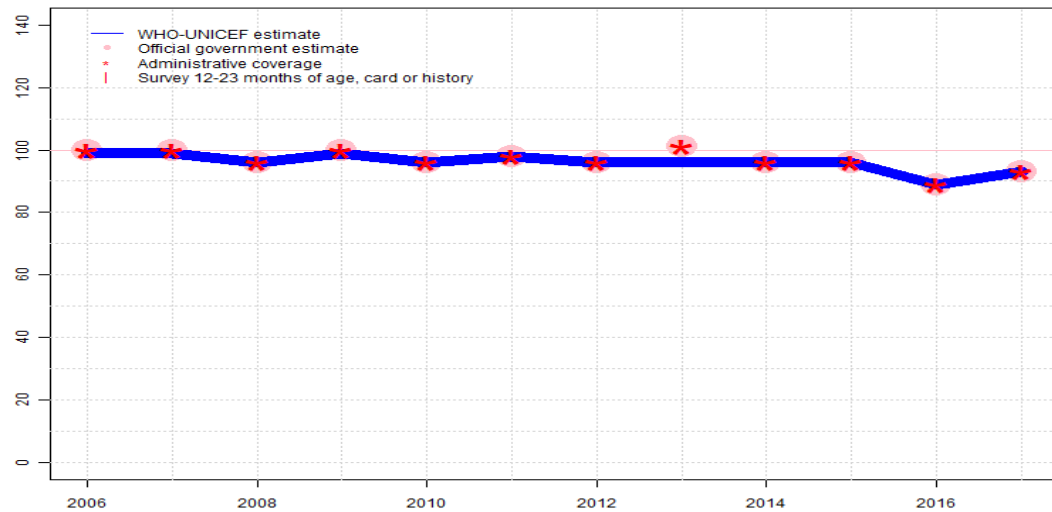
In all cases these estimates should be used with caution and should be assessed in light of the objective for which they are being used.

Description:

- 2017: Estimate based on coverage reported by national government. No nationally representative household survey within the last 5 years. WHO and UNICEF recommend a high-quality survey to confirm reported levels of coverage. GoC=R+ D+
- 2016: Estimate based on coverage reported by national government. Programme reports a 3-month vaccine stockout of HepB vaccine, not clear if combination or single antigen. Estimate of 82 percent changed from previous revision value of 91 percent. GoC=R+ D+
- 2015: Estimate based on coverage reported by national government. GoC=R+ D+
- 2014: Estimate based on coverage reported by national government. Recovery in reported coverage level reflects successful revisions in the information system. GoC=R+ D+
- 2013: Estimate based on interpolation between reported values. Reported data excluded. Reported coverage level is an artifact of reporting. The HepB birth dose data field was changed in the information system during 2013. Estimate challenged by: D-
- 2012: Estimate based on interpolation between reported values. GoC=No accepted empirical data
- 2011: Estimate based on interpolation between reported values. GoC=No accepted empirical data
- 2010: Estimate based on interpolation between reported values. GoC=No accepted empirical data
- 2009: Estimate based on interpolation between reported values. Reported data excluded because 101 percent greater than 100 percent. GoC=R+ D+
- 2008: Estimate based on interpolation between reported values. Reported data excluded because 106 percent greater than 100 percent. GoC=R+ D+
- 2007: Estimate based on interpolation between reported values. GoC=No accepted empirical data
- 2006: Estimate based on coverage reported by national government. GoC=R+

Brazil - HepB3

BRA - HepB3



Description:

- 2017: Estimate based on coverage reported by national government. No nationally representative household survey within the last 5 years. WHO and UNICEF recommend a high-quality survey to confirm reported levels of coverage. Programme reports 2 month vaccine stock-out. GoC=R+ D+
- 2016: Estimate based on coverage reported by national government. Programme reports a 3-month vaccine stockout of HepB vaccine, not clear if combination or single antigen. Estimate of 89 percent changed from previous revision value of 86 percent. GoC=R+ D+
- 2015: Estimate based on coverage reported by national government. GoC=R+ D+
- 2014: Estimate based on coverage reported by national government. GoC=R+ D+
- 2013: Estimate based on interpolation between data reported by national government. Reported data excluded because 101 percent greater than 100 percent. GoC=R+ D+
- 2012: Estimate based on coverage reported by national government. GoC=R+ D+
- 2011: Estimate based on coverage reported by national government. GoC=R+ D+
- 2010: Estimate based on coverage reported by national government. GoC=R+ D+
- 2009: Estimate based on coverage reported by national government. GoC=R+ D+
- 2008: Estimate based on coverage reported by national government. GoC=R+ D+
- 2007: Estimate based on coverage reported by national government. GoC=R+ D+
- 2006: Estimate based on coverage reported by national government. GoC=R+ D+

	2006	2007	2008	2009	2010	2011	2012	2013	2014	2015	2016	2017
Estimate	99	99	96	99	96	98	96	96	96	96	89	93
Estimate GoC	●●	●●	●●	●●	●●	●●	●●	●●	●●	●●	●●	●●
Official	100	100	96	100	96	98	96	101	96	96	89	93
Administrative	100	100	96	100	96	98	96	101	96	96	89	93
Survey	NA	NA	NA	NA	NA	NA	NA	NA	NA	NA	NA	NA

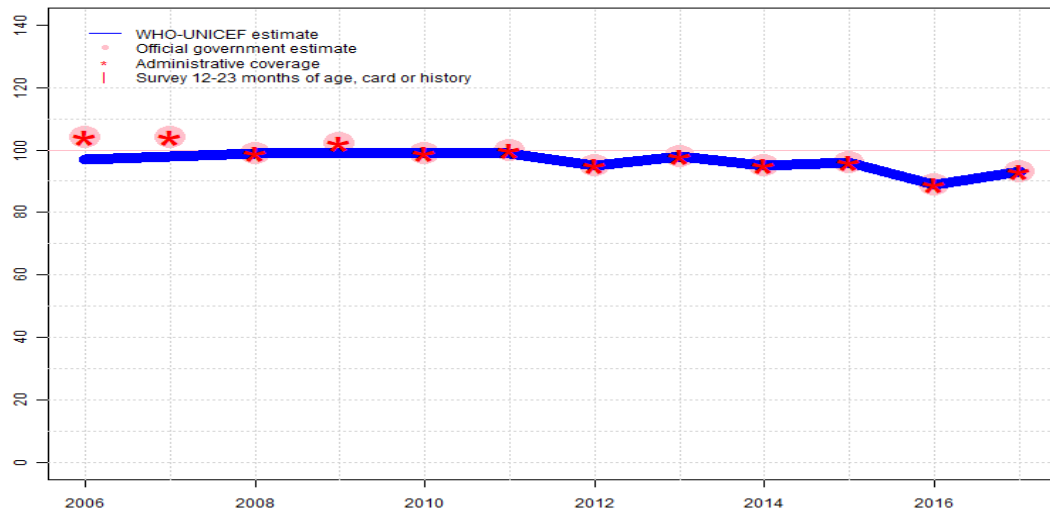
The WHO and UNICEF estimates of national immunization coverage (wuenic) are based on data and information that are of varying, and, in some instances, unknown quality. Beginning with the 2011 revision we describe the grade of confidence (GoC) we have in these estimates. As there is no underlying probability model upon which the estimates are based, we are unable to present classical measures of uncertainty, e.g., confidence intervals. Moreover, we have chosen not to make subjective estimates of plausibility/certainty ranges around the coverage. The GoC reflects the degree of empirical support upon which the estimates are based. It is not a judgment of the quality of data reported by national authorities.

- Estimate is supported by reported data [R+], coverage recalculated with an independent denominator from the World Population Prospects: 2017 revision from the UN Population Division (D+), and at least one supporting survey within 2 years [S+]. While well supported, the estimate still carries a risk of being wrong.
- Estimate is supported by at least one data source; [R+], [S+], or [D+]; and no data source, [R-], [D-], or [S-], challenges the estimate.
- There are no directly supporting data; or data from at least one source; [R-], [D-], [S-]; challenge the estimate.

In all cases these estimates should be used with caution and should be assessed in light of the objective for which they are being used.

Brazil - Hib3

BRA - Hib3



Description:

- 2017: Estimate based on coverage reported by national government. No nationally representative household survey within the last 5 years. WHO and UNICEF recommend a high-quality survey to confirm reported levels of coverage. Programme reports 2 month vaccine stock-out. GoC=R+ D+
- 2016: Estimate based on coverage reported by national government. Programme reports a 1-month vaccine stockout. Estimate of 89 percent changed from previous revision value of 86 percent. GoC=R+ D+
- 2015: Estimate based on coverage reported by national government. GoC=R+ D+
- 2014: Estimate based on coverage reported by national government. GoC=R+ D+
- 2013: Estimate based on coverage reported by national government. GoC=R+ D+
- 2012: Estimate based on coverage reported by national government. Recommended vaccine schedule changed in 2012 from DTP-Hib and OPV to a sequential DTaP-Hib-IPV for first and second dose and DTP-Hib and OPV for the third dose. GoC=R+ D+
- 2011: Estimate based on coverage reported by national government. GoC=R+ D+
- 2010: Estimate based on coverage reported by national government. GoC=R+ D+
- 2009: Estimate based on interpolation between reported values. Reported data excluded because 102 percent greater than 100 percent. GoC=R+ D+
- 2008: Estimate based on coverage reported by national government. GoC=R+ D+
- 2007: Estimate based on interpolation between reported values. Reported data excluded because 104 percent greater than 100 percent. GoC=R+ D+
- 2006: Estimate based on interpolation between reported values. Reported data excluded because 104 percent greater than 100 percent. GoC=R+ D+

	2006	2007	2008	2009	2010	2011	2012	2013	2014	2015	2016	2017
Estimate	97	98	99	99	99	99	95	98	95	96	89	93
Estimate GoC	●●	●●	●●	●●	●●	●●	●●	●●	●●	●●	●●	●●
Official	104	104	99	102	99	100	95	98	95	96	89	93
Administrative	104	104	99	102	99	100	95	98	95	96	89	93
Survey	NA	NA	NA	NA	NA	NA	NA	NA	NA	NA	NA	NA

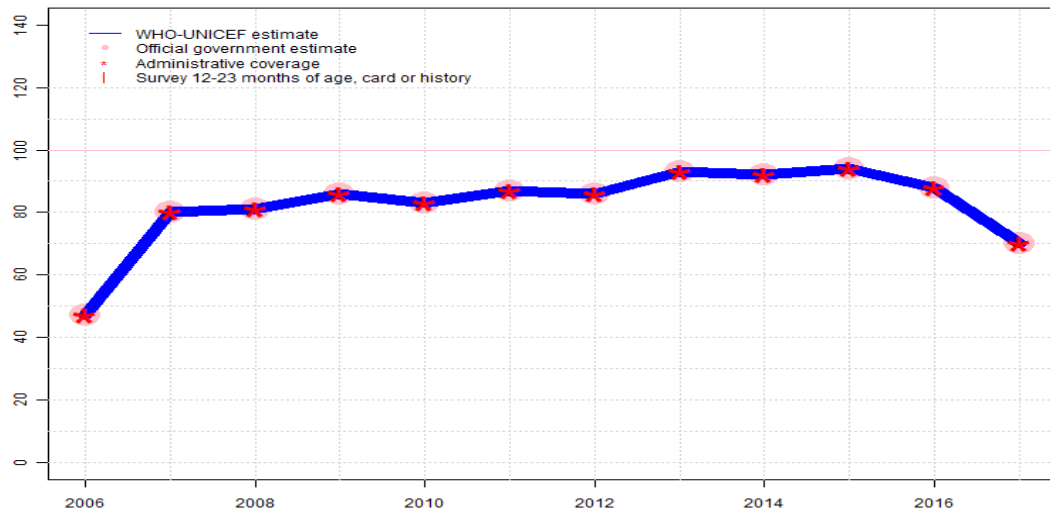
The WHO and UNICEF estimates of national immunization coverage (wuenic) are based on data and information that are of varying, and, in some instances, unknown quality. Beginning with the 2011 revision we describe the grade of confidence (GoC) we have in these estimates. As there is no underlying probability model upon which the estimates are based, we are unable to present classical measures of uncertainty, e.g., confidence intervals. Moreover, we have chosen not to make subjective estimates of plausibility/certainty ranges around the coverage. The GoC reflects the degree of empirical support upon which the estimates are based. It is not a judgment of the quality of data reported by national authorities.

- Estimate is supported by reported data [R+], coverage recalculated with an independent denominator from the World Population Prospects: 2017 revision from the UN Population Division (D+), and at least one supporting survey within 2 years [S+]. While well supported, the estimate still carries a risk of being wrong.
- Estimate is supported by at least one data source; [R+], [S+], or [D+]; and no data source, [R-], [D-], or [S-], challenges the estimate.
- There are no directly supporting data; or data from at least one source; [R-], [D-], [S-]; challenge the estimate.

In all cases these estimates should be used with caution and should be assessed in light of the objective for which they are being used.

Brazil - RotaC

BRA - RotaC



Description:

- 2017: Estimate based on coverage reported by national government. No nationally representative household survey within the last 5 years. WHO and UNICEF recommend a high-quality survey to confirm reported levels of coverage. Programme reports 1 month vaccine stock-out. GoC=R+ D+
- 2016: Estimate based on coverage reported by national government. Estimate of 88 percent changed from previous revision value of 94 percent. GoC=R+ D+
- 2015: Estimate based on coverage reported by national government. GoC=R+ D+
- 2014: Estimate based on coverage reported by national government. GoC=R+ D+
- 2013: Estimate based on coverage reported by national government. GoC=R+ D+
- 2012: Estimate based on coverage reported by national government. GoC=R+ D+
- 2011: Estimate based on coverage reported by national government. GoC=R+ D+
- 2010: Estimate based on coverage reported by national government. GoC=R+ D+
- 2009: Estimate based on coverage reported by national government. GoC=R+ D+
- 2008: Estimate based on coverage reported by national government. GoC=R+ D+
- 2007: Estimate based on coverage reported by national government. GoC=R+ D+
- 2006: Estimate based on coverage reported by national government. Rota introduced in 2006. GoC=R+ D+

	2006	2007	2008	2009	2010	2011	2012	2013	2014	2015	2016	2017
Estimate	47	80	81	86	83	87	86	93	92	94	88	70
Estimate GoC	••	••	••	••	••	••	••	••	••	••	••	••
Official	47	80	81	86	83	87	86	93	92	94	88	70
Administrative	47	80	81	86	83	87	86	93	92	94	88	70
Survey	NA	NA	NA	NA	NA	NA	NA	NA	NA	NA	NA	NA

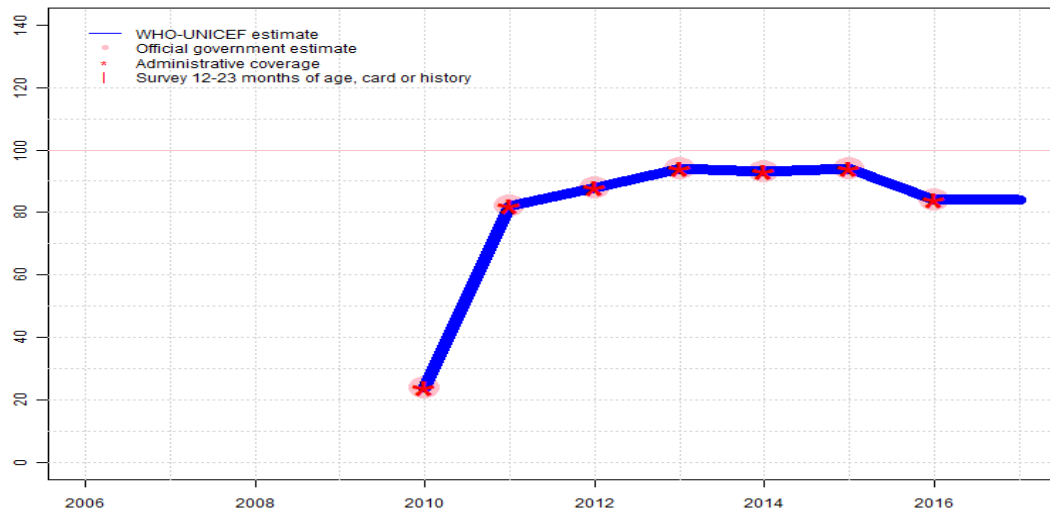
The WHO and UNICEF estimates of national immunization coverage (wuenic) are based on data and information that are of varying, and, in some instances, unknown quality. Beginning with the 2011 revision we describe the grade of confidence (GoC) we have in these estimates. As there is no underlying probability model upon which the estimates are based, we are unable to present classical measures of uncertainty, e.g., confidence intervals. Moreover, we have chosen not to make subjective estimates of plausibility/certainty ranges around the coverage. The GoC reflects the degree of empirical support upon which the estimates are based. It is not a judgment of the quality of data reported by national authorities.

- Estimate is supported by reported data [R+], coverage recalculated with an independent denominator from the World Population Prospects: 2017 revision from the UN Population Division (D+), and at least one supporting survey within 2 years [S+]. While well supported, the estimate still carries a risk of being wrong.
- Estimate is supported by at least one data source; [R+], [S+], or [D+]; and no data source, [R-], [D-], or [S-], challenges the estimate.
- There are no directly supporting data; or data from at least one source; [R-], [D-], [S-]; challenge the estimate.

In all cases these estimates should be used with caution and should be assessed in light of the objective for which they are being used.

Brazil - PcV3

BRA - PcV3



Description:

- 2017: Estimate based on extrapolation from data reported by national government. No nationally representative household survey within the last 5 years. WHO and UNICEF recommend a high-quality survey to confirm reported levels of coverage. GoC=No accepted empirical data
- 2016: Estimate based on coverage reported by national government. Estimate of 84 percent changed from previous revision value of 94 percent. GoC=R+ D+
- 2015: Estimate based on coverage reported by national government. GoC=R+ D+
- 2014: Estimate based on coverage reported by national government. GoC=R+ D+
- 2013: Estimate based on coverage reported by national government. GoC=R+ D+
- 2012: Estimate based on coverage reported by national government. GoC=R+ D+
- 2011: Estimate based on coverage reported by national government. GoC=R+ D+
- 2010: Estimate based on coverage reported by national government. Pneumococcal conjugate vaccine introduced in 2010. GoC=R+ D+

	2006	2007	2008	2009	2010	2011	2012	2013	2014	2015	2016	2017
Estimate	NA	NA	NA	NA	24	82	88	94	93	94	84	84
Estimate GoC	NA	NA	NA	NA	••	••	••	••	••	••	••	•
Official	NA	NA	NA	NA	24	82	88	94	93	94	84	NA
Administrative	NA	NA	NA	NA	24	82	88	94	93	94	84	NA
Survey	NA	NA	NA	NA	NA	NA	NA	NA	NA	NA	NA	NA

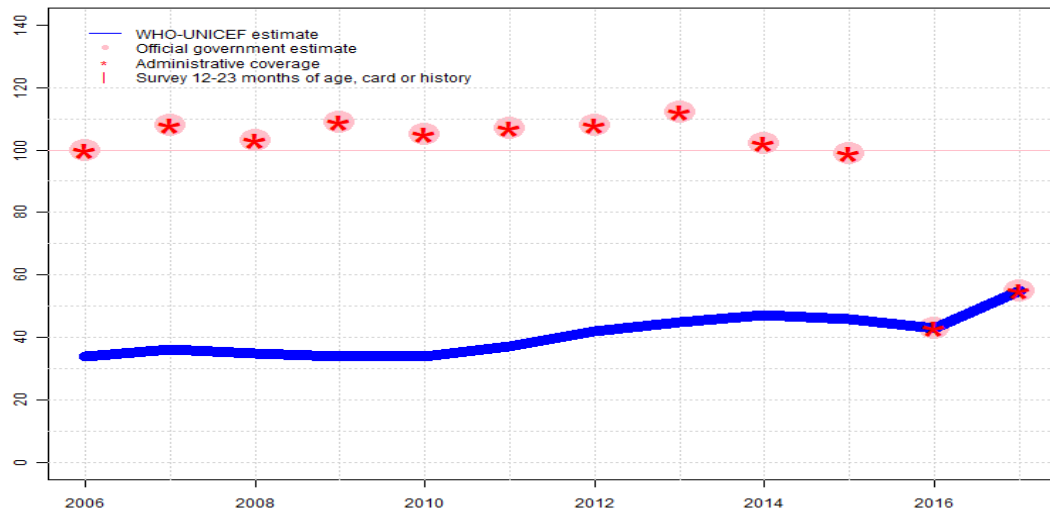
The WHO and UNICEF estimates of national immunization coverage (wuenic) are based on data and information that are of varying, and, in some instances, unknown quality. Beginning with the 2011 revision we describe the grade of confidence (GoC) we have in these estimates. As there is no underlying probability model upon which the estimates are based, we are unable to present classical measures of uncertainty, e.g., confidence intervals. Moreover, we have chosen not to make subjective estimates of plausibility/certainty ranges around the coverage. The GoC reflects the degree of empirical support upon which the estimates are based. It is not a judgment of the quality of data reported by national authorities.

- Estimate is supported by reported data [R+], coverage recalculated with an independent denominator from the World Population Prospects: 2017 revision from the UN Population Division (D+), and at least one supporting survey within 2 years [S+]. While well supported, the estimate still carries a risk of being wrong.
- Estimate is supported by at least one data source; [R+], [S+], or [D+]; and no data source, [R-], [D-], or [S-], challenges the estimate.
- There are no directly supporting data; or data from at least one source; [R-], [D-], [S-]; challenge the estimate.

In all cases these estimates should be used with caution and should be assessed in light of the objective for which they are being used.

Brazil - YFV

BRA - YFV



	2006	2007	2008	2009	2010	2011	2012	2013	2014	2015	2016	2017
Estimate	34	36	35	34	34	37	42	45	47	46	43	55
Estimate GoC	•	•	•	•	•	•	•	•	•	•	•	•
Official	100	108	103	109	105	107	108	112	102	99	43	55
Administrative	100	108	103	109	105	107	108	112	102	99	43	55
Survey	NA	NA	NA	NA	NA	NA	NA	NA	NA	NA	NA	NA

The WHO and UNICEF estimates of national immunization coverage (wuenic) are based on data and information that are of varying, and, in some instances, unknown quality. Beginning with the 2011 revision we describe the grade of confidence (GoC) we have in these estimates. As there is no underlying probability model upon which the estimates are based, we are unable to present classical measures of uncertainty, e.g., confidence intervals. Moreover, we have chosen not to make subjective estimates of plausibility/certainty ranges around the coverage. The GoC reflects the degree of empirical support upon which the estimates are based. It is not a judgment of the quality of data reported by national authorities.

- Estimate is supported by reported data [R+], coverage recalculated with an independent denominator from the World Population Prospects: 2017 revision from the UN Population Division (D+), and at least one supporting survey within 2 years [S+]. While well supported, the estimate still carries a risk of being wrong.
- Estimate is supported by at least one data source; [R+], [S+], or [D+]; and no data source, [R-], [D-], or [S-], challenges the estimate.
- There are no directly supporting data; or data from at least one source; [R-], [D-], [S-]; challenge the estimate.

In all cases these estimates should be used with caution and should be assessed in light of the objective for which they are being used.

Description:

- 2017: Estimate based on coverage reported by national government. No nationally representative household survey within the last 5 years. WHO and UNICEF recommend a high-quality survey to confirm reported levels of coverage. Programme reports 1 month vaccine stock-out. GoC=Assigned by working group. GoC assigned to maintain consistency across vaccines.
- 2016: Programme reports coverage for a national target population, in contrast to previous years. Programme reports 1 month vaccine stock-out. Estimate of 43 percent changed from previous revision value of 39 percent. GoC=Assigned by working group. GoC assigned to maintain consistency across vaccines.
- 2015: Estimate of 46 percent assigned by working group. Reported coverage of 99 percent in 46 percent of the national target population. Estimate is based on coverage achieved in the total annual national target population. GoC=Assigned by working group. GoC assigned to maintain consistency across vaccines.
- 2014: Estimate of 47 percent assigned by working group. Programme reports 102 percent coverage in 46 percent of the national target population. Estimate is based on coverage achieved in the total annual national target population. Reported data excluded because 102 percent greater than 100 percent. GoC=Assigned by working group. GoC assigned to maintain consistency across vaccines.
- 2013: Reported data calibrated to 2012 and 2014 levels. Reported data excluded because 112 percent greater than 100 percent. GoC=Assigned by working group. GoC assigned to maintain consistency across vaccines.
- 2012: Estimate of 42 percent assigned by working group. Forty six percent of surviving infants living in yellow fever endemic areas. Reported data excluded. Reported data is based on subnational coverage for at-risk population sub groups. Reported data excluded because 108 percent greater than 100 percent. GoC=Assigned by working group. GoC assigned to maintain consistency across vaccines.
- 2011: Reported data calibrated to 2010 and 2012 levels. Reported data excluded. Reported data is based on subnational coverage for at-risk population sub groups. Reported data excluded because 107 percent greater than 100 percent. GoC=Assigned by working group. GoC assigned to maintain consistency across vaccines.
- 2010: Estimate of 34 percent assigned by working group. Thirty-eight percent of surviving infants assumed to be living in yellow fever endemic areas based on 2009 information. No other areas were targeted. Reported data excluded. Reported data is based on subnational coverage for at-risk population sub groups. Reported data excluded because 105 percent greater than 100 percent. GoC=Assigned by working group. GoC assigned to maintain consistency across vaccines.
- 2009: Estimate of 34 percent assigned by working group. Thirty-eight percent of surviving infants living in yellow fever endemic areas. Eighty-nine percent coverage achieved in these areas. No other areas were targeted. Reported data excluded because 109 percent greater than 100 percent. GoC=Assigned by working group. GoC assigned to maintain consistency across vaccines.

Brazil - YFV

- 2008: Estimate of 35 percent assigned by working group. Thirty-five percent of surviving infants living in yellow fever endemic areas. Ninety-eight percent coverage achieved in these areas. No other areas were targeted. Reported data excluded because 103 percent greater than 100 percent. GoC=Assigned by working group. GoC assigned to maintain consistency across vaccines.
- 2007: Estimate of 36 percent assigned by working group. Thirty-five percent of surviving infants living in yellow fever endemic areas. One hundred and one percent coverage achieved in these areas. No other areas were targeted. Reported data excluded because 108 percent greater than 100 percent. GoC=Assigned by working group. GoC assigned to maintain consistency across vaccines.
- 2006: Estimate of 34 percent assigned by working group. Thirty-five percent of surviving infants living in yellow fever endemic areas. Ninety-nine percent coverage achieved in these areas. No other areas were targeted. GoC=Assigned by working group. GoC assigned to maintain consistency across vaccines.

Further information and estimates for previous years are available at:

<http://www.data.unicef.org/child-health/immunization>

http://www.who.int/immunization/monitoring_surveillance/routine/coverage/en/index4.html