

BACKGROUND NOTE: Each year WHO and UNICEF jointly review reports submitted by Member States regarding national immunization coverage, finalized survey reports as well as data from the published and grey literature. Based on these data, with due consideration to potential biases and the views of local experts, WHO and UNICEF attempt to distinguish between situations where the available empirical data accurately reflect immunization system performance and those where the data are likely to be compromised and present a misleading view of immunization coverage while jointly estimating the most likely coverage levels for each country.

WHO and UNICEF estimates are country-specific; that is to say, each country's data are reviewed individually, and data are not borrowed from other countries in the absence of data. Estimates are not based on ad hoc adjustments to reported data; in some instances empirical data are available from a single source, usually the nationally reported coverage data. In cases where no data are available for a given country/vaccine/year combination, data are considered from earlier and later years and interpolated to estimate coverage for the missing year(s). In cases where data sources are mixed and show large variation, an attempt is made to identify the most likely estimate with consideration of the possible biases in available data. For methods see:

*Burton et al. 2009. WHO and UNICEF estimates of national infant immunization coverage: methods and processes.

*Burton et al. 2012. A formal representation of the WHO and UNICEF estimates of national immunization coverage: a computational logic approach.

*Brown et al. 2013. An introduction to the grade of confidence used to characterize uncertainty around the WHO and UNICEF estimates of national immunization coverage.

DATA SOURCES.

ADMINISTRATIVE coverage: Reported by national authorities and based on aggregated administrative reports from health service providers on the number of vaccinations administered during a given period (numerator data) and reported target population data (denominator data). May be biased by inaccurate numerator and/or denominator data.

OFFICIAL coverage: Estimated coverage reported by national authorities that reflects their assessment of the most likely coverage based on any combination of administrative coverage, survey-based estimates or other data sources or adjustments. Approaches to determine OFFICIAL coverage may differ across countries.

SURVEY coverage: Based on estimated coverage from population-based household surveys among children aged 12-23 months or 24-35 months following a review of survey methods and results. Information is based on the combination of vaccination history from documented evidence or caregiver recall. Survey results are considered for the appropriate birth cohort based on the period of data collection.

ABBREVIATIONS

BCG: percentage of births who received one dose of Bacillus Calmette Guerin vaccine.

DTP1 / DTP3: percentage of surviving infants who received the 1st / 3rd dose, respectively, of diphtheria and tetanus toxoid with pertussis containing vaccine.

Pol3: percentage of surviving infants who received the 3rd dose of polio containing vaccine. May be either oral or inactivated polio vaccine.

IPV1: percentage of surviving infants who received at least one dose of inactivated polio vaccine. In countries utilizing an immunization schedule recommending either (i) a primary series of three doses of oral polio vaccine (OPV) plus at least one dose of IPV where OPV is included in routine

immunization and/or campaign or (ii) a sequential schedule of IPV followed by OPV, WHO and UNICEF estimates for IPV1 reflect coverage with at least one routine dose of IPV among infants <1 year of age among countries. For countries utilizing IPV containing vaccine use only, i.e., no recommended dose of OPV, the WHO and UNICEF estimate for IPV1 corresponds to coverage for the 1st dose of IPV.

Production of IPV coverage estimates, which begins in 2015, results in no change of the estimated coverage levels for the 3rd dose of polio (Pol3). For countries recommending routine immunization with a primary series of three doses of IPV alone, WHO and UNICEF estimated Pol3 coverage is equivalent to estimated coverage with three doses of IPV. For countries with a sequential schedule, estimated Pol3 coverage is based on that for the 3rd dose of polio vaccine regardless of vaccine type.

MCV1: percentage of surviving infants who received the 1st dose of measles containing vaccine. In countries where the national schedule recommends the 1st dose of MCV at 12 months or later based on the epidemiology of disease in the country, coverage estimates reflect the percentage of children who received the 1st dose of MCV as recommended.

MCV2: percentage of children who received the 2nd dose of measles containing vaccine according to the nationally recommended schedule.

RCV1: percentage of surviving infants who received the 1st dose of rubella containing vaccine. Coverage estimates are based on WHO and UNICEF estimates of coverage for the dose of measles containing vaccine that corresponds to the first measles-rubella combination vaccine. Nationally reported coverage of RCV is not taken into consideration nor are the data represented in the accompanying graph and data table.

HepBB: percentage of births which received a dose of hepatitis B vaccine within 24 hours of delivery. Estimates of hepatitis B birth dose coverage are produced only for countries with a universal birth dose policy. Estimates are not produced for countries that recommend a birth dose to infants born to HepB virus-infected mothers only or where there is insufficient information to determine whether vaccination is within 24 hours of birth.

HepB3: percentage of surviving infants who received the 3rd dose of hepatitis B containing vaccine following the birth dose.

Hib3: percentage of surviving infants who received the 3rd dose of Haemophilus influenzae type b containing vaccine.

RotaC: percentage of surviving infants who received the final recommended dose of rotavirus vaccine, which can be either the 2nd or the 3rd dose depending on the vaccine.

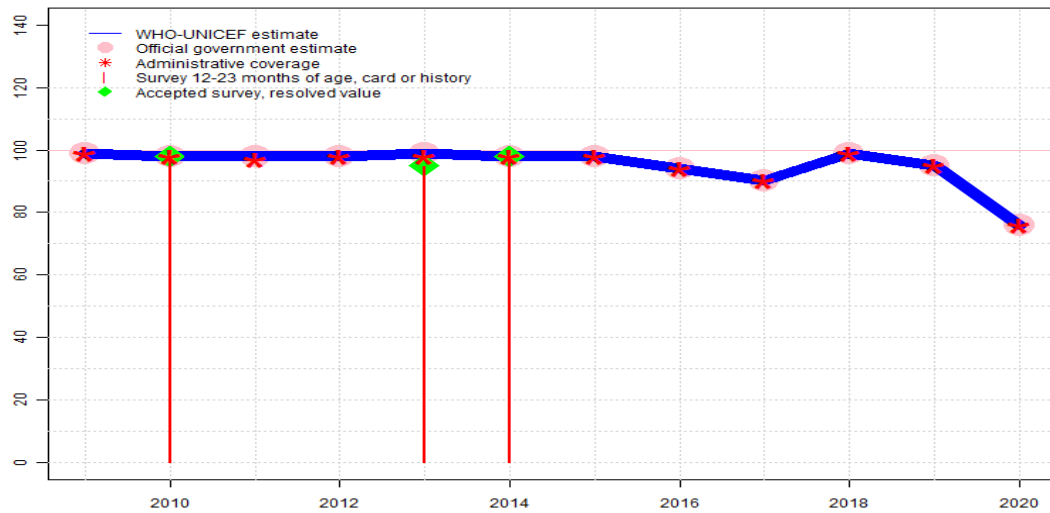
PcV3: percentage of surviving infants who received the 3rd dose of pneumococcal conjugate vaccine. In countries where the national schedule recommends two doses during infancy and a booster dose at 12 months or later based on the epidemiology of disease in the country, coverage estimates may reflect the percentage of surviving infants who received two doses of PcV prior to the 1st birthday.

YFV: percentage of surviving infants who received one dose of yellow fever vaccine in countries where YFV is part of the national immunization schedule for children or is recommended in at risk areas; coverage estimates are annualized for the entire cohort of surviving infants.

Disclaimer: All reasonable precautions have been taken by the World Health Organization and United Nations Children's Fund to verify the information contained in this publication. However, the published material is being distributed without warranty of any kind, either expressed or implied. The responsibility for the interpretation and use of the material lies with the reader. In no event shall the World Health Organization or United Nations Children's Fund be liable for damages arising from its use.

Belize - BCG

BLZ - BCG



Description:

- 2020: Estimate based on coverage reported by national government. No nationally representative household survey within the last 5 years. WHO and UNICEF recommend a high-quality survey to confirm reported levels of coverage. Programme notes general decline in reported doses due to COVID-19 related disruptions. GoC=R+ D+
- 2019: Estimate based on coverage reported by national government. Estimate challenged by: D-
- 2018: Estimate based on coverage reported by national government. Estimate challenged by: D-
- 2017: Estimate based on coverage reported by national government. GoC=R+ D+
- 2016: Estimate based on coverage reported by national government. Programme reports one-month vaccine stock-out. Estimate challenged by: D-
- 2015: Estimate based on coverage reported by national government. GoC=R+ S+ D+
- 2014: Estimate based on coverage reported by national government supported by survey. Survey evidence of 98 percent based on 1 survey(s). GoC=R+ S+ D+
- 2013: Estimate based on coverage reported by national government supported by survey. Survey evidence of 95 percent based on 1 survey(s). GoC=R+ S+ D+
- 2012: Estimate based on coverage reported by national government. GoC=R+ S+ D+
- 2011: Estimate based on coverage reported by national government. GoC=R+ S+ D+
- 2010: Estimate based on coverage reported by national government supported by survey. Survey evidence of 98 percent based on 1 survey(s). GoC=R+ S+ D+
- 2009: Estimate based on coverage reported by national government. GoC=R+ S+ D+

	2009	2010	2011	2012	2013	2014	2015	2016	2017	2018	2019	2020
Estimate	99	98	98	98	99	98	98	94	90	99	95	76
Estimate GoC	●●●	●●●	●●●	●●●	●●●	●●●	●●●	●	●●	●	●	●●
Official	99	98	98	98	99	98	98	94	90	99	95	76
Administrative	99	98	97	98	98	98	98	94	90	99	95	76
Survey	NA	98	NA	NA	94.8	97.6	NA	NA	NA	NA	NA	NA

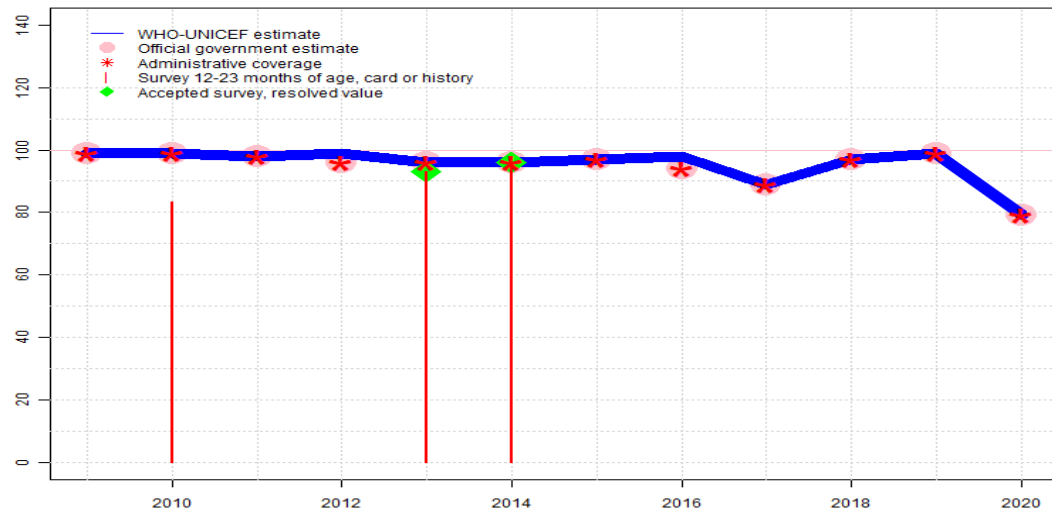
The WHO and UNICEF estimates of national immunization coverage (wuenic) are based on data and information that are of varying, and, in some instances, unknown quality. Beginning with the 2011 revision we describe the grade of confidence (GoC) we have in these estimates. As there is no underlying probability model upon which the estimates are based, we are unable to present classical measures of uncertainty, e.g., confidence intervals. Moreover, we have chosen not to make subjective estimates of plausibility/certainty ranges around the coverage. The GoC reflects the degree of empirical support upon which the estimates are based. It is not a judgment of the quality of data reported by national authorities.

- Estimate is supported by reported data [R+], coverage recalculated with an independent denominator from the World Population Prospects: 2020 revision from the UN Population Division (D+), and at least one supporting survey within 2 years [S+]. While well supported, the estimate still carries a risk of being wrong.
- Estimate is supported by at least one data source; [R+], [S+], or [D+]; and no data source, [R-], [D-], or [S-], challenges the estimate.
- There are no directly supporting data; or data from at least one source; [R-], [D-], [S-]; challenge the estimate.

In all cases these estimates should be used with caution and should be assessed in light of the objective for which they are being used.

Belize - DTP1

BLZ - DTP1



Description:

- 2020: Estimate based on coverage reported by national government. No nationally representative household survey within the last 5 years. WHO and UNICEF recommend a high-quality survey to confirm reported levels of coverage. Programme notes general decline in reported doses due to COVID-19 related disruptions. GoC=R+ D+
- 2019: Estimate based on coverage reported by national government. GoC=R+ D+
- 2018: Estimate based on coverage reported by national government. Estimate challenged by: D-
- 2017: Estimate based on coverage reported by national government. GoC=R+ D+
- 2016: DTP1 coverage estimated based on DTP3 coverage of 95. Estimate challenged by: D-R-
- 2015: Estimate based on coverage reported by national government. GoC=R+ S+ D+
- 2014: Estimate based on coverage reported by national government supported by survey. Survey evidence of 96 percent based on 1 survey(s). GoC=R+ S+ D+
- 2013: Estimate based on coverage reported by national government supported by survey. Survey evidence of 93 percent based on 1 survey(s). GoC=R+ S+ D+
- 2012: DTP1 coverage estimated based on DTP3 coverage of 98. Estimate challenged by: R-
- 2011: Estimate based on coverage reported by national government. GoC=R+ S+ D+
- 2010: Estimate based on coverage reported by national government. Belize Multiple Indicator Cluster Survey 2011 results ignored by working group. Multiple vaccine presentations may have compromised the quality of maternal recall. GoC=R+ D+
- 2009: Estimate based on coverage reported by national government. GoC=R+ D+

	2009	2010	2011	2012	2013	2014	2015	2016	2017	2018	2019	2020
Estimate	99	99	98	99	96	96	97	98	89	97	99	79
Estimate GoC	●●	●●	●●●	●	●●●	●●●	●●●	●	●●	●	●●	●●
Official	99	99	98	96	96	96	97	94	89	97	99	79
Administrative	99	99	98	96	96	96	97	94	89	97	99	79
Survey	NA	83.4	NA	NA	92.9	96.2	NA	NA	NA	NA	NA	NA

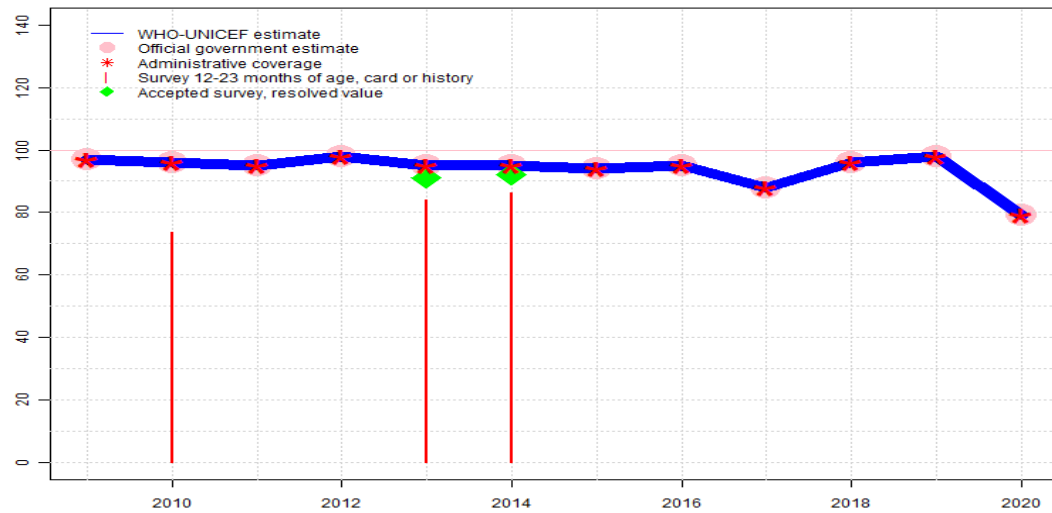
The WHO and UNICEF estimates of national immunization coverage (wuenic) are based on data and information that are of varying, and, in some instances, unknown quality. Beginning with the 2011 revision we describe the grade of confidence (GoC) we have in these estimates. As there is no underlying probability model upon which the estimates are based, we are unable to present classical measures of uncertainty, e.g., confidence intervals. Moreover, we have chosen not to make subjective estimates of plausibility/certainty ranges around the coverage. The GoC reflects the degree of empirical support upon which the estimates are based. It is not a judgment of the quality of data reported by national authorities.

- Estimate is supported by reported data [R+], coverage recalculated with an independent denominator from the World Population Prospects: 2020 revision from the UN Population Division (D+), and at least one supporting survey within 2 years [S+]. While well supported, the estimate still carries a risk of being wrong.
- Estimate is supported by at least one data source; [R+], [S+], or [D+]; and no data source, [R-], [D-], or [S-], challenges the estimate.
- There are no directly supporting data; or data from at least one source; [R-], [D-], [S-]; challenge the estimate.

In all cases these estimates should be used with caution and should be assessed in light of the objective for which they are being used.

Belize - DTP3

BLZ - DTP3



	2009	2010	2011	2012	2013	2014	2015	2016	2017	2018	2019	2020
Estimate	97	96	95	98	95	95	94	95	88	96	98	79
Estimate GoC	●●	●●	●●●	●●●	●●●	●●●	●●●	●●●	●●	●	●●	●●
Official	97	96	95	98	95	95	94	95	88	96	98	79
Administrative	97	96	95	98	95	95	94	95	88	96	98	79
Survey	NA	73.5	NA	NA	84	86.3	NA	NA	NA	NA	NA	NA

The WHO and UNICEF estimates of national immunization coverage (wuenic) are based on data and information that are of varying, and, in some instances, unknown quality. Beginning with the 2011 revision we describe the grade of confidence (GoC) we have in these estimates. As there is no underlying probability model upon which the estimates are based, we are unable to present classical measures of uncertainty, e.g., confidence intervals. Moreover, we have chosen not to make subjective estimates of plausibility/certainty ranges around the coverage. The GoC reflects the degree of empirical support upon which the estimates are based. It is not a judgment of the quality of data reported by national authorities.

- Estimate is supported by reported data [R+], coverage recalculated with an independent denominator from the World Population Prospects: 2020 revision from the UN Population Division (D+), and at least one supporting survey within 2 years [S+]. While well supported, the estimate still carries a risk of being wrong.
- Estimate is supported by at least one data source; [R+], [S+], or [D+]; and no data source, [R-], [D-], or [S-], challenges the estimate.
- There are no directly supporting data; or data from at least one source; [R-], [D-], [S-]; challenge the estimate.

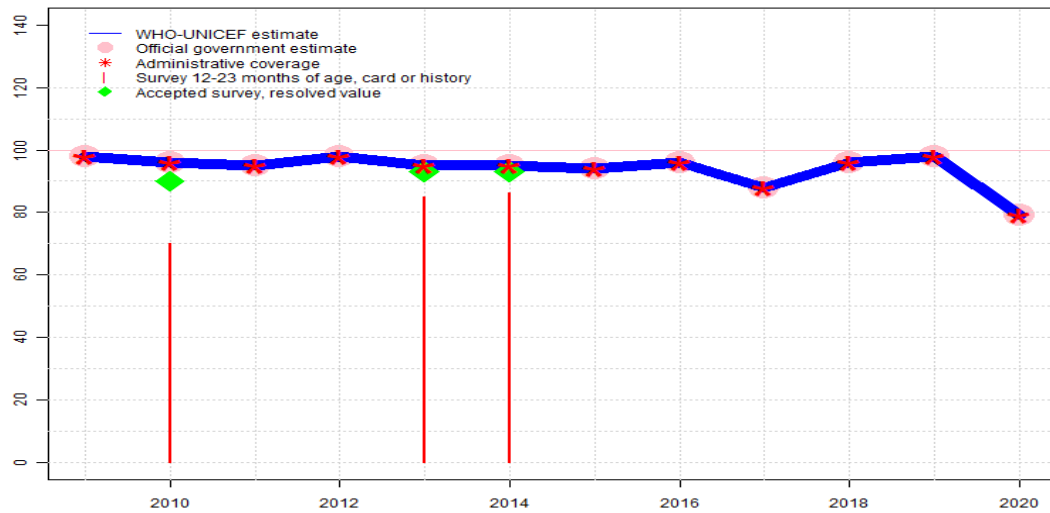
In all cases these estimates should be used with caution and should be assessed in light of the objective for which they are being used.

Description:

- 2020: Estimate based on coverage reported by national government. No nationally representative household survey within the last 5 years. WHO and UNICEF recommend a high-quality survey to confirm reported levels of coverage. Programme notes general decline in reported doses due to COVID-19 related disruptions. GoC=R+ D+
- 2019: Estimate based on coverage reported by national government. GoC=R+ D+
- 2018: Estimate based on coverage reported by national government. Estimate challenged by: D-
- 2017: Estimate based on coverage reported by national government. GoC=R+ D+
- 2016: Estimate based on coverage reported by national government. GoC=R+ S+ D+
- 2015: Estimate based on coverage reported by national government. GoC=R+ S+ D+
- 2014: Estimate based on coverage reported by national government supported by survey. Survey evidence of 92 percent based on 1 survey(s). Belize Multiple Indicator Cluster Survey 2015-2016 card or history results of 86 percent modified for recall bias to 92 percent based on 1st dose card or history coverage of 96 percent, 1st dose card only coverage of 76 percent and 3rd dose card only coverage of 73 percent. GoC=R+ S+ D+
- 2013: Estimate based on coverage reported by national government supported by survey. Survey evidence of 91 percent based on 1 survey(s). Belize Multiple Indicator Cluster Survey 2015-2016 card or history results of 84 percent modified for recall bias to 91 percent based on 1st dose card or history coverage of 93 percent, 1st dose card only coverage of 73 percent and 3rd dose card only coverage of 72 percent. GoC=R+ S+ D+
- 2012: Estimate based on coverage reported by national government. GoC=R+ S+ D+
- 2011: Estimate based on coverage reported by national government. GoC=R+ S+ D+
- 2010: Estimate based on coverage reported by national government. Belize Multiple Indicator Cluster Survey 2011 results ignored by working group. Multiple vaccine presentations may have compromised a quality of maternal recall. Belize Multiple Indicator Cluster Survey 2011 card or history results of 74 percent modified for recall bias to 78 percent based on 1st dose card or history coverage of 83 percent, 1st dose card only coverage of 78 percent and 3rd dose card only coverage of 72 percent. GoC=R+ D+
- 2009: Estimate based on coverage reported by national government. GoC=R+ D+

Belize - Pol3

BLZ - Pol3



	2009	2010	2011	2012	2013	2014	2015	2016	2017	2018	2019	2020
Estimate	98	96	95	98	95	95	94	96	88	96	98	79
Estimate GoC	●●●	●●●	●●●	●●●	●●●	●●●	●●●	●	●●	●	●●	●●
Official	98	96	95	98	95	95	94	96	88	96	98	79
Administrative	98	96	95	98	95	95	94	96	88	96	98	79
Survey	NA	70	NA	NA	85.1	86.2	NA	NA	NA	NA	NA	NA

The WHO and UNICEF estimates of national immunization coverage (wuenic) are based on data and information that are of varying, and, in some instances, unknown quality. Beginning with the 2011 revision we describe the grade of confidence (GoC) we have in these estimates. As there is no underlying probability model upon which the estimates are based, we are unable to present classical measures of uncertainty, e.g., confidence intervals. Moreover, we have chosen not to make subjective estimates of plausibility/certainty ranges around the coverage. The GoC reflects the degree of empirical support upon which the estimates are based. It is not a judgment of the quality of data reported by national authorities.

- Estimate is supported by reported data [R+], coverage recalculated with an independent denominator from the World Population Prospects: 2020 revision from the UN Population Division (D+), and at least one supporting survey within 2 years [S+]. While well supported, the estimate still carries a risk of being wrong.
- Estimate is supported by at least one data source; [R+], [S+], or [D+]; and no data source, [R-], [D-], or [S-], challenges the estimate.
- There are no directly supporting data; or data from at least one source; [R-], [D-], [S-]; challenge the estimate.

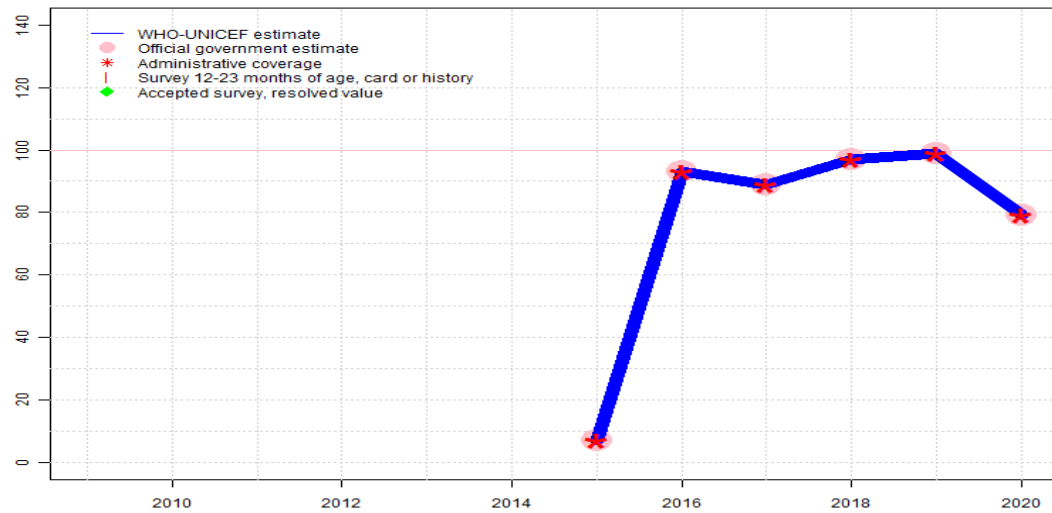
In all cases these estimates should be used with caution and should be assessed in light of the objective for which they are being used.

Description:

- 2020: Estimate based on coverage reported by national government. No nationally representative household survey within the last 5 years. WHO and UNICEF recommend a high-quality survey to confirm reported levels of coverage. Programme notes general decline in reported doses due to COVID-19 related disruptions. GoC=R+ D+
- 2019: Estimate based on coverage reported by national government. GoC=R+ D+
- 2018: Estimate based on coverage reported by national government. Estimate challenged by: D-
- 2017: Estimate based on coverage reported by national government. GoC=R+ D+
- 2016: Estimate based on coverage reported by national government. Estimate challenged by: D-
- 2015: Estimate based on coverage reported by national government. GoC=R+ S+ D+
- 2014: Estimate based on coverage reported by national government supported by survey. Survey evidence of 93 percent based on 1 survey(s). Belize Multiple Indicator Cluster Survey 2015-2016 card or history results of 86 percent modified for recall bias to 93 percent based on 1st dose card or history coverage of 98 percent, 1st dose card only coverage of 75 percent and 3rd dose card only coverage of 72 percent. GoC=R+ S+ D+
- 2013: Estimate based on coverage reported by national government supported by survey. Survey evidence of 93 percent based on 1 survey(s). Belize Multiple Indicator Cluster Survey 2015-2016 card or history results of 85 percent modified for recall bias to 93 percent based on 1st dose card or history coverage of 94 percent, 1st dose card only coverage of 73 percent and 3rd dose card only coverage of 71 percent. GoC=R+ S+ D+
- 2012: Estimate based on coverage reported by national government. GoC=R+ S+ D+
- 2011: Estimate based on coverage reported by national government. GoC=R+ S+ D+
- 2010: Estimate based on coverage reported by national government supported by survey. Survey evidence of 90 percent based on 1 survey(s). Belize Multiple Indicator Cluster Survey 2011 card or history results of 70 percent modified for recall bias to 90 percent based on 1st dose card or history coverage of 97 percent, 1st dose card only coverage of 75 percent and 3rd dose card only coverage of 69 percent. GoC=R+ S+ D+
- 2009: Estimate based on coverage reported by national government. GoC=R+ S+ D+

Belize - IPV1

BLZ - IPV1



Description:

Estimates for a dose of inactivated polio vaccine (IPV) begin in 2015 following the Global Polio Eradication Initiative's Polio Eradication and Endgame Strategic Plan: 2013-2018 which recommended at least one full dose or two fractional doses of IPV into routine immunization schedules as a strategy to mitigate the potential consequences should any re-emergence of type 2 poliovirus occur following the planned withdrawal of Sabin type 2 strains from oral polio vaccine (OPV).

2020: Estimate based on coverage reported by national government. No nationally representative household survey within the last 5 years. WHO and UNICEF recommend a high-quality survey to confirm reported levels of coverage. Programme notes general decline in reported doses due to COVID-19 related disruptions. GoC=R+ D+

2019: Estimate based on coverage reported by national government. GoC=R+ D+

2018: Estimate based on coverage reported by national government. Estimate challenged by: D-

2017: Estimate based on coverage reported by national government. GoC=R+ D+

2016: Estimate based on coverage reported by national government. Inactivated polio vaccine introduced in 2015 and fully rolled-out in 2016. GoC=R+ D+

2015: Estimate based on coverage reported by national government. GoC=R+ D+

	2009	2010	2011	2012	2013	2014	2015	2016	2017	2018	2019	2020
Estimate	NA	NA	NA	NA	NA	NA	7	93	89	97	99	79
Estimate GoC	NA	NA	NA	NA	NA	NA	••	••	••	•	••	••
Official	NA	NA	NA	NA	NA	NA	7	93	89	97	99	79
Administrative	NA	NA	NA	NA	NA	NA	7	93	89	97	99	79
Survey	NA	NA	NA	NA	NA	NA	NA	NA	NA	NA	NA	NA

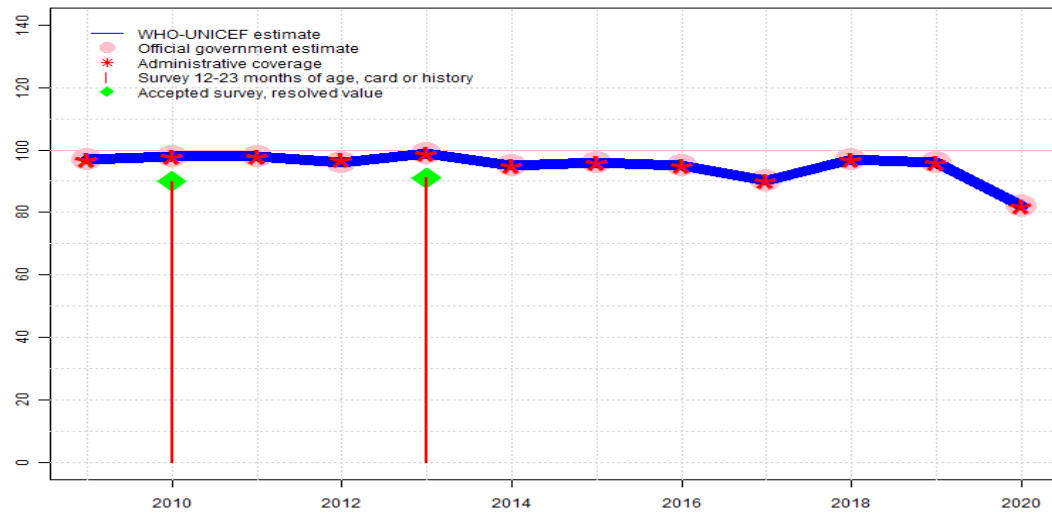
The WHO and UNICEF estimates of national immunization coverage (wuenic) are based on data and information that are of varying, and, in some instances, unknown quality. Beginning with the 2011 revision we describe the grade of confidence (GoC) we have in these estimates. As there is no underlying probability model upon which the estimates are based, we are unable to present classical measures of uncertainty, e.g., confidence intervals. Moreover, we have chosen not to make subjective estimates of plausibility/certainty ranges around the coverage. The GoC reflects the degree of empirical support upon which the estimates are based. It is not a judgment of the quality of data reported by national authorities.

- Estimate is supported by reported data [R+], coverage recalculated with an independent denominator from the World Population Prospects: 2020 revision from the UN Population Division (D+), and at least one supporting survey within 2 years [S+]. While well supported, the estimate still carries a risk of being wrong.
- Estimate is supported by at least one data source; [R+], [S+], or [D+]; and no data source, [R-], [D-], or [S-], challenges the estimate.
- There are no directly supporting data; or data from at least one source; [R-], [D-], [S-]; challenge the estimate.

In all cases these estimates should be used with caution and should be assessed in light of the objective for which they are being used.

Belize - MCV1

BLZ - MCV1



Description:

- 2020: Estimate based on coverage reported by national government. No nationally representative household survey within the last 5 years. WHO and UNICEF recommend a high-quality survey to confirm reported levels of coverage. Programme notes general decline in reported doses due to COVID-19 related disruptions. GoC=R+ D+
- 2019: Estimate based on coverage reported by national government. GoC=R+ D+
- 2018: Estimate based on coverage reported by national government. Estimate challenged by: D-
- 2017: Estimate based on coverage reported by national government. GoC=R+ D+
- 2016: Estimate based on coverage reported by national government. Estimate challenged by: D-
- 2015: Estimate based on coverage reported by national government. GoC=R+ S+ D+
- 2014: Estimate based on coverage reported by national government. GoC=R+ S+ D+
- 2013: Estimate based on coverage reported by national government supported by survey. Survey evidence of 91 percent based on 1 survey(s). GoC=R+ S+ D+
- 2012: Estimate based on coverage reported by national government. GoC=R+ S+ D+
- 2011: Estimate based on coverage reported by national government. GoC=R+ S+ D+
- 2010: Estimate based on coverage reported by national government supported by survey. Survey evidence of 90 percent based on 1 survey(s). GoC=R+ S+ D+
- 2009: Estimate based on coverage reported by national government. GoC=R+ S+ D+

	2009	2010	2011	2012	2013	2014	2015	2016	2017	2018	2019	2020
Estimate	97	98	98	96	99	95	96	95	90	97	96	82
Estimate GoC	●●●	●●●	●●●	●●●	●●●	●●●	●●●	●	●●	●	●●	●●
Official	97	98	98	96	99	95	96	95	90	97	96	82
Administrative	97	98	98	97	99	95	96	95	90	97	96	82
Survey	NA	89.8	NA	NA	91	NA	NA	NA	NA	NA	NA	NA

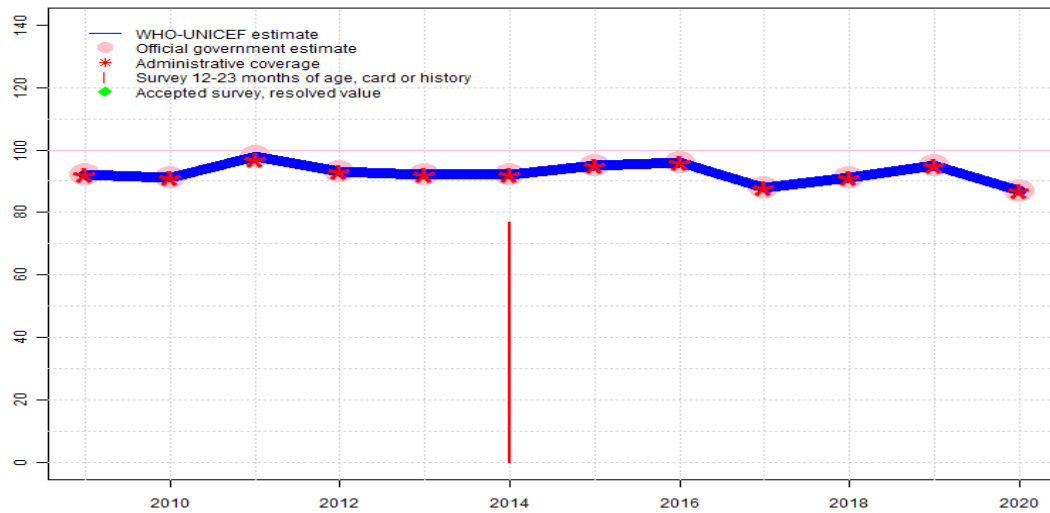
The WHO and UNICEF estimates of national immunization coverage (wuenic) are based on data and information that are of varying, and, in some instances, unknown quality. Beginning with the 2011 revision we describe the grade of confidence (GoC) we have in these estimates. As there is no underlying probability model upon which the estimates are based, we are unable to present classical measures of uncertainty, e.g., confidence intervals. Moreover, we have chosen not to make subjective estimates of plausibility/certainty ranges around the coverage. The GoC reflects the degree of empirical support upon which the estimates are based. It is not a judgment of the quality of data reported by national authorities.

- Estimate is supported by reported data [R+], coverage recalculated with an independent denominator from the World Population Prospects: 2020 revision from the UN Population Division (D+), and at least one supporting survey within 2 years [S+]. While well supported, the estimate still carries a risk of being wrong.
- Estimate is supported by at least one data source; [R+], [S+], or [D+]; and no data source, [R-], [D-], or [S-], challenges the estimate.
- There are no directly supporting data; or data from at least one source; [R-], [D-], [S-]; challenge the estimate.

In all cases these estimates should be used with caution and should be assessed in light of the objective for which they are being used.

Belize - MCV2

BLZ - MCV2



Description:

Coverage estimates for the second dose of measles containing vaccine are for children by the nationally recommended age.

2020: Estimate based on coverage reported by national government. No nationally representative household survey within the last 5 years. WHO and UNICEF recommend a high-quality survey to confirm reported levels of coverage. Programme notes general decline in reported doses due to COVID-19 related disruptions. GoC=R+ D+

2019: Estimate based on coverage reported by national government. GoC=R+ D+

2018: Estimate based on coverage reported by national government. Estimate challenged by: D-

2017: Estimate based on coverage reported by national government. GoC=R+ D+

2016: Estimate based on coverage reported by national government. Recommended age for MMR2 changed from 24 months to 18 months. GoC=R+ D+

2015: Estimate based on coverage reported by national government. GoC=R+ D+

2014: Estimate based on coverage reported by national government. Belize Multiple Indicator Cluster Survey 2015-2016 results ignored by working group. Recommended age for MMR2 is 2 years and therefore survey results for 24-35 months may underestimate the coverage. GoC=R+ D+

2013: Estimate based on coverage reported by national government. GoC=R+ D+

2012: Estimate based on coverage reported by national government. GoC=R+ D+

2011: Estimate based on coverage reported by national government. GoC=R+ D+

2010: Estimate based on coverage reported by national government. GoC=R+ D+

2009: Estimate based on coverage reported by national government. GoC=R+ D+

	2009	2010	2011	2012	2013	2014	2015	2016	2017	2018	2019	2020
Estimate	92	91	98	93	92	92	95	96	88	91	95	87
Estimate GoC	●●	●●	●●	●●	●●	●●	●●	●●	●●	●	●●	●●
Official	92	91	98	93	92	92	95	96	88	91	95	87
Administrative	92	91	97	93	92	92	95	96	88	91	95	87
Survey	NA	NA	NA	NA	NA	76.8	NA	NA	NA	NA	NA	NA

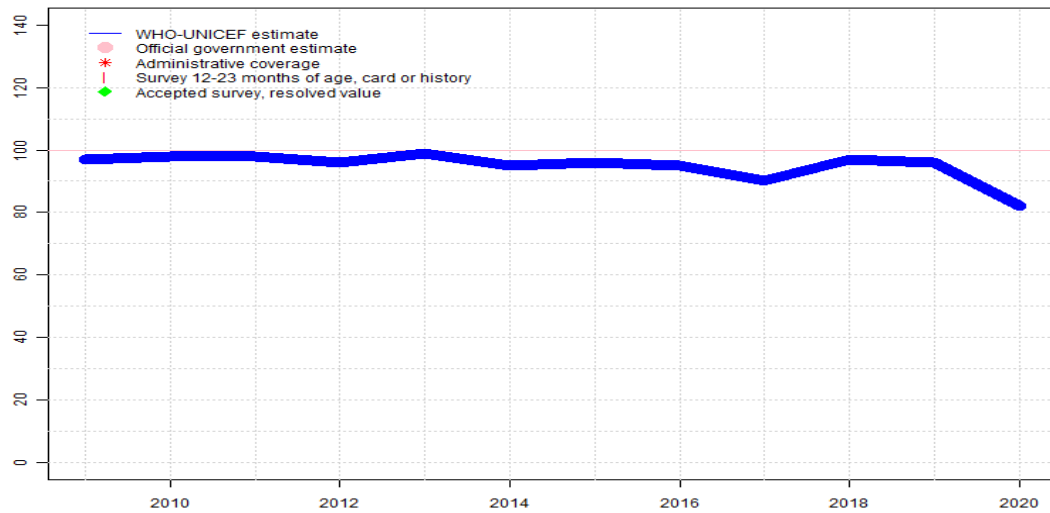
The WHO and UNICEF estimates of national immunization coverage (wuenic) are based on data and information that are of varying, and, in some instances, unknown quality. Beginning with the 2011 revision we describe the grade of confidence (GoC) we have in these estimates. As there is no underlying probability model upon which the estimates are based, we are unable to present classical measures of uncertainty, e.g., confidence intervals. Moreover, we have chosen not to make subjective estimates of plausibility/certainty ranges around the coverage. The GoC reflects the degree of empirical support upon which the estimates are based. It is not a judgment of the quality of data reported by national authorities.

- Estimate is supported by reported data [R+], coverage recalculated with an independent denominator from the World Population Prospects: 2020 revision from the UN Population Division (D+), and at least one supporting survey within 2 years [S+]. While well supported, the estimate still carries a risk of being wrong.
- Estimate is supported by at least one data source; [R+], [S+], or [D+]; and no data source, [R-], [D-], or [S-], challenges the estimate.
- There are no directly supporting data; or data from at least one source; [R-], [D-], [S-]; challenge the estimate.

In all cases these estimates should be used with caution and should be assessed in light of the objective for which they are being used.

Belize - RCV1

BLZ - RCV1



Description:

For this revision, coverage estimates for the first dose of rubella containing vaccine are based on WHO and UNICEF estimates of coverage of measles containing vaccine. Nationally reported coverage of rubella containing vaccine is not taken into consideration nor are they represented in the the accompanying graph and data table.

2020: Estimate based on estimated MCV1. No nationally representative household survey within the last 5 years. WHO and UNICEF recommend a high-quality survey to confirm reported levels of coverage. Programme notes general decline in reported doses due to COVID-19 related disruptions. GoC=R+ D+

2019: Estimate based on estimated MCV1. GoC=R+ D+

2018: Estimate based on estimated MCV1. Estimate challenged by: D-

2017: Estimate based on estimated MCV1. GoC=R+ D+

2016: Estimate based on estimated MCV1. Estimate challenged by: D-

2015: Estimate based on estimated MCV1. GoC=R+ S+ D+

2014: Estimate based on estimated MCV1. GoC=R+ S+ D+

2013: Estimate based on estimated MCV1. GoC=R+ S+ D+

2012: Estimate based on estimated MCV1. GoC=R+ S+ D+

2011: Estimate based on estimated MCV1. GoC=R+ S+ D+

2010: Estimate based on estimated MCV1. GoC=R+ S+ D+

2009: Estimate based on estimated MCV1. GoC=R+ S+ D+

	2009	2010	2011	2012	2013	2014	2015	2016	2017	2018	2019	2020
Estimate	97	98	98	96	99	95	96	95	90	97	96	82
Estimate GoC	●●●	●●●	●●●	●●●	●●●	●●●	●●●	●	●●	●	●●	●●
Official	NA	NA	NA	NA	NA	NA	NA	NA	NA	NA	NA	NA
Administrative	NA	NA	NA	NA	NA	NA	NA	NA	NA	NA	NA	NA
Survey	NA	NA	NA	NA	NA	NA	NA	NA	NA	NA	NA	NA

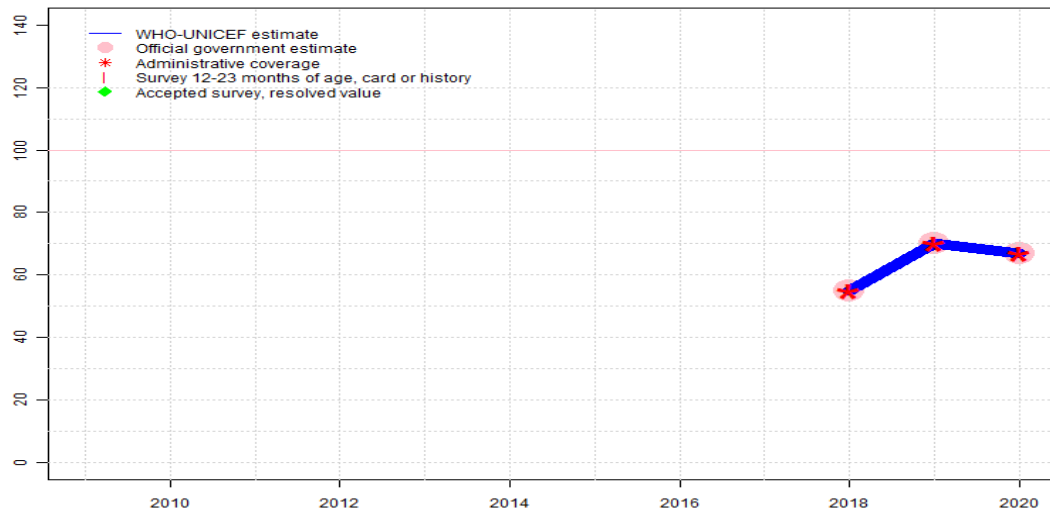
The WHO and UNICEF estimates of national immunization coverage (wuenic) are based on data and information that are of varying, and, in some instances, unknown quality. Beginning with the 2011 revision we describe the grade of confidence (GoC) we have in these estimates. As there is no underlying probability model upon which the estimates are based, we are unable to present classical measures of uncertainty, e.g., confidence intervals. Moreover, we have chosen not to make subjective estimates of plausibility/certainty ranges around the coverage. The GoC reflects the degree of empirical support upon which the estimates are based. It is not a judgment of the quality of data reported by national authorities.

- Estimate is supported by reported data [R+], coverage recalculated with an independent denominator from the World Population Prospects: 2020 revision from the UN Population Division (D+), and at least one supporting survey within 2 years [S+]. While well supported, the estimate still carries a risk of being wrong.
- Estimate is supported by at least one data source; [R+], [S+], or [D+]; and no data source, [R-], [D-], or [S-], challenges the estimate.
- There are no directly supporting data; or data from at least one source; [R-], [D-], [S-]; challenge the estimate.

In all cases these estimates should be used with caution and should be assessed in light of the objective for which they are being used.

Belize - HepBB

BLZ - HepBB



Description:

- 2020: Estimate based on coverage reported by national government. No nationally representative household survey within the last 5 years. WHO and UNICEF recommend a high-quality survey to confirm reported levels of coverage. Programme notes general decline in reported doses due to COVID-19 related disruptions. GoC=R+ D+
- 2019: Estimate based on coverage reported by national government. . GoC=R+ D+
- 2018: Estimate based on coverage reported by national government. Hepatitis B birth dose introduced during February 2018. GoC=R+ D+

	2009	2010	2011	2012	2013	2014	2015	2016	2017	2018	2019	2020
Estimate	NA	NA	NA	NA	NA	NA	NA	NA	NA	55	70	67
Estimate GoC	NA	NA	NA	NA	NA	NA	NA	NA	NA	••	••	••
Official	NA	NA	NA	NA	NA	NA	NA	NA	NA	55	70	67
Administrative	NA	NA	NA	NA	NA	NA	NA	NA	NA	55	70	67
Survey	NA	NA	NA	NA	NA	NA	NA	NA	NA	NA	NA	NA

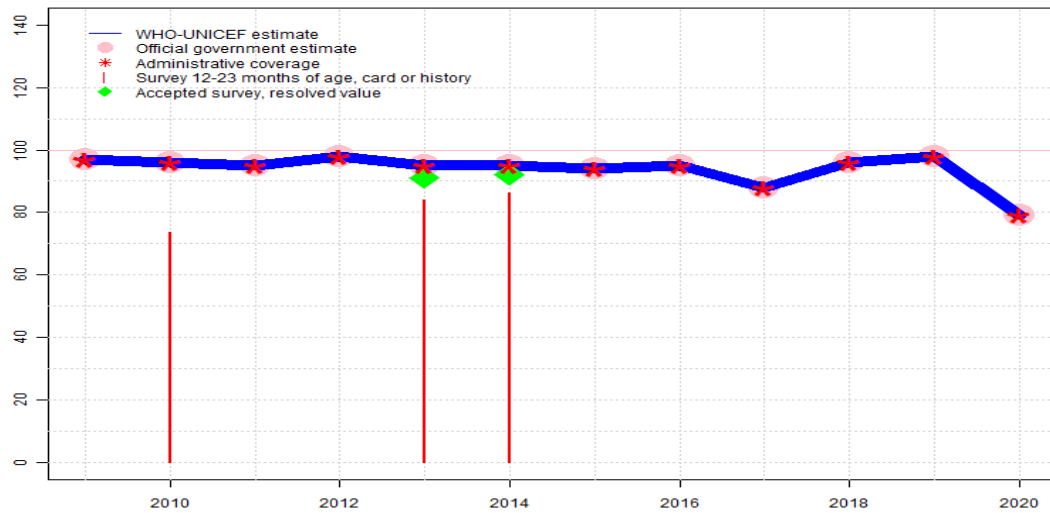
The WHO and UNICEF estimates of national immunization coverage (wuenic) are based on data and information that are of varying, and, in some instances, unknown quality. Beginning with the 2011 revision we describe the grade of confidence (GoC) we have in these estimates. As there is no underlying probability model upon which the estimates are based, we are unable to present classical measures of uncertainty, e.g., confidence intervals. Moreover, we have chosen not to make subjective estimates of plausibility/certainty ranges around the coverage. The GoC reflects the degree of empirical support upon which the estimates are based. It is not a judgment of the quality of data reported by national authorities.

- Estimate is supported by reported data [R+], coverage recalculated with an independent denominator from the World Population Prospects: 2020 revision from the UN Population Division (D+), and at least one supporting survey within 2 years [S+]. While well supported, the estimate still carries a risk of being wrong.
- Estimate is supported by at least one data source; [R+], [S+], or [D+]; and no data source, [R-], [D-], or [S-], challenges the estimate.
- There are no directly supporting data; or data from at least one source; [R-], [D-], [S-]; challenge the estimate.

In all cases these estimates should be used with caution and should be assessed in light of the objective for which they are being used.

Belize - HepB3

BLZ - HepB3



Description:

- 2020: Estimate based on coverage reported by national government. No nationally representative household survey within the last 5 years. WHO and UNICEF recommend a high-quality survey to confirm reported levels of coverage. Programme notes general decline in reported doses due to COVID-19 related disruptions. GoC=R+ D+
- 2019: Estimate based on coverage reported by national government. GoC=R+ D+
- 2018: Estimate based on coverage reported by national government. Estimate challenged by: D-
- 2017: Estimate based on coverage reported by national government. GoC=R+ D+
- 2016: Estimate based on coverage reported by national government. GoC=R+ S+ D+
- 2015: Estimate based on coverage reported by national government. GoC=R+ S+ D+
- 2014: Estimate based on coverage reported by national government supported by survey. Survey evidence of 92 percent based on 1 survey(s). Belize Multiple Indicator Cluster Survey 2015-2016 card or history results of 86 percent modified for recall bias to 92 percent based on 1st dose card or history coverage of 96 percent, 1st dose card only coverage of 76 percent and 3rd dose card only coverage of 73 percent. GoC=R+ S+ D+
- 2013: Estimate based on coverage reported by national government supported by survey. Survey evidence of 91 percent based on 1 survey(s). Belize Multiple Indicator Cluster Survey 2015-2016 card or history results of 84 percent modified for recall bias to 91 percent based on 1st dose card or history coverage of 93 percent, 1st dose card only coverage of 73 percent and 3rd dose card only coverage of 72 percent. GoC=R+ S+ D+
- 2012: Estimate based on reported data. GoC=R+ S+ D+
- 2011: Estimate based on reported data. GoC=R+ S+ D+
- 2010: Estimate based on reported data. Belize Multiple Indicator Cluster Survey 2011 results ignored by working group. Multiple vaccine presentations may have compromised a quality of maternal recall. Belize Multiple Indicator Cluster Survey 2011 card or history results of 74 percent modified for recall bias to 78 percent based on 1st dose card or history coverage of 84 percent, 1st dose card only coverage of 77 percent and 3rd dose card only coverage of 72 percent. GoC=R+ D+
- 2009: Estimate based on reported data. GoC=R+ D+

	2009	2010	2011	2012	2013	2014	2015	2016	2017	2018	2019	2020
Estimate	97	96	95	98	95	95	94	95	88	96	98	79
Estimate GoC	●●	●●	●●●	●●●	●●●	●●●	●●●	●●●	●●	●	●●	●●
Official	97	96	95	98	95	95	94	95	88	96	98	79
Administrative	97	96	95	98	95	95	94	95	88	96	98	79
Survey	NA	73.7	NA	NA	84	86.3	NA	NA	NA	NA	NA	NA

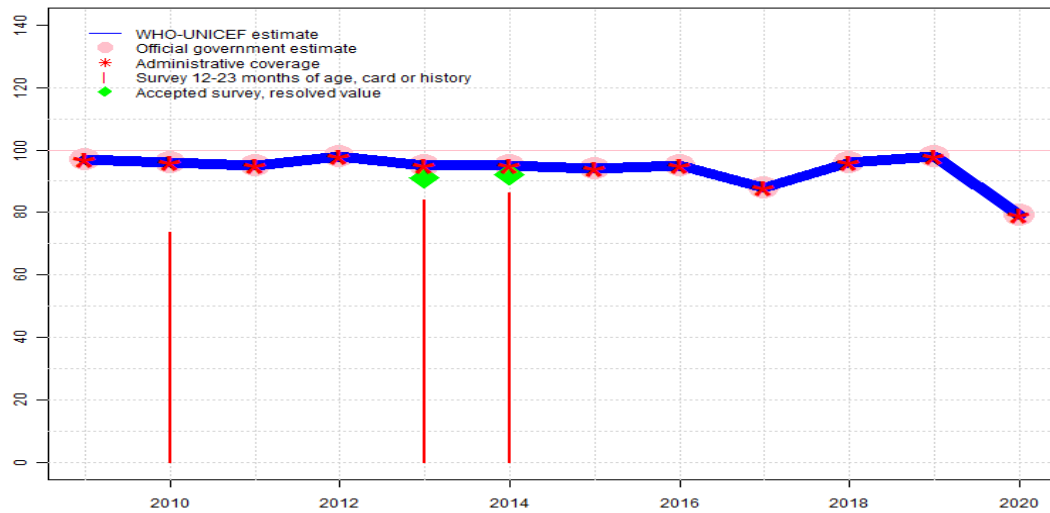
The WHO and UNICEF estimates of national immunization coverage (wuenic) are based on data and information that are of varying, and, in some instances, unknown quality. Beginning with the 2011 revision we describe the grade of confidence (GoC) we have in these estimates. As there is no underlying probability model upon which the estimates are based, we are unable to present classical measures of uncertainty, e.g., confidence intervals. Moreover, we have chosen not to make subjective estimates of plausibility/certainty ranges around the coverage. The GoC reflects the degree of empirical support upon which the estimates are based. It is not a judgment of the quality of data reported by national authorities.

- Estimate is supported by reported data [R+], coverage recalculated with an independent denominator from the World Population Prospects: 2020 revision from the UN Population Division (D+), and at least one supporting survey within 2 years [S+]. While well supported, the estimate still carries a risk of being wrong.
- Estimate is supported by at least one data source; [R+], [S+], or [D+]; and no data source, [R-], [D-], or [S-], challenges the estimate.
- There are no directly supporting data; or data from at least one source; [R-], [D-], [S-]; challenge the estimate.

In all cases these estimates should be used with caution and should be assessed in light of the objective for which they are being used.

Belize - Hib3

BLZ - Hib3



	2009	2010	2011	2012	2013	2014	2015	2016	2017	2018	2019	2020
Estimate	97	96	95	98	95	95	94	95	88	96	98	79
Estimate GoC	●●	●●	●●●	●●●	●●●	●●●	●●●	●●●	●●	●	●●	●●
Official	97	96	95	98	95	95	94	95	88	96	98	79
Administrative	97	96	95	98	95	95	94	95	88	96	98	79
Survey	NA	73.5	NA	NA	84	86.3	NA	NA	NA	NA	NA	NA

The WHO and UNICEF estimates of national immunization coverage (wuenic) are based on data and information that are of varying, and, in some instances, unknown quality. Beginning with the 2011 revision we describe the grade of confidence (GoC) we have in these estimates. As there is no underlying probability model upon which the estimates are based, we are unable to present classical measures of uncertainty, e.g., confidence intervals. Moreover, we have chosen not to make subjective estimates of plausibility/certainty ranges around the coverage. The GoC reflects the degree of empirical support upon which the estimates are based. It is not a judgment of the quality of data reported by national authorities.

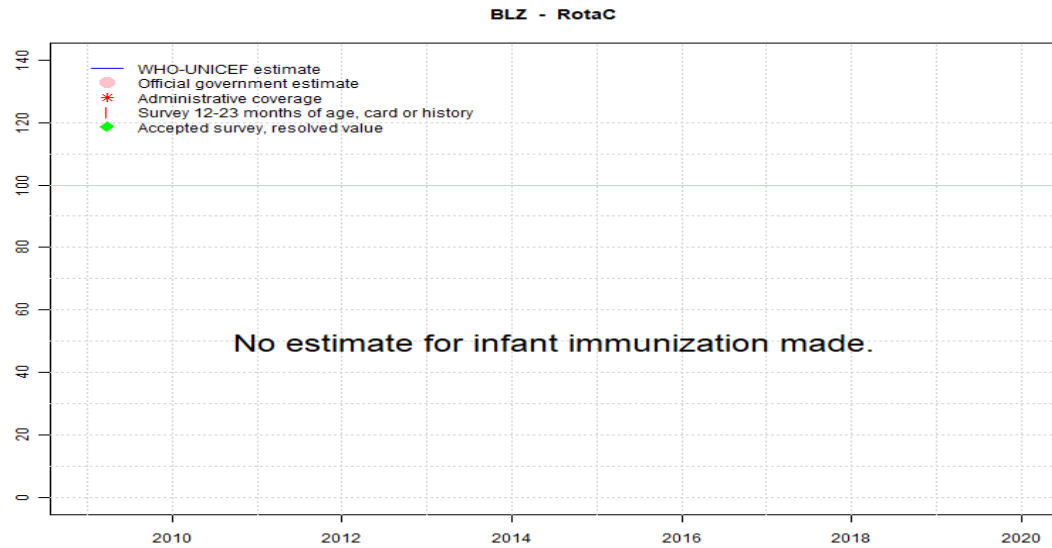
- Estimate is supported by reported data [R+], coverage recalculated with an independent denominator from the World Population Prospects: 2020 revision from the UN Population Division (D+), and at least one supporting survey within 2 years [S+]. While well supported, the estimate still carries a risk of being wrong.
- Estimate is supported by at least one data source; [R+], [S+], or [D+]; and no data source, [R-], [D-], or [S-], challenges the estimate.
- There are no directly supporting data; or data from at least one source; [R-], [D-], [S-]; challenge the estimate.

In all cases these estimates should be used with caution and should be assessed in light of the objective for which they are being used.

Description:

- 2020: Estimate based on coverage reported by national government. No nationally representative household survey within the last 5 years. WHO and UNICEF recommend a high-quality survey to confirm reported levels of coverage. Programme notes general decline in reported doses due to COVID-19 related disruptions. GoC=R+ D+
- 2019: Estimate based on coverage reported by national government. GoC=R+ D+
- 2018: Estimate based on coverage reported by national government. Estimate challenged by: D-
- 2017: Estimate based on coverage reported by national government. GoC=R+ D+
- 2016: Estimate based on coverage reported by national government. GoC=R+ S+ D+
- 2015: Estimate based on coverage reported by national government. GoC=R+ S+ D+
- 2014: Estimate based on coverage reported by national government supported by survey. Survey evidence of 92 percent based on 1 survey(s). Belize Multiple Indicator Cluster Survey 2015-2016 card or history results of 86 percent modified for recall bias to 92 percent based on 1st dose card or history coverage of 96 percent, 1st dose card only coverage of 76 percent and 3rd dose card only coverage of 73 percent. GoC=R+ S+ D+
- 2013: Estimate based on coverage reported by national government supported by survey. Survey evidence of 91 percent based on 1 survey(s). Belize Multiple Indicator Cluster Survey 2015-2016 card or history results of 84 percent modified for recall bias to 91 percent based on 1st dose card or history coverage of 93 percent, 1st dose card only coverage of 73 percent and 3rd dose card only coverage of 72 percent. GoC=R+ S+ D+
- 2012: Estimate based on reported data. GoC=R+ S+ D+
- 2011: Estimate based on reported data. GoC=R+ S+ D+
- 2010: Estimate based on reported data. Belize Multiple Indicator Cluster Survey 2011 results ignored by working group. Multiple vaccine presentations may have compromised a quality of maternal recall. Belize Multiple Indicator Cluster Survey 2011 card or history results of 74 percent modified for recall bias to 78 percent based on 1st dose card or history coverage of 84 percent, 1st dose card only coverage of 78 percent and 3rd dose card only coverage of 72 percent. GoC=R+ D+
- 2009: Estimate based on reported data. GoC=R+ D+

Belize - RotaC



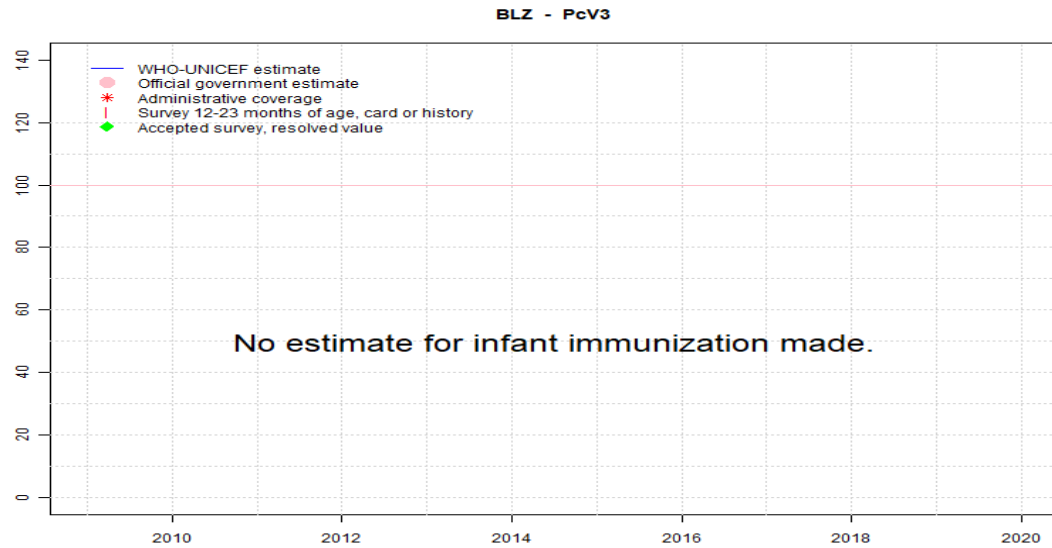
	2009	2010	2011	2012	2013	2014	2015	2016	2017	2018	2019	2020
Estimate	NA	NA	NA	NA	NA	NA	NA	NA	NA	NA	NA	NA
Estimate GoC	NA	NA	NA	NA	NA	NA	NA	NA	NA	NA	NA	NA
Official	NA	NA	NA	NA	NA	NA	NA	NA	NA	NA	NA	NA
Administrative	NA	NA	NA	NA	NA	NA	NA	NA	NA	NA	NA	NA
Survey	NA	NA	NA	NA	NA	NA	NA	NA	NA	NA	NA	NA

The WHO and UNICEF estimates of national immunization coverage (wuenic) are based on data and information that are of varying, and, in some instances, unknown quality. Beginning with the 2011 revision we describe the grade of confidence (GoC) we have in these estimates. As there is no underlying probability model upon which the estimates are based, we are unable to present classical measures of uncertainty, e.g., confidence intervals. Moreover, we have chosen not to make subjective estimates of plausibility/certainty ranges around the coverage. The GoC reflects the degree of empirical support upon which the estimates are based. It is not a judgment of the quality of data reported by national authorities.

- Estimate is supported by reported data [R+], coverage recalculated with an independent denominator from the World Population Prospects: 2020 revision from the UN Population Division (D+), and at least one supporting survey within 2 years [S+]. While well supported, the estimate still carries a risk of being wrong.
- Estimate is supported by at least one data source; [R+], [S+], or [D+]; and no data source, [R-], [D-], or [S-], challenges the estimate.
- There are no directly supporting data; or data from at least one source; [R-], [D-], [S-]; challenge the estimate.

In all cases these estimates should be used with caution and should be assessed in light of the objective for which they are being used.

Belize - PcV3



	2009	2010	2011	2012	2013	2014	2015	2016	2017	2018	2019	2020
Estimate	NA	NA	NA	NA	NA	NA	NA	NA	NA	NA	NA	NA
Estimate GoC	NA	NA	NA	NA	NA	NA	NA	NA	NA	NA	NA	NA
Official	NA	NA	NA	NA	NA	NA	NA	NA	NA	NA	NA	NA
Administrative	NA	NA	NA	NA	NA	NA	NA	NA	NA	NA	NA	NA
Survey	NA	NA	NA	NA	NA	NA	NA	NA	NA	NA	NA	NA

The WHO and UNICEF estimates of national immunization coverage (wuenic) are based on data and information that are of varying, and, in some instances, unknown quality. Beginning with the 2011 revision we describe the grade of confidence (GoC) we have in these estimates. As there is no underlying probability model upon which the estimates are based, we are unable to present classical measures of uncertainty, e.g., confidence intervals. Moreover, we have chosen not to make subjective estimates of plausibility/certainty ranges around the coverage. The GoC reflects the degree of empirical support upon which the estimates are based. It is not a judgment of the quality of data reported by national authorities.

- Estimate is supported by reported data [R+], coverage recalculated with an independent denominator from the World Population Prospects: 2020 revision from the UN Population Division (D+), and at least one supporting survey within 2 years [S+]. While well supported, the estimate still carries a risk of being wrong.
- Estimate is supported by at least one data source; [R+], [S+], or [D+]; and no data source, [R-], [D-], or [S-], challenges the estimate.
- There are no directly supporting data; or data from at least one source; [R-], [D-], [S-]; challenge the estimate.

In all cases these estimates should be used with caution and should be assessed in light of the objective for which they are being used.

Belize - survey details

2014 Belize Multiple Indicator Cluster Survey 2015-2016

Vaccine	Confirmation method	Coverage	Age cohort	Sample	Cards seen
BCG	C or H <12 months	97.6	12-23 m	500	76
BCG	Card	74.4	12-23 m	500	76
BCG	Card or History	97.6	12-23 m	500	76
BCG	History	23.2	12-23 m	500	76
DTP1	C or H <12 months	96	12-23 m	500	76
DTP1	Card	76.3	12-23 m	500	76
DTP1	Card or History	96.2	12-23 m	500	76
DTP1	History	19.9	12-23 m	500	76
DTP3	C or H <12 months	83.4	12-23 m	500	76
DTP3	Card	72.8	12-23 m	500	76
DTP3	Card or History	86.3	12-23 m	500	76
DTP3	History	13.5	12-23 m	500	76
HepB1	C or H <12 months	96	12-23 m	500	76
HepB1	Card	76.3	12-23 m	500	76
HepB1	Card or History	96.2	12-23 m	500	76
HepB1	History	19.9	12-23 m	500	76
HepB3	C or H <12 months	83.4	12-23 m	500	76
HepB3	Card	72.8	12-23 m	500	76
HepB3	Card or History	86.3	12-23 m	500	76
HepB3	History	13.5	12-23 m	500	76
Hib1	C or H <12 months	96	12-23 m	500	76
Hib1	Card	76.3	12-23 m	500	76
Hib1	Card or History	96.2	12-23 m	500	76
Hib1	History	19.9	12-23 m	500	76
Hib3	C or H <12 months	83.4	12-23 m	500	76
Hib3	Card	72.8	12-23 m	500	76
Hib3	Card or History	86.3	12-23 m	500	76
Hib3	History	13.5	12-23 m	500	76
MCV2	C or H <24 months	59.5	24-35 m	522	76
MCV2	Card	60.9	24-35 m	522	76
MCV2	Card or History	76.8	24-35 m	522	76
MCV2	History	15.8	24-35 m	522	76
Pol1	C or H <12 months	97.4	12-23 m	500	76
Pol1	Card	75.1	12-23 m	500	76
Pol1	Card or History	97.6	12-23 m	500	76
Pol1	History	22.5	12-23 m	500	76
Pol3	C or H <12 months	83.1	12-23 m	500	76

Pol3	Card	71.7	12-23 m	500	76
Pol3	Card or History	86.2	12-23 m	500	76
Pol3	History	14.4	12-23 m	500	76

2013 Belize Multiple Indicator Cluster Survey 2015-2016

Vaccine	Confirmation method	Coverage	Age cohort	Sample	Cards seen
BCG	C or H <12 months	92.7	24-35 m	522	76
BCG	Card	71.4	24-35 m	522	76
BCG	Card or History	94.8	24-35 m	522	76
BCG	History	23.3	24-35 m	522	76
DTP1	C or H <12 months	91.8	24-35 m	522	76
DTP1	Card	72.9	24-35 m	522	76
DTP1	Card or History	92.9	24-35 m	522	76
DTP1	History	20	24-35 m	522	76
DTP3	C or H <12 months	82.3	24-35 m	522	76
DTP3	Card	71.6	24-35 m	522	76
DTP3	Card or History	84	24-35 m	522	76
DTP3	History	12.4	24-35 m	522	76
HepB1	C or H <12 months	91.8	24-35 m	522	76
HepB1	Card	72.9	24-35 m	522	76
HepB1	Card or History	92.9	24-35 m	522	76
HepB1	History	20	24-35 m	522	76
HepB3	C or H <12 months	82.3	24-35 m	522	76
HepB3	Card	71.6	24-35 m	522	76
HepB3	Card or History	84	24-35 m	522	76
HepB3	History	12.4	24-35 m	522	76
Hib1	C or H <12 months	91.8	24-35 m	522	76
Hib1	Card	72.9	24-35 m	522	76
Hib1	Card or History	92.9	24-35 m	522	76
Hib1	History	20	24-35 m	522	76
Hib3	C or H <12 months	82.3	24-35 m	522	76
Hib3	Card	71.6	24-35 m	522	76
Hib3	Card or History	84	24-35 m	522	76
Hib3	History	12.4	24-35 m	522	76
MCV1	C or H <12 months	90.2	24-35 m	522	76
MCV1	Card	71.4	24-35 m	522	76
MCV1	Card or History	91	24-35 m	522	76
MCV1	History	19.6	24-35 m	522	76

Belize - survey details

Pol1	C or H <12 months	92.6	24-35 m	522	76
Pol1	Card	72.5	24-35 m	522	76
Pol1	Card or History	94.1	24-35 m	522	76
Pol1	History	21.5	24-35 m	522	76
Pol3	C or H <12 months	83	24-35 m	522	76
Pol3	Card	71.3	24-35 m	522	76
Pol3	Card or History	85.1	24-35 m	522	76
Pol3	History	13.8	24-35 m	522	76

2010 Belize Multiple Indicator Cluster Survey 2011

Vaccine	Confirmation method	Coverage	Age cohort	Sample	Cards seen
BCG	C or H <12 months	97.5	18-29 m	-	75
BCG	Card	75.5	18-29 m	-	75
BCG	Card or History	98	18-29 m	405	75
BCG	History	22.5	18-29 m	-	75
DTP1	C or H <12 months	81.7	18-29 m	-	75
DTP1	Card	77.7	18-29 m	-	75
DTP1	Card or History	83.4	18-29 m	405	75
DTP1	History	5.8	18-29 m	-	75
DTP3	C or H <12 months	67.8	18-29 m	-	75
DTP3	Card	72.3	18-29 m	-	75
DTP3	Card or History	73.5	18-29 m	405	75
DTP3	History	1.2	18-29 m	-	75
HepB1	C or H <12 months	83.5	18-29 m	-	75
HepB1	Card	77.4	18-29 m	-	75
HepB1	Card or History	83.5	18-29 m	405	75
HepB1	History	6.1	18-29 m	-	75
HepB3	C or H <12 months	73.7	18-29 m	-	75
HepB3	Card	72.2	18-29 m	-	75
HepB3	Card or History	73.7	18-29 m	405	75
HepB3	History	1.5	18-29 m	-	75
Hib1	C or H <12 months	83.5	18-29 m	-	75
Hib1	Card	77.5	18-29 m	-	75
Hib1	Card or History	83.5	18-29 m	405	75
Hib1	History	6	18-29 m	-	75
Hib3	C or H <12 months	73.5	18-29 m	-	75
Hib3	Card	72.3	18-29 m	-	75
Hib3	Card or History	73.5	18-29 m	405	75

Hib3	History	1.2	18-29 m	-	75
MCV1	C or H <18 months	84.9	18-29 m	-	75
MCV1	Card	72.2	18-29 m	-	75
MCV1	Card or History	89.8	18-29 m	405	75
MCV1	History	17.5	18-29 m	-	75
Pol1	C or H <12 months	95.6	18-29 m	-	75
Pol1	Card	75	18-29 m	-	75
Pol1	Card or History	97.3	18-29 m	405	75
Pol1	History	22.4	18-29 m	-	75
Pol3	C or H <12 months	65.3	18-29 m	-	75
Pol3	Card	69.2	18-29 m	-	75
Pol3	Card or History	70	18-29 m	405	75
Pol3	History	0.8	18-29 m	-	75

2004 Belize Multiple Indicator Cluster Survey 2006

Vaccine	Confirmation method	Coverage	Age cohort	Sample	Cards seen
BCG	C or H <12 months	90.2	18-29 m	169	64
BCG	Card	64.3	18-29 m	169	64
BCG	Card or History	90.2	18-29 m	169	64
BCG	History	25.9	18-29 m	169	64
DTP1	C or H <12 months	89	18-29 m	169	64
DTP1	Card	65.5	18-29 m	169	64
DTP1	Card or History	90.6	18-29 m	169	64
DTP1	History	25.1	18-29 m	169	64
DTP3	C or H <12 months	74.6	18-29 m	169	64
DTP3	Card	66.8	18-29 m	169	64
DTP3	Card or History	76.1	18-29 m	169	64
DTP3	History	9.4	18-29 m	169	64
HepB1	C or H <12 months	89	18-29 m	169	64
HepB1	Card	65.5	18-29 m	169	64
HepB1	Card or History	90.6	18-29 m	169	64
HepB1	History	25.1	18-29 m	169	64
HepB3	C or H <12 months	74.6	18-29 m	169	64
HepB3	Card	66.8	18-29 m	169	64
HepB3	Card or History	76.1	18-29 m	169	64
HepB3	History	9.4	18-29 m	169	64
Hib1	C or H <12 months	89	18-29 m	169	64
Hib1	Card	65.5	18-29 m	169	64

Belize - survey details

Hib1	Card or History	90.6	18-29 m	169	64	Pol1	C or H <12 months	88.3	18-29 m	169	64
Hib1	History	25.1	18-29 m	169	64	Pol1	Card	64.9	18-29 m	169	64
Hib3	C or H <12 months	74.6	18-29 m	169	64	Pol1	Card or History	89	18-29 m	169	64
Hib3	Card	66.8	18-29 m	169	64	Pol1	History	24.1	18-29 m	169	64
Hib3	Card or History	76.1	18-29 m	169	64	Pol3	C or H <12 months	68.6	18-29 m	169	64
Hib3	History	9.4	18-29 m	169	64	Pol3	Card	66.6	18-29 m	169	64
MCV1	C or H <12 months	81.9	18-29 m	169	64	Pol3	Card or History	72.3	18-29 m	169	64
MCV1	Card	60.5	18-29 m	169	64	Pol3	History	5.7	18-29 m	169	64
MCV1	Card or History	85	18-29 m	169	64						
MCV1	History	24.4	18-29 m	169	64						

Further information and estimates for previous years are available at:

<http://www.data.unicef.org/child-health/immunization>

<https://www.who.int/teams/immunization-vaccines-and-biologicals/immunization-analysis-and-insights/global-monitoring/data-statistics-and-graphics>