

**BACKGROUND NOTE:** Each year WHO and UNICEF jointly review reports submitted by Member States regarding national immunization coverage, finalized survey reports as well as data from the published and grey literature. Based on these data, with due consideration to potential biases and the views of local experts, WHO and UNICEF attempt to distinguish between situations where the available empirical data accurately reflect immunization system performance and those where the data are likely to be compromised and present a misleading view of immunization coverage while jointly estimating the most likely coverage levels for each country.

WHO and UNICEF estimates are country-specific; that is to say, each country's data are reviewed individually, and data are not borrowed from other countries in the absence of data. Estimates are not based on ad hoc adjustments to reported data; in some instances empirical data are available from a single source, usually the nationally reported coverage data. In cases where no data are available for a given country/vaccine/year combination, data are considered from earlier and later years and interpolated to estimate coverage for the missing year(s). In cases where data sources are mixed and show large variation, an attempt is made to identify the most likely estimate with consideration of the possible biases in available data. For methods see:

\*Burton et al. 2009. WHO and UNICEF estimates of national infant immunization coverage: methods and processes.

\*Burton et al. 2012. A formal representation of the WHO and UNICEF estimates of national immunization coverage: a computational logic approach.

\*Brown et al. 2013. An introduction to the grade of confidence used to characterize uncertainty around the WHO and UNICEF estimates of national immunization coverage.

## DATA SOURCES.

**ADMINISTRATIVE coverage:** Reported by national authorities and based on aggregated administrative reports from health service providers on the number of vaccinations administered during a given period (numerator data) and reported target population data (denominator data). May be biased by inaccurate numerator and/or denominator data.

**OFFICIAL coverage:** Estimated coverage reported by national authorities that reflects their assessment of the most likely coverage based on any combination of administrative coverage, survey-based estimates or other data sources or adjustments. Approaches to determine OFFICIAL coverage may differ across countries.

**SURVEY coverage:** Based on estimated coverage from population-based household surveys among children aged 12-23 months or 24-35 months following a review of survey methods and results. Information is based on the combination of vaccination history from documented evidence or caregiver recall. Survey results are considered for the appropriate birth cohort based on the period of data collection.

## ABBREVIATIONS

**BCG:** percentage of births who received one dose of Bacillus Calmette Guerin vaccine.

**DTP1 / DTP3:** percentage of surviving infants who received the 1st / 3rd dose, respectively, of diphtheria and tetanus toxoid with pertussis containing vaccine.

**Pol3:** percentage of surviving infants who received the 3rd dose of polio containing vaccine. May be either oral or inactivated polio vaccine.

**IPV1:** percentage of surviving infants who received at least one dose of inactivated polio vaccine. In countries utilizing an immunization schedule recommending either (i) a primary series of three doses of oral polio vaccine (OPV) plus at least one dose of IPV where OPV is included in routine

immunization and/or campaign or (ii) a sequential schedule of IPV followed by OPV, WHO and UNICEF estimates for IPV1 reflect coverage with at least one routine dose of IPV among infants <1 year of age among countries. For countries utilizing IPV containing vaccine use only, i.e., no recommended dose of OPV, the WHO and UNICEF estimate for IPV1 corresponds to coverage for the 1st dose of IPV.

Production of IPV coverage estimates, which begins in 2015, results in no change of the estimated coverage levels for the 3rd dose of polio (Pol3). For countries recommending routine immunization with a primary series of three doses of IPV alone, WHO and UNICEF estimated Pol3 coverage is equivalent to estimated coverage with three doses of IPV. For countries with a sequential schedule, estimated Pol3 coverage is based on that for the 3rd dose of polio vaccine regardless of vaccine type.

**MCV1:** percentage of surviving infants who received the 1st dose of measles containing vaccine. In countries where the national schedule recommends the 1st dose of MCV at 12 months or later based on the epidemiology of disease in the country, coverage estimates reflect the percentage of children who received the 1st dose of MCV as recommended.

**MCV2:** percentage of children who received the 2nd dose of measles containing vaccine according to the nationally recommended schedule.

**RCV1:** percentage of surviving infants who received the 1st dose of rubella containing vaccine. Coverage estimates are based on WHO and UNICEF estimates of coverage for the dose of measles containing vaccine that corresponds to the first measles-rubella combination vaccine. Nationally reported coverage of RCV is not taken into consideration nor are the data represented in the accompanying graph and data table.

**HepBB:** percentage of births which received a dose of hepatitis B vaccine within 24 hours of delivery. Estimates of hepatitis B birth dose coverage are produced only for countries with a universal birth dose policy. Estimates are not produced for countries that recommend a birth dose to infants born to HepB virus-infected mothers only or where there is insufficient information to determine whether vaccination is within 24 hours of birth.

**HepB3:** percentage of surviving infants who received the 3rd dose of hepatitis B containing vaccine following the birth dose.

**Hib3:** percentage of surviving infants who received the 3rd dose of Haemophilus influenzae type b containing vaccine.

**RotaC:** percentage of surviving infants who received the final recommended dose of rotavirus vaccine, which can be either the 2nd or the 3rd dose depending on the vaccine.

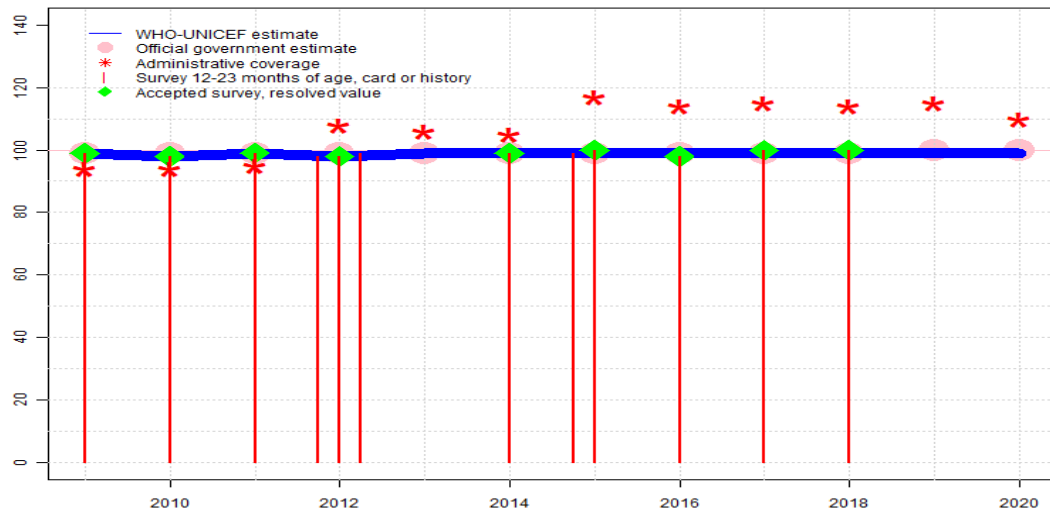
**PcV3:** percentage of surviving infants who received the 3rd dose of pneumococcal conjugate vaccine. In countries where the national schedule recommends two doses during infancy and a booster dose at 12 months or later based on the epidemiology of disease in the country, coverage estimates may reflect the percentage of surviving infants who received two doses of PcV prior to the 1st birthday.

**YFV:** percentage of surviving infants who received one dose of yellow fever vaccine in countries where YFV is part of the national immunization schedule for children or is recommended in at risk areas; coverage estimates are annualized for the entire cohort of surviving infants.

**Disclaimer:** All reasonable precautions have been taken by the World Health Organization and United Nations Children's Fund to verify the information contained in this publication. However, the published material is being distributed without warranty of any kind, either expressed or implied. The responsibility for the interpretation and use of the material lies with the reader. In no event shall the World Health Organization or United Nations Children's Fund be liable for damages arising from its use.

# Bangladesh - BCG

BGD - BCG



	2009	2010	2011	2012	2013	2014	2015	2016	2017	2018	2019	2020
Estimate	99	98	99	98	99	99	99	99	99	99	99	100
Estimate GoC	•	•	•	•	•	•	•	•	•	•	•	•
Official	99	99	99	99	99	99	99	99	99	99	100	100
Administrative	94	94	95	108	106	105	117	114	115	114	115	110
Survey	99	98	99	*	NA	99	*	98	100	100	NA	NA

The WHO and UNICEF estimates of national immunization coverage (wuenic) are based on data and information that are of varying, and, in some instances, unknown quality. Beginning with the 2011 revision we describe the grade of confidence (GoC) we have in these estimates. As there is no underlying probability model upon which the estimates are based, we are unable to present classical measures of uncertainty, e.g., confidence intervals. Moreover, we have chosen not to make subjective estimates of plausibility/certainty ranges around the coverage. The GoC reflects the degree of empirical support upon which the estimates are based. It is not a judgment of the quality of data reported by national authorities.

- Estimate is supported by reported data [R+], coverage recalculated with an independent denominator from the World Population Prospects: 2020 revision from the UN Population Division (D+), and at least one supporting survey within 2 years [S+]. While well supported, the estimate still carries a risk of being wrong.
- Estimate is supported by at least one data source; [R+], [S+], or [D+]; and no data source, [R-], [D-], or [S-], challenges the estimate.
- There are no directly supporting data; or data from at least one source; [R-], [D-], [S-]; challenge the estimate.

In all cases these estimates should be used with caution and should be assessed in light of the objective for which they are being used.

## Description:

- 2020: Estimate based on extrapolation from data reported by national government. Reported data excluded. Nationally reported data for official coverage includes only valid doses administered. Estimate challenged by: D-
- 2019: Estimate based on extrapolation from data reported by national government. Reported data excluded. Nationally reported data for official coverage includes only valid doses administered. Estimate challenged by: D-
- 2018: Estimate based on extrapolation from data reported by national government supported by survey. Survey evidence of 100 percent based on 1 survey(s). Reported data excluded. Nationally reported data for official coverage includes only valid doses administered. Estimate challenged by: D-
- 2017: Estimate based on extrapolation from data reported by national government supported by survey. Survey evidence of 100 percent based on 1 survey(s). Reported data excluded. Nationally reported data for official coverage includes only valid doses administered. Estimate challenged by: D-
- 2016: Estimate based on extrapolation from data reported by national government supported by survey. Survey evidence of 98 percent based on 1 survey(s). Reported data excluded. Nationally reported data for official coverage includes only valid doses administered. Estimate challenged by: D-
- 2015: Estimate based on extrapolation from data reported by national government supported by survey. Survey evidence of 100 percent based on 2 survey(s). Reported data excluded. Nationally reported data for official coverage includes only valid doses administered. Programme reports 1 month national level stock-out. Estimate challenged by: D-
- 2014: Estimate of 99 percent assigned by working group. Estimate based on survey result. Reported data excluded. Nationally reported data for official coverage includes only valid doses administered. Target population revised downward based on 2011 census results. Estimate challenged by: D-R-
- 2013: Reported data calibrated to 2012 and 2014 levels. Reported data excluded. Nationally reported data for official coverage includes only valid doses administered. Target population revised downward based on 2011 census results. Estimate challenged by: D-R-
- 2012: Estimate of 98 percent assigned by working group. Estimate based on survey result. Reported data excluded. Nationally reported data for official coverage includes only valid doses administered. Target population revised downward based on 2011 census results. Estimate challenged by: D-R-
- 2011: Estimate of 99 percent assigned by working group. Estimate based on survey result. Reported data excluded. Nationally reported data for official coverage includes only valid doses administered. Estimate challenged by: D-R-
- 2010: Estimate of 98 percent assigned by working group. Estimate based on survey result. Reported data excluded. Nationally reported data for official coverage includes only valid doses administered. Estimate challenged by: D-R-
- 2009: Estimate of 99 percent assigned by working group. Estimate based on survey result. Reported data excluded. Nationally reported data for official coverage includes only valid

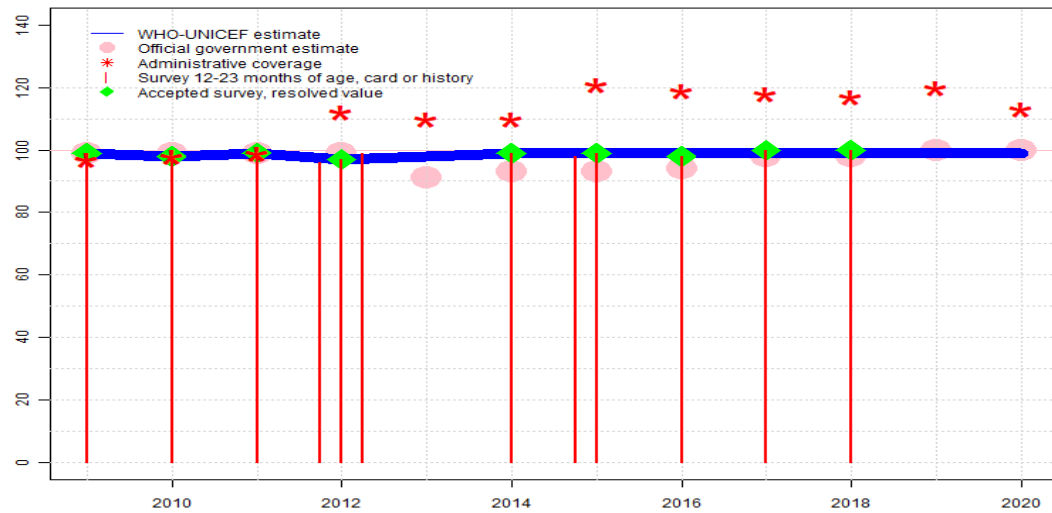
# Bangladesh - BCG

---

doses administered. Estimate challenged by: D-R-

# Bangladesh - DTP1

BGD - DTP1



	2009	2010	2011	2012	2013	2014	2015	2016	2017	2018	2019	2020
Estimate	99	98	99	97	98	99	99	99	99	99	99	99
Estimate GoC	●	●	●	●	●	●	●	●	●	●	●	●
Official	99	99	99	99	91	93	93	94	98	98	100	100
Administrative	97	98	99	112	110	110	121	119	118	117	120	113
Survey	99	98	99	*	NA	99	*	98	100	100	NA	NA

The WHO and UNICEF estimates of national immunization coverage (wuenic) are based on data and information that are of varying, and, in some instances, unknown quality. Beginning with the 2011 revision we describe the grade of confidence (GoC) we have in these estimates. As there is no underlying probability model upon which the estimates are based, we are unable to present classical measures of uncertainty, e.g., confidence intervals. Moreover, we have chosen not to make subjective estimates of plausibility/certainty ranges around the coverage. The GoC reflects the degree of empirical support upon which the estimates are based. It is not a judgment of the quality of data reported by national authorities.

- Estimate is supported by reported data [R+], coverage recalculated with an independent denominator from the World Population Prospects: 2020 revision from the UN Population Division (D+), and at least one supporting survey within 2 years [S+]. While well supported, the estimate still carries a risk of being wrong.
- Estimate is supported by at least one data source; [R+], [S+], or [D+]; and no data source, [R-], [D-], or [S-], challenges the estimate.
- There are no directly supporting data; or data from at least one source; [R-], [D-], [S-]; challenge the estimate.

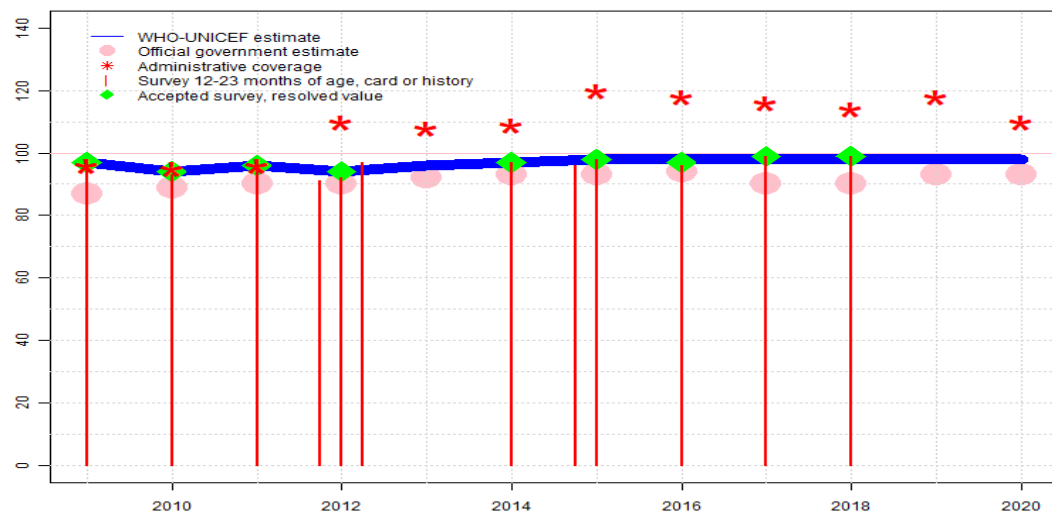
In all cases these estimates should be used with caution and should be assessed in light of the objective for which they are being used.

## Description:

- 2020: Reported data calibrated to 2018 levels. Reported data excluded. Nationally reported data for official coverage includes only valid doses administered. Estimate challenged by: D-R-
- 2019: Reported data calibrated to 2018 levels. Reported data excluded. Nationally reported data for official coverage includes only valid doses administered. Estimate challenged by: D-R-
- 2018: Survey evidence does not support reported data. Estimate based on survey results. Survey evidence of 100 percent based on 1 survey(s). Reported data excluded. Nationally reported data for official coverage includes only valid doses administered. Estimate challenged by: D-R-
- 2017: Survey evidence does not support reported data. Estimate based on survey results. Survey evidence of 100 percent based on 1 survey(s). Reported data excluded. Nationally reported data for official coverage includes only valid doses administered. Estimate challenged by: D-R-
- 2016: DTP1 coverage estimated based on DTP3 coverage of 98. Reported data excluded. Nationally reported data for official coverage includes only valid doses administered. Estimate challenged by: D-R-
- 2015: Survey evidence does not support reported data. Estimate based on survey results. Survey evidence of 99 percent based on 2 survey(s). Reported data excluded. Nationally reported data for official coverage includes only valid doses administered. Estimate challenged by: D-R-
- 2014: Estimate of 99 percent assigned by working group. Estimate based on survey result. Reported data excluded. Nationally reported data for official coverage includes only valid doses administered. Target population revised downward based on 2011 census results. Estimate challenged by: D-R-
- 2013: Reported data calibrated to 2012 and 2014 levels. Reported data excluded. Nationally reported data for official coverage includes only valid doses administered. Target population revised downward based on 2011 census results. Estimate challenged by: D-R-
- 2012: Estimate of 97 percent assigned by working group. Estimate based on survey result. Reported data excluded. Nationally reported data for official coverage includes only valid doses administered. Target population revised downward based on 2011 census results. Estimate challenged by: D-R-
- 2011: Estimate of 99 percent assigned by working group. Estimate based on survey result. Reported data excluded. Nationally reported data for official coverage includes only valid doses administered. Estimate challenged by: D-R-
- 2010: Estimate of 98 percent assigned by working group. Estimate based on survey result. Reported data excluded. Nationally reported data for official coverage includes only valid doses administered. Estimate challenged by: D-R-
- 2009: Estimate of 99 percent assigned by working group. Estimate based on survey result. Reported data excluded. Nationally reported data for official coverage includes only valid doses administered. Estimate challenged by: D-R-

# Bangladesh - DTP3

BGD - DTP3



	2009	2010	2011	2012	2013	2014	2015	2016	2017	2018	2019	2020
Estimate	97	94	96	94	96	97	98	98	98	98	98	98
Estimate GoC	●	●	●	●	●	●	●	●	●	●	●	●
Official	87	89	90	90	92	93	93	94	90	90	93	93
Administrative	96	95	96	110	108	109	120	118	116	114	118	110
Survey	97	93	97	*	NA	97	*	96	99	99	NA	NA

The WHO and UNICEF estimates of national immunization coverage (wuenic) are based on data and information that are of varying, and, in some instances, unknown quality. Beginning with the 2011 revision we describe the grade of confidence (GoC) we have in these estimates. As there is no underlying probability model upon which the estimates are based, we are unable to present classical measures of uncertainty, e.g., confidence intervals. Moreover, we have chosen not to make subjective estimates of plausibility/certainty ranges around the coverage. The GoC reflects the degree of empirical support upon which the estimates are based. It is not a judgment of the quality of data reported by national authorities.

- Estimate is supported by reported data [R+], coverage recalculated with an independent denominator from the World Population Prospects: 2020 revision from the UN Population Division (D+), and at least one supporting survey within 2 years [S+]. While well supported, the estimate still carries a risk of being wrong.
- Estimate is supported by at least one data source; [R+], [S+], or [D+]; and no data source, [R-], [D-], or [S-], challenges the estimate.
- There are no directly supporting data; or data from at least one source; [R-], [D-], [S-]; challenge the estimate.

In all cases these estimates should be used with caution and should be assessed in light of the objective for which they are being used.

## Description:

- 2020: Estimate based on extrapolation from data reported by national government. Reported data excluded. Nationally reported data for official coverage includes only valid doses administered. Estimate challenged by: D-
- 2019: Estimate based on extrapolation from data reported by national government. Reported data excluded. Nationally reported data for official coverage includes only valid doses administered. Estimate challenged by: D-
- 2018: Estimate based on extrapolation from data reported by national government supported by survey. Survey evidence of 99 percent based on 1 survey(s). Reported data excluded. Nationally reported data for official coverage includes only valid doses administered. Estimate challenged by: D-
- 2017: Estimate based on extrapolation from data reported by national government supported by survey. Survey evidence of 99 percent based on 1 survey(s). Reported data excluded. Nationally reported data for official coverage includes only valid doses administered. Estimate challenged by: D-
- 2016: Estimate based on extrapolation from data reported by national government supported by survey. Survey evidence of 97 percent based on 1 survey(s). Bangladesh Demographic and Health Survey 2017-2018 card or history results of 96 percent modified for recall bias to 97 percent based on 1st dose card or history coverage of 98 percent, 1st dose card only coverage of 74 percent and 3rd dose card only coverage of 73 percent. Reported data excluded. Nationally reported data for official coverage includes only valid doses administered. Estimate challenged by: D-
- 2015: Estimate based on extrapolation from data reported by national government supported by survey. Survey evidence of 98 percent based on 2 survey(s). Bangladesh Demographic and Health Survey 2017-2018 card or history results of 96 percent modified for recall bias to 97 percent based on 1st dose card or history coverage of 98 percent, 1st dose card only coverage of 67 percent and 3rd dose card only coverage of 66 percent. Reported data excluded. Nationally reported data for official coverage includes only valid doses administered. Estimate challenged by: D-
- 2014: Estimate of 97 percent assigned by working group. Estimate based on survey result. Reported data excluded. Nationally reported data for official coverage includes only valid doses administered. Target population revised downward based on 2011 census results. Estimate challenged by: D-R-
- 2013: Reported data calibrated to 2012 and 2014 levels. Reported data excluded. Nationally reported data for official coverage includes only valid doses administered. Target population revised downward based on 2011 census results. Estimate challenged by: D-R-
- 2012: Estimate of 94 percent assigned by working group. Estimate based on survey result. Bangladesh Utilization of Essential Service Delivery Survey 2013 card or history results of 92 percent modified for recall bias to 93 percent based on 1st dose card or history coverage of 96 percent, 1st dose card only coverage of 71 percent and 3rd dose card only coverage of 69 percent. Bangladesh Demographic and Health Survey, 2014 card or history results of 91 percent modified for recall bias to 93 percent based on 1st dose card or

# Bangladesh - DTP3

---

history coverage of 97 percent, 1st dose card only coverage of 74 percent and 3rd dose card only coverage of 71 percent. Reported data excluded. Nationally reported data for official coverage includes only valid doses administered. Target population revised downward based on 2011 census results. Estimate challenged by: D-R-

2011: Estimate of 96 percent assigned by working group. Estimate based on survey result. EPI Coverage Evaluation Survey, 2013 card or history results of 97 percent modified for recall bias to 96 percent based on 1st dose card or history coverage of 99 percent, 1st dose card only coverage of 78 percent and 3rd dose card only coverage of 76 percent. Reported data excluded. Nationally reported data for official coverage includes only valid doses administered. Estimate challenged by: D-R-

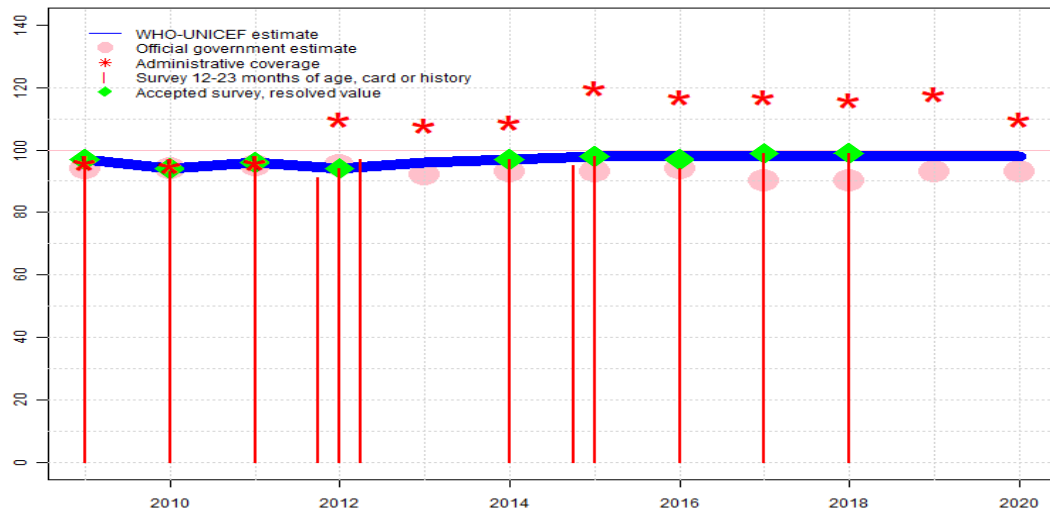
2010: Estimate of 94 percent assigned by working group. Estimate based on survey result. Bangladesh Demographic and Health Survey 2011 card or history results of 93 percent modified for recall bias to 94 percent based on 1st dose card or history coverage of 98 percent, 1st dose card only coverage of 67 percent and 3rd dose card only coverage of 64 percent. Reported data excluded. Nationally reported data for official coverage includes only valid doses administered. Estimate challenged by: D-R-

2009: Estimate of 97 percent assigned by working group. Estimate based on survey result. Reported data excluded. Nationally reported data for official coverage includes only valid doses administered. Estimate challenged by: D-R-



# Bangladesh - Pol3

BGD - Pol3



	2009	2010	2011	2012	2013	2014	2015	2016	2017	2018	2019	2020
Estimate	97	94	96	94	96	97	98	98	98	98	98	98
Estimate GoC	•	•	•	•	•	•	•	•	•	•	•	•
Official	94	94	95	95	92	93	93	94	90	90	93	93
Administrative	96	95	96	110	108	109	120	117	117	116	118	110
Survey	97	93	97	*	NA	97	*	94	99	99	NA	NA

The WHO and UNICEF estimates of national immunization coverage (wuenic) are based on data and information that are of varying, and, in some instances, unknown quality. Beginning with the 2011 revision we describe the grade of confidence (GoC) we have in these estimates. As there is no underlying probability model upon which the estimates are based, we are unable to present classical measures of uncertainty, e.g., confidence intervals. Moreover, we have chosen not to make subjective estimates of plausibility/certainty ranges around the coverage. The GoC reflects the degree of empirical support upon which the estimates are based. It is not a judgment of the quality of data reported by national authorities.

- Estimate is supported by reported data [R+], coverage recalculated with an independent denominator from the World Population Prospects: 2020 revision from the UN Population Division (D+), and at least one supporting survey within 2 years [S+]. While well supported, the estimate still carries a risk of being wrong.
- Estimate is supported by at least one data source; [R+], [S+], or [D+]; and no data source, [R-], [D-], or [S-], challenges the estimate.
- There are no directly supporting data; or data from at least one source; [R-], [D-], [S-]; challenge the estimate.

In all cases these estimates should be used with caution and should be assessed in light of the objective for which they are being used.

## Description:

- 2020: Estimate based on extrapolation from data reported by national government. Reported data excluded. Nationally reported data for official coverage includes only valid doses administered. Estimate challenged by: D-
- 2019: Estimate based on extrapolation from data reported by national government. Reported data excluded. Nationally reported data for official coverage includes only valid doses administered. Estimate challenged by: D-
- 2018: Estimate based on extrapolation from data reported by national government supported by survey. Survey evidence of 99 percent based on 1 survey(s). Reported data excluded. Nationally reported data for official coverage includes only valid doses administered. Estimate challenged by: D-
- 2017: Estimate based on extrapolation from data reported by national government supported by survey. Survey evidence of 99 percent based on 1 survey(s). Reported data excluded. Nationally reported data for official coverage includes only valid doses administered. Estimate challenged by: D-
- 2016: Estimate based on extrapolation from data reported by national government supported by survey. Survey evidence of 97 percent based on 1 survey(s). Bangladesh Demographic and Health Survey 2017-2018 card or history results of 94 percent modified for recall bias to 97 percent based on 1st dose card or history coverage of 98 percent, 1st dose card only coverage of 74 percent and 3rd dose card only coverage of 73 percent. Reported data excluded. Nationally reported data for official coverage includes only valid doses administered. Estimate challenged by: D-
- 2015: Estimate based on extrapolation from data reported by national government supported by survey. Survey evidence of 98 percent based on 2 survey(s). Bangladesh Demographic and Health Survey 2017-2018 card or history results of 95 percent modified for recall bias to 97 percent based on 1st dose card or history coverage of 98 percent, 1st dose card only coverage of 67 percent and 3rd dose card only coverage of 66 percent. Reported data excluded. Nationally reported data for official coverage includes only valid doses administered. Estimate challenged by: D-
- 2014: Estimate of 97 percent assigned by working group. Estimate based on survey result. Reported data excluded. Nationally reported data for official coverage includes only valid doses administered. Target population revised downward based on 2011 census results. Estimate challenged by: D-R-
- 2013: Reported data calibrated to 2012 and 2014 levels. Reported data excluded. Nationally reported data for official coverage includes only valid doses administered. Target population revised downward based on 2011 census results. Estimate challenged by: D-R-
- 2012: Estimate of 94 percent assigned by working group. Estimate based on survey result. Bangladesh Demographic and Health Survey, 2014 card or history results of 91 percent modified for recall bias to 92 percent based on 1st dose card or history coverage of 97 percent, 1st dose card only coverage of 74 percent and 3rd dose card only coverage of 70 percent. Reported data excluded. Nationally reported data for official coverage includes only valid doses administered. Target population revised downward based on 2011 census



# Bangladesh - Pol3

---

results. Estimate challenged by: D-R-

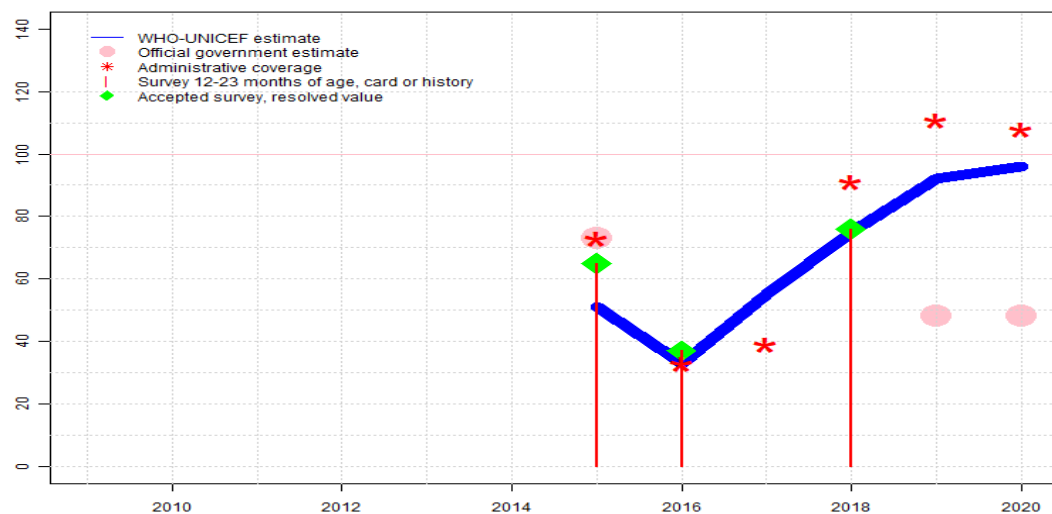
2011: Estimate of 96 percent assigned by working group. Estimate based on survey result. EPI Coverage Evaluation Survey, 2013 card or history results of 97 percent modified for recall bias to 96 percent based on 1st dose card or history coverage of 99 percent, 1st dose card only coverage of 78 percent and 3rd dose card only coverage of 76 percent. Reported data excluded. Nationally reported data for official coverage includes only valid doses administered. Estimate challenged by: D-R-

2010: Estimate of 94 percent assigned by working group. Estimate based on survey result. Bangladesh Demographic and Health Survey 2011 card or history results of 93 percent modified for recall bias to 94 percent based on 1st dose card or history coverage of 98 percent, 1st dose card only coverage of 67 percent and 3rd dose card only coverage of 64 percent. Reported data excluded. Nationally reported data for official coverage includes only valid doses administered. National reported estimate of Pol3 coverage is higher than reported DTP3 coverage as invalid Pol3 doses are corrected by a fourth dose of polio vaccine provided with MCV. Estimate challenged by: D-R-

2009: Estimate of 97 percent assigned by working group. Estimate based on survey result. Reported data excluded. Nationally reported data for official coverage includes only valid doses administered. National reported estimate of Pol3 coverage is higher than reported DTP3 coverage as invalid Pol3 doses are corrected by a fourth dose of polio vaccine provided with MCV. Estimate challenged by: D-R-

# Bangladesh - IPV1

BGD - IPV1



## Description:

Estimates for a dose of inactivated polio vaccine (IPV) begin in 2015 following the Global Polio Eradication Initiative's Polio Eradication and Endgame Strategic Plan: 2013-2018 which recommended at least one full dose or two fractional doses of IPV into routine immunization schedules as a strategy to mitigate the potential consequences should any re-emergence of type 2 poliovirus occur following the planned withdrawal of Sabin type 2 strains from oral polio vaccine (OPV).

- 2020: Official reported coverage is last survey estimate before full IPV roll out. Estimate is based on the relative relationship between estimated and reported administrative coverage for DTP3 applied to reported administrative coverage for IPV second fractional dose. Estimate challenged by: D-R-S-
- 2019: Estimate is based on the relative relationship between estimated and reported administrative coverage for DTP3 applied to reported administrative coverage for IPV1. Estimate challenged by: D-R-S-
- 2018: Estimate is based on the difference between reported administrative coverage and estimated coverage for DTP3. IPV is administered as a fractional dose since December 2017. Reported data excluded due to an increase from 39 percent to 91 percent with decrease 48 percent. Programme reports use of fractional IPV dose. Reported data reflect second fractional dose. Estimate challenged by: D-R-S-
- 2017: Reported data calibrated to 2016 and 2018 levels. Estimate of 55 percent changed from previous revision value of 17 percent. Estimate challenged by: D-R-S-
- 2016: Estimate based on administrative data reported by national government supported by survey. Survey evidence of 37 percent based on 1 survey(s). Estimate based on reported data. Programme reports vaccine stock-out of unspecified duration. Estimate of 33 percent changed from previous revision value of 11 percent. Estimate challenged by: S-
- 2015: Estimate of 51 percent assigned by working group. Inactivated polio vaccine introduced mid-year 2015. Programme reports 1.5 month stock-out. Estimate is based on difference between reported admin coverage and estimate for DTP3 administered at 14 weeks. GoC=Assigned by working group. GoC assigned to maintain consistency across vaccines.

	2009	2010	2011	2012	2013	2014	2015	2016	2017	2018	2019	2020
Estimate	NA	NA	NA	NA	NA	NA	51	33	55	75	92	96
Estimate GoC	NA	NA	NA	NA	NA	NA	•	•	•	•	•	•
Official	NA	NA	NA	NA	NA	NA	73	NA	NA	NA	48	48
Administrative	NA	NA	NA	NA	NA	NA	73	33	39	91	111	108
Survey	NA	NA	NA	NA	NA	NA	65	37	NA	76	NA	NA

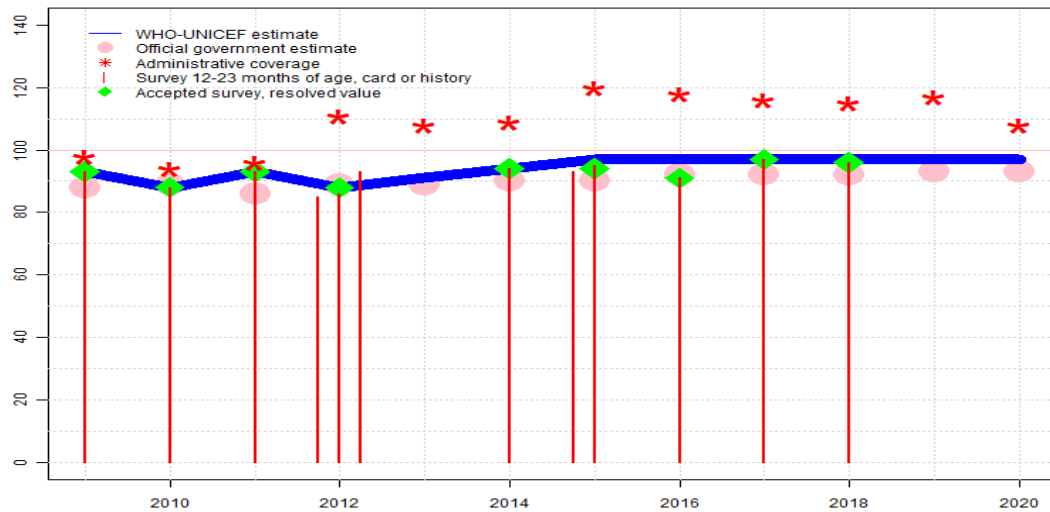
The WHO and UNICEF estimates of national immunization coverage (wuenic) are based on data and information that are of varying, and, in some instances, unknown quality. Beginning with the 2011 revision we describe the grade of confidence (GoC) we have in these estimates. As there is no underlying probability model upon which the estimates are based, we are unable to present classical measures of uncertainty, e.g., confidence intervals. Moreover, we have chosen not to make subjective estimates of plausibility/certainty ranges around the coverage. The GoC reflects the degree of empirical support upon which the estimates are based. It is not a judgment of the quality of data reported by national authorities.

- Estimate is supported by reported data [R+], coverage recalculated with an independent denominator from the World Population Prospects: 2020 revision from the UN Population Division (D+), and at least one supporting survey within 2 years [S+]. While well supported, the estimate still carries a risk of being wrong.
- Estimate is supported by at least one data source; [R+], [S+], or [D+]; and no data source, [R-], [D-], or [S-], challenges the estimate.
- There are no directly supporting data; or data from at least one source; [R-], [D-], [S-]; challenge the estimate.

In all cases these estimates should be used with caution and should be assessed in light of the objective for which they are being used.

# Bangladesh - MCV1

BGD - MCV1



	2009	2010	2011	2012	2013	2014	2015	2016	2017	2018	2019	2020
Estimate	93	88	93	88	91	94	97	97	97	97	97	97
Estimate GoC	•	•	•	•	•	•	•	•	•	•	•	•
Official	88	89	86	89	89	90	90	92	92	92	93	93
Administrative	98	94	96	111	108	109	120	118	116	115	117	108
Survey	93	88	93	*	NA	94	*	91	97	96	NA	NA

The WHO and UNICEF estimates of national immunization coverage (wuenic) are based on data and information that are of varying, and, in some instances, unknown quality. Beginning with the 2011 revision we describe the grade of confidence (GoC) we have in these estimates. As there is no underlying probability model upon which the estimates are based, we are unable to present classical measures of uncertainty, e.g., confidence intervals. Moreover, we have chosen not to make subjective estimates of plausibility/certainty ranges around the coverage. The GoC reflects the degree of empirical support upon which the estimates are based. It is not a judgment of the quality of data reported by national authorities.

- Estimate is supported by reported data [R+], coverage recalculated with an independent denominator from the World Population Prospects: 2020 revision from the UN Population Division (D+), and at least one supporting survey within 2 years [S+]. While well supported, the estimate still carries a risk of being wrong.
- Estimate is supported by at least one data source; [R+], [S+], or [D+]; and no data source, [R-], [D-], or [S-], challenges the estimate.
- There are no directly supporting data; or data from at least one source; [R-], [D-], [S-]; challenge the estimate.

In all cases these estimates should be used with caution and should be assessed in light of the objective for which they are being used.

## Description:

- 2020: Estimate based on extrapolation from data reported by national government. Reported data excluded. Nationally reported data for official coverage includes only valid doses administered. Estimate challenged by: D-
- 2019: Estimate based on extrapolation from data reported by national government. Reported data excluded. Nationally reported data for official coverage includes only valid doses administered. Estimate challenged by: D-
- 2018: Estimate based on extrapolation from data reported by national government supported by survey. Survey evidence of 96 percent based on 1 survey(s). Reported data excluded. Nationally reported data for official coverage includes only valid doses administered. Estimate challenged by: D-
- 2017: Estimate based on extrapolation from data reported by national government supported by survey. Survey evidence of 97 percent based on 1 survey(s). Reported data excluded. Nationally reported data for official coverage includes only valid doses administered. Estimate challenged by: D-
- 2016: Estimate based on extrapolation from data reported by national government supported by survey. Survey evidence of 91 percent based on 1 survey(s). Reported data excluded. Nationally reported data for official coverage includes only valid doses administered. Estimate challenged by: D-
- 2015: Estimate based on extrapolation from data reported by national government supported by survey. Survey evidence of 94 percent based on 2 survey(s). Reported data excluded. Nationally reported data for official coverage includes only valid doses administered. Estimate challenged by: D-
- 2014: Estimate of 94 percent assigned by working group. Estimate based on survey result. Reported data excluded. Nationally reported data for official coverage includes only valid doses administered. Target population revised downward based on 2011 census results. Estimate challenged by: D-R-
- 2013: Reported data calibrated to 2012 and 2014 levels. Reported data excluded. Nationally reported data for official coverage includes only valid doses administered. Target population revised downward based on 2011 census results. Estimate challenged by: D-R-
- 2012: Estimate of 88 percent assigned by working group. Estimate based on survey result. Reported data excluded. Nationally reported data for official coverage includes only valid doses administered. Target population revised downward based on 2011 census results. Estimate challenged by: D-R-
- 2011: Estimate of 93 percent assigned by working group. Estimate based on survey result. Reported data excluded. Nationally reported data for official coverage includes only valid doses administered. Estimate challenged by: D-R-
- 2010: Estimate of 88 percent assigned by working group. Estimate based on survey result. Reported data excluded. Nationally reported data for official coverage includes only valid doses administered. Estimate challenged by: D-R-
- 2009: Estimate of 93 percent assigned by working group. Estimate based on survey result. Reported data excluded. Nationally reported data for official coverage includes only valid

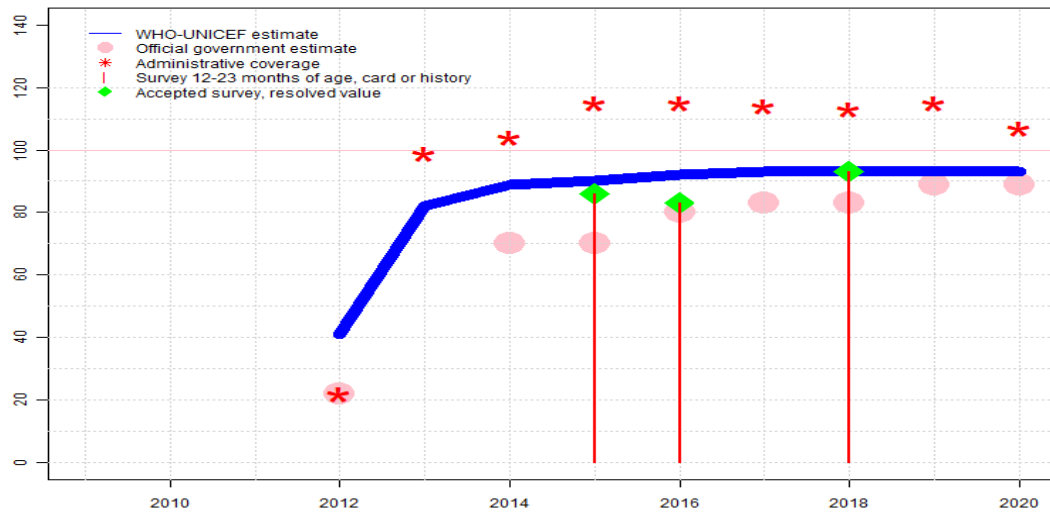
# Bangladesh - MCV1

---

doses administered. Estimate challenged by: D-R-

# Bangladesh - MCV2

BGD - MCV2



	2009	2010	2011	2012	2013	2014	2015	2016	2017	2018	2019	2020
Estimate	NA	NA	NA	41	82	89	90	92	93	93	93	93
Estimate GoC	NA	NA	NA	•	•	•	•	•	•	•	•	•
Official	NA	NA	NA	22	NA	70	70	80	83	83	89	89
Administrative	NA	NA	NA	22	99	104	115	115	114	113	115	107
Survey	NA	NA	NA	NA	NA	NA	86	83	NA	93	NA	NA

The WHO and UNICEF estimates of national immunization coverage (wuenic) are based on data and information that are of varying, and, in some instances, unknown quality. Beginning with the 2011 revision we describe the grade of confidence (GoC) we have in these estimates. As there is no underlying probability model upon which the estimates are based, we are unable to present classical measures of uncertainty, e.g., confidence intervals. Moreover, we have chosen not to make subjective estimates of plausibility/certainty ranges around the coverage. The GoC reflects the degree of empirical support upon which the estimates are based. It is not a judgment of the quality of data reported by national authorities.

- Estimate is supported by reported data [R+], coverage recalculated with an independent denominator from the World Population Prospects: 2020 revision from the UN Population Division (D+), and at least one supporting survey within 2 years [S+]. While well supported, the estimate still carries a risk of being wrong.
- Estimate is supported by at least one data source; [R+], [S+], or [D+]; and no data source, [R-], [D-], or [S-], challenges the estimate.
- There are no directly supporting data; or data from at least one source; [R-], [D-], [S-]; challenge the estimate.

In all cases these estimates should be used with caution and should be assessed in light of the objective for which they are being used.

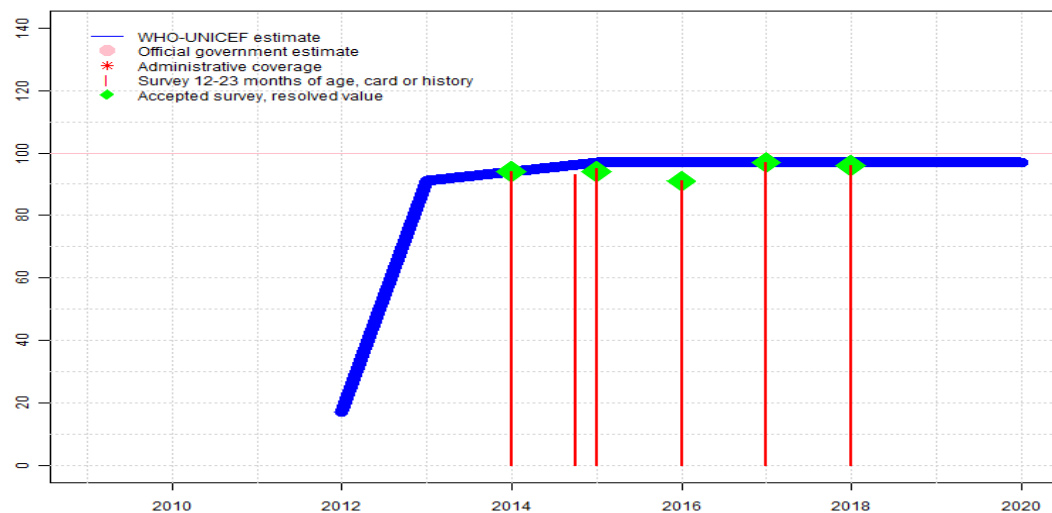
## Description:

Coverage estimates for the second dose of measles containing vaccine are for children by the nationally recommended age.

- 2020: Reported data calibrated to 2018 levels. Reported data excluded. Nationally reported data for official coverage includes only valid doses administered. Estimate challenged by: D-R-
- 2019: Reported data calibrated to 2018 levels. Reported data excluded. Nationally reported data for official coverage includes only valid doses administered. Estimate of 93 percent changed from previous revision value of 95 percent. Estimate challenged by: D-R-
- 2018: Survey evidence does not support reported data. Estimate based on survey results. Survey evidence of 93 percent based on 1 survey(s). Reported data excluded. Nationally reported data for official coverage includes only valid doses administered. Estimate challenged by: D-R-
- 2017: Estimate of 93 percent assigned by working group. Estimate based on estimated MCV1 coverage adjusted for the difference between reported administrative MCV1 and MCV2 coverage. Reported data excluded. Nationally reported data for official coverage includes only valid doses administered. Estimate challenged by: D-R-
- 2016: Estimate of 92 percent assigned by working group. Estimate based on estimated MCV1 coverage adjusted for the difference between reported administrative MCV1 and MCV2 coverage. Reported data excluded. Nationally reported data for official coverage includes only valid doses administered. Estimate challenged by: D-R-
- 2015: Estimate of 90 percent assigned by working group. Estimate based on estimated MCV1 coverage adjusted for the difference between reported administrative MCV1 and MCV2 coverage. Reported data excluded. Nationally reported data for official coverage includes only valid doses administered. Estimate challenged by: D-R-
- 2014: Estimate of 89 percent assigned by working group. Estimate based on estimated MCV1 coverage adjusted for the difference between reported administrative MCV1 and MCV2 coverage. Target population revised downward based on 2011 census results. Estimate challenged by: D-R-
- 2013: Estimate based on trend in reported MCV1 coverage and reported levels for 2013-2014. Reported data excluded due to an increase from 22 percent to 99 percent with decrease 70 percent. Target population revised downward based on 2011 census results. Estimate challenged by: D-R-
- 2012: Reported data calibrated to 2014 levels. Target population revised downward based on 2011 census results. Estimate challenged by: D-R-

# Bangladesh - RCV1

BGD - RCV1



## Description:

For this revision, coverage estimates for the first dose of rubella containing vaccine are based on WHO and UNICEF estimates of coverage of measles containing vaccine. Nationally reported coverage of rubella containing vaccine is not taken into consideration nor are they represented in the the accompanying graph and data table.

- 2020: Estimate based on estimated MCV1. Estimate challenged by: D-
- 2019: Estimate based on estimated MCV1. Estimate challenged by: D-
- 2018: Estimate based on estimated MCV1. Estimate challenged by: D-
- 2017: Estimate based on estimated MCV1. Estimate challenged by: D-
- 2016: Estimate based on estimated MCV1. Estimate challenged by: D-
- 2015: Estimate based on estimated MCV1. Estimate challenged by: D-
- 2014: Estimate based on estimated MCV1. Target population revised downward based on 2011 census results. Estimate challenged by: D-R-
- 2013: Estimate based on estimated MCV1. Target population revised downward based on 2011 census results. Estimate challenged by: D-R-
- 2012: Rubella vaccine introduced during 2012 as a combination measles plus rubella. Target population revised downward based on 2011 census results. Estimate challenged by: D-R-

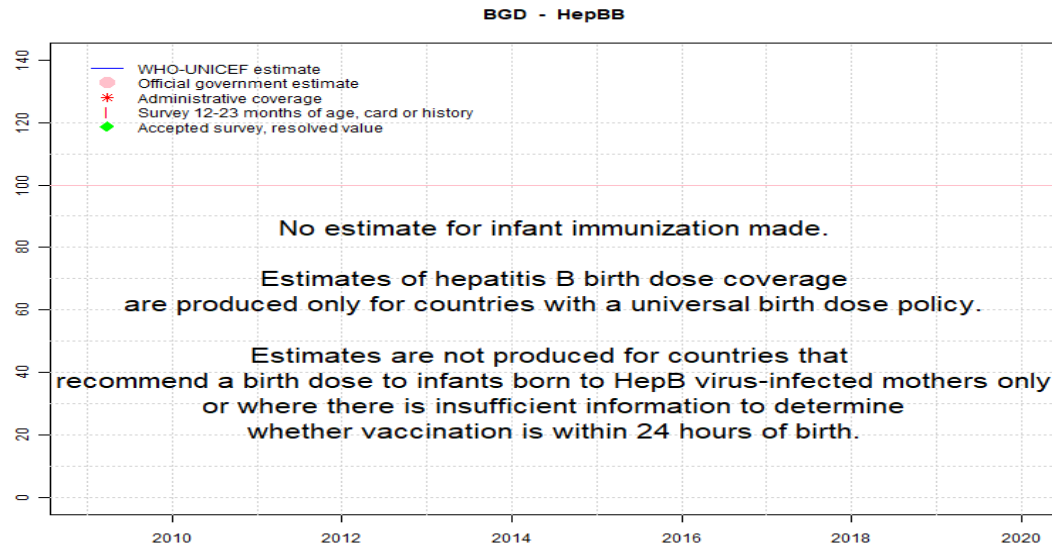
	2009	2010	2011	2012	2013	2014	2015	2016	2017	2018	2019	2020
Estimate	NA	NA	NA	17	91	94	97	97	97	97	97	97
Estimate GoC	NA	NA	NA	•	•	•	•	•	•	•	•	•
Official	NA	NA	NA	NA	NA	NA	NA	NA	NA	NA	NA	NA
Administrative	NA	NA	NA	NA	NA	NA	NA	NA	NA	NA	NA	NA
Survey	NA	NA	NA	NA	NA	94	*	91	97	96	NA	NA

The WHO and UNICEF estimates of national immunization coverage (wuenic) are based on data and information that are of varying, and, in some instances, unknown quality. Beginning with the 2011 revision we describe the grade of confidence (GoC) we have in these estimates. As there is no underlying probability model upon which the estimates are based, we are unable to present classical measures of uncertainty, e.g., confidence intervals. Moreover, we have chosen not to make subjective estimates of plausibility/certainty ranges around the coverage. The GoC reflects the degree of empirical support upon which the estimates are based. It is not a judgment of the quality of data reported by national authorities.

- Estimate is supported by reported data [R+], coverage recalculated with an independent denominator from the World Population Prospects: 2020 revision from the UN Population Division (D+), and at least one supporting survey within 2 years [S+]. While well supported, the estimate still carries a risk of being wrong.
- Estimate is supported by at least one data source; [R+], [S+], or [D+]; and no data source, [R-], [D-], or [S-], challenges the estimate.
- There are no directly supporting data; or data from at least one source; [R-], [D-], [S-]; challenge the estimate.

In all cases these estimates should be used with caution and should be assessed in light of the objective for which they are being used.

# Bangladesh - HepBB



	2009	2010	2011	2012	2013	2014	2015	2016	2017	2018	2019	2020
Estimate	NA	NA	NA	NA	NA	NA	NA	NA	NA	NA	NA	NA
Estimate GoC	NA	NA	NA	NA	NA	NA	NA	NA	NA	NA	NA	NA
Official	NA	NA	NA	NA	NA	NA	NA	NA	NA	NA	NA	NA
Administrative	NA	NA	NA	NA	NA	NA	NA	NA	NA	NA	NA	NA
Survey	NA	NA	NA	NA	NA	NA	NA	NA	NA	NA	NA	NA

The WHO and UNICEF estimates of national immunization coverage (wuenic) are based on data and information that are of varying, and, in some instances, unknown quality. Beginning with the 2011 revision we describe the grade of confidence (GoC) we have in these estimates. As there is no underlying probability model upon which the estimates are based, we are unable to present classical measures of uncertainty, e.g., confidence intervals. Moreover, we have chosen not to make subjective estimates of plausibility/certainty ranges around the coverage. The GoC reflects the degree of empirical support upon which the estimates are based. It is not a judgment of the quality of data reported by national authorities.

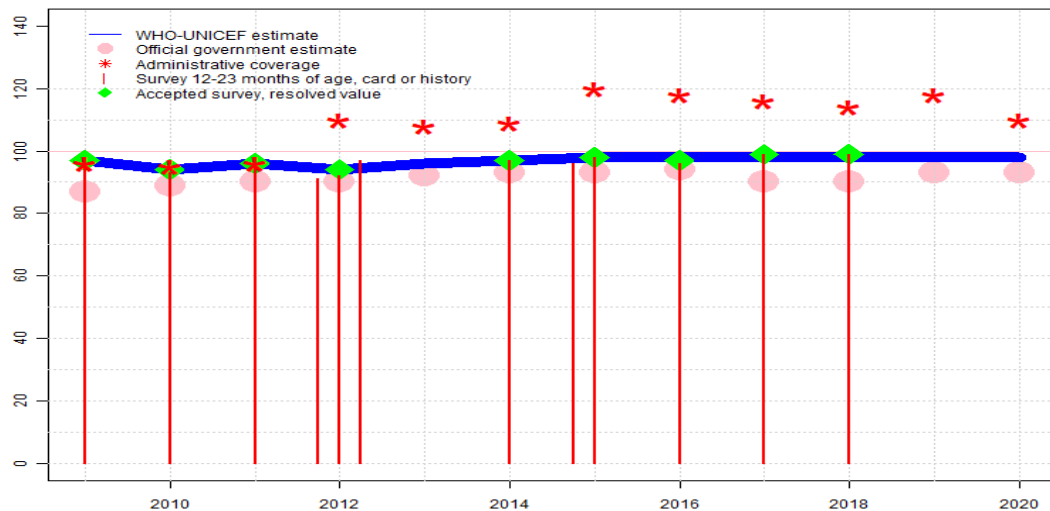
- Estimate is supported by reported data [R+], coverage recalculated with an independent denominator from the World Population Prospects: 2020 revision from the UN Population Division (D+), and at least one supporting survey within 2 years [S+]. While well supported, the estimate still carries a risk of being wrong.
- Estimate is supported by at least one data source; [R+], [S+], or [D+]; and no data source, [R-], [D-], or [S-], challenges the estimate.
- There are no directly supporting data; or data from at least one source; [R-], [D-], [S-]; challenge the estimate.

In all cases these estimates should be used with caution and should be assessed in light of the objective for which they are being used.



# Bangladesh - HepB3

BGD - HepB3



	2009	2010	2011	2012	2013	2014	2015	2016	2017	2018	2019	2020
Estimate	97	94	96	94	96	97	98	98	98	98	98	98
Estimate GoC	•	•	•	•	•	•	•	•	•	•	•	•
Official	87	89	90	90	92	93	93	94	90	90	93	93
Administrative	96	95	96	110	108	109	120	118	116	114	118	110
Survey	97	93	97	*	NA	97	*	96	99	99	NA	NA

The WHO and UNICEF estimates of national immunization coverage (wuenic) are based on data and information that are of varying, and, in some instances, unknown quality. Beginning with the 2011 revision we describe the grade of confidence (GoC) we have in these estimates. As there is no underlying probability model upon which the estimates are based, we are unable to present classical measures of uncertainty, e.g., confidence intervals. Moreover, we have chosen not to make subjective estimates of plausibility/certainty ranges around the coverage. The GoC reflects the degree of empirical support upon which the estimates are based. It is not a judgment of the quality of data reported by national authorities.

- Estimate is supported by reported data [R+], coverage recalculated with an independent denominator from the World Population Prospects: 2020 revision from the UN Population Division (D+), and at least one supporting survey within 2 years [S+]. While well supported, the estimate still carries a risk of being wrong.
- Estimate is supported by at least one data source; [R+], [S+], or [D+]; and no data source, [R-], [D-], or [S-], challenges the estimate.
- There are no directly supporting data; or data from at least one source; [R-], [D-], [S-]; challenge the estimate.

In all cases these estimates should be used with caution and should be assessed in light of the objective for which they are being used.

## Description:

- 2020: Estimate of 98 percent assigned by working group. Estimate based on estimated DTP3. Reported data excluded. Nationally reported data for official coverage includes only valid doses administered. Estimate challenged by: D-R-
- 2019: Estimate of 98 percent assigned by working group. Estimate based on estimated DTP3. Reported data excluded. Nationally reported data for official coverage includes only valid doses administered. Estimate challenged by: D-R-
- 2018: Estimate of 98 percent assigned by working group. Estimate based on estimated DTP3. Reported data excluded. Nationally reported data for official coverage includes only valid doses administered. Estimate challenged by: D-R-
- 2017: Estimate of 98 percent assigned by working group. Estimate based on estimated DTP3. Reported data excluded. Nationally reported data for official coverage includes only valid doses administered. Estimate challenged by: D-R-
- 2016: Estimate of 98 percent assigned by working group. Estimate based on estimated DTP3. Bangladesh Demographic and Health Survey 2017-2018 card or history results of 96 percent modified for recall bias to 97 percent based on 1st dose card or history coverage of 98 percent, 1st dose card only coverage of 74 percent and 3rd dose card only coverage of 73 percent. Reported data excluded. Nationally reported data for official coverage includes only valid doses administered. Estimate challenged by: D-R-
- 2015: Survey evidence does not support reported data. Estimate based on survey results. Survey evidence of 98 percent based on 2 survey(s). Bangladesh Demographic and Health Survey 2017-2018 card or history results of 96 percent modified for recall bias to 97 percent based on 1st dose card or history coverage of 98 percent, 1st dose card only coverage of 67 percent and 3rd dose card only coverage of 66 percent. Reported data excluded. Nationally reported data for official coverage includes only valid doses administered. Estimate challenged by: D-R-
- 2014: Estimate of 97 percent assigned by working group. Estimate based on survey result. Reported data excluded. Nationally reported data for official coverage includes only valid doses administered. Target population revised downward based on 2011 census results. Estimate challenged by: D-R-
- 2013: Reported data calibrated to 2012 and 2014 levels. Reported data excluded. Nationally reported data for official coverage includes only valid doses administered. Target population revised downward based on 2011 census results. Estimate challenged by: D-R-
- 2012: Estimate of 94 percent assigned by working group. Estimate based on survey result. Bangladesh Utilization of Essential Service Delivery Survey 2013 card or history results of 92 percent modified for recall bias to 93 percent based on 1st dose card or history coverage of 96 percent, 1st dose card only coverage of 71 percent and 3rd dose card only coverage of 69 percent. Bangladesh Demographic and Health Survey, 2014 card or history results of 91 percent modified for recall bias to 93 percent based on 1st dose card or history coverage of 97 percent, 1st dose card only coverage of 74 percent and 3rd dose card only coverage of 71 percent. Reported data excluded. Nationally reported data for official coverage includes only valid doses administered. Target population revised

# Bangladesh - HepB3

---

downward based on 2011 census results. Estimate challenged by: D-R-

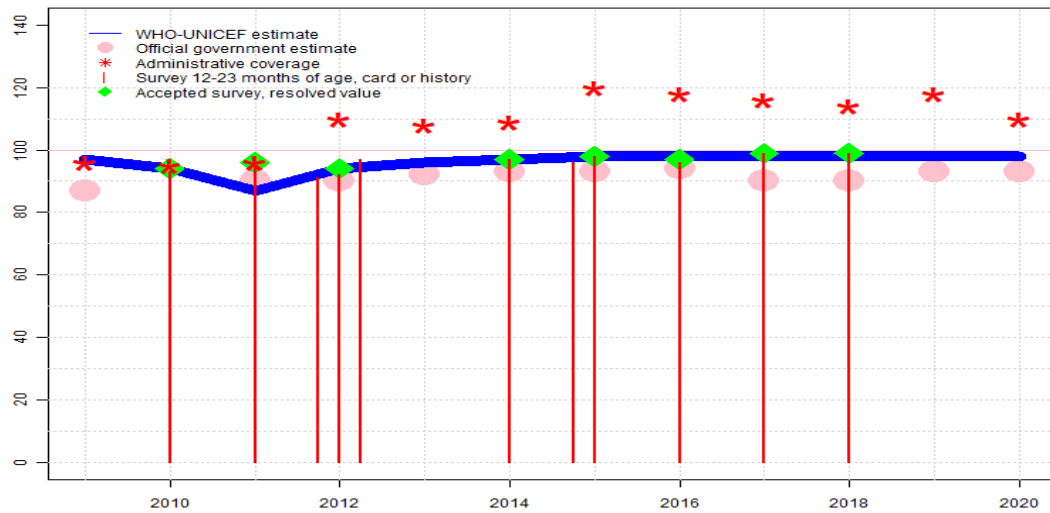
2011: Survey evidence does not support reported data. Estimate based on survey results. Survey evidence of 96 percent based on 1 survey(s). EPI Coverage Evaluation Survey, 2013 card or history results of 97 percent modified for recall bias to 96 percent based on 1st dose card or history coverage of 99 percent, 1st dose card only coverage of 78 percent and 3rd dose card only coverage of 76 percent. Reported data excluded. Nationally reported data for official coverage includes only valid doses administered. Estimate challenged by: D-R-

2010: Estimate of 94 percent assigned by working group. Estimate based on survey result. Bangladesh Demographic and Health Survey 2011 card or history results of 93 percent modified for recall bias to 94 percent based on 1st dose card or history coverage of 98 percent, 1st dose card only coverage of 67 percent and 3rd dose card only coverage of 64 percent. Reported data excluded. Nationally reported data for official coverage includes only valid doses administered. Estimate challenged by: D-R-

2009: Estimate of 97 percent assigned by working group. Estimate based on survey result. Reported data excluded. Nationally reported data for official coverage includes only valid doses administered. DTP-HepB-Hib combination vaccine introduced in 2009. Estimate challenged by: D-R-

# Bangladesh - Hib3

BGD - Hib3



	2009	2010	2011	2012	2013	2014	2015	2016	2017	2018	2019	2020
Estimate	97	94	87	94	96	97	98	98	98	98	98	98
Estimate GoC	•	•	•	•	•	•	•	•	•	•	•	•
Official	87	NA	90	90	92	93	93	94	90	90	93	93
Administrative	96	95	96	110	108	109	120	118	116	114	118	110
Survey	NA	93	97	*	NA	97	*	96	99	99	NA	NA

The WHO and UNICEF estimates of national immunization coverage (wuenic) are based on data and information that are of varying, and, in some instances, unknown quality. Beginning with the 2011 revision we describe the grade of confidence (GoC) we have in these estimates. As there is no underlying probability model upon which the estimates are based, we are unable to present classical measures of uncertainty, e.g., confidence intervals. Moreover, we have chosen not to make subjective estimates of plausibility/certainty ranges around the coverage. The GoC reflects the degree of empirical support upon which the estimates are based. It is not a judgment of the quality of data reported by national authorities.

- Estimate is supported by reported data [R+], coverage recalculated with an independent denominator from the World Population Prospects: 2020 revision from the UN Population Division (D+), and at least one supporting survey within 2 years [S+]. While well supported, the estimate still carries a risk of being wrong.
- Estimate is supported by at least one data source; [R+], [S+], or [D+]; and no data source, [R-], [D-], or [S-], challenges the estimate.
- There are no directly supporting data; or data from at least one source; [R-], [D-], [S-]; challenge the estimate.

In all cases these estimates should be used with caution and should be assessed in light of the objective for which they are being used.

## Description:

- 2020: Estimate of 98 percent assigned by working group. Estimate based on estimated DTP3. Reported data excluded. Nationally reported data for official coverage includes only valid doses administered. Estimate challenged by: D-R-
- 2019: Estimate of 98 percent assigned by working group. Estimate based on estimated DTP3. Reported data excluded. Nationally reported data for official coverage includes only valid doses administered. Estimate challenged by: D-R-
- 2018: Estimate of 98 percent assigned by working group. Estimate based on estimated DTP3. Reported data excluded. Nationally reported data for official coverage includes only valid doses administered. Estimate challenged by: D-R-
- 2017: Estimate of 98 percent assigned by working group. Estimate based on estimated DTP3. Reported data excluded. Nationally reported data for official coverage includes only valid doses administered. Estimate challenged by: D-R-
- 2016: Estimate of 98 percent assigned by working group. Estimate based on estimated DTP3. Bangladesh Demographic and Health Survey 2017-2018 card or history results of 96 percent modified for recall bias to 97 percent based on 1st dose card or history coverage of 98 percent, 1st dose card only coverage of 74 percent and 3rd dose card only coverage of 73 percent. Reported data excluded. Nationally reported data for official coverage includes only valid doses administered. Estimate challenged by: D-R-
- 2015: Survey evidence does not support reported data. Estimate based on survey results. Survey evidence of 98 percent based on 2 survey(s). Bangladesh Demographic and Health Survey 2017-2018 card or history results of 96 percent modified for recall bias to 97 percent based on 1st dose card or history coverage of 98 percent, 1st dose card only coverage of 67 percent and 3rd dose card only coverage of 66 percent. Reported data excluded. Nationally reported data for official coverage includes only valid doses administered. Estimate challenged by: D-R-
- 2014: Estimate of 97 percent assigned by working group. Estimate based on survey result. Reported data excluded. Nationally reported data for official coverage includes only valid doses administered. Target population revised downward based on 2011 census results. Estimate challenged by: D-R-
- 2013: Reported data calibrated to 2012 and 2014 levels. Reported data excluded. Nationally reported data for official coverage includes only valid doses administered. Target population revised downward based on 2011 census results. Estimate challenged by: D-R-
- 2012: Estimate of 94 percent assigned by working group. Estimate based on survey result. Bangladesh Utilization of Essential Service Delivery Survey 2013 card or history results of 92 percent modified for recall bias to 93 percent based on 1st dose card or history coverage of 96 percent, 1st dose card only coverage of 71 percent and 3rd dose card only coverage of 69 percent. Bangladesh Demographic and Health Survey, 2014 card or history results of 91 percent modified for recall bias to 93 percent based on 1st dose card or history coverage of 97 percent, 1st dose card only coverage of 74 percent and 3rd dose card only coverage of 71 percent. Reported data excluded. Nationally reported data for official coverage includes only valid doses administered. Target population revised

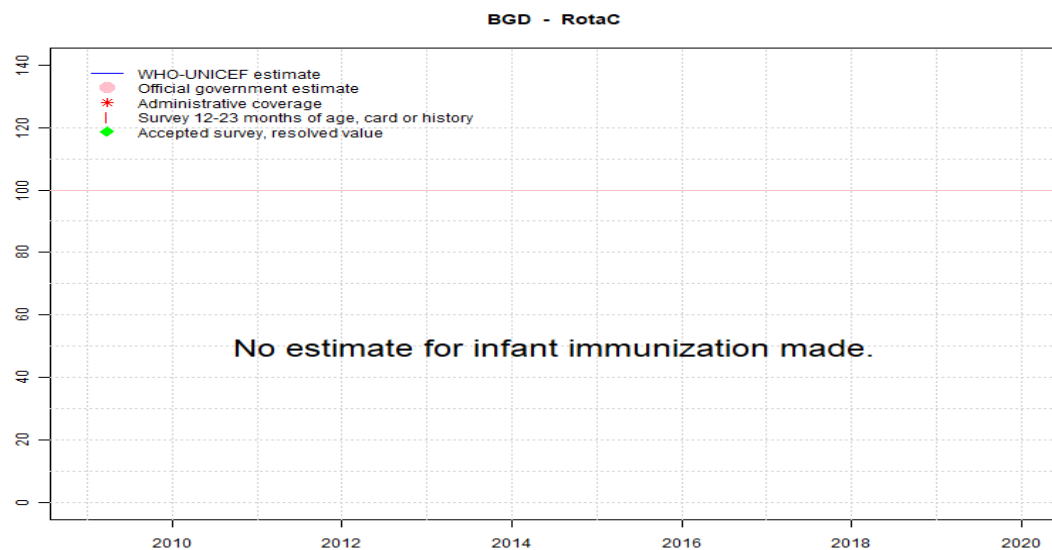
# Bangladesh - Hib3

---

downward based on 2011 census results. Estimate challenged by: D-R-

- 2011: Estimate based on extrapolation from data reported by national government supported by survey. Survey evidence of 96 percent based on 1 survey(s). EPI Coverage Evaluation Survey, 2013 card or history results of 97 percent modified for recall bias to 96 percent based on 1st dose card or history coverage of 99 percent, 1st dose card only coverage of 78 percent and 3rd dose card only coverage of 76 percent. Reported data excluded. Nationally reported data for official coverage includes only valid doses administered. Estimate challenged by: D-
- 2010: Estimate of 94 percent assigned by working group. Estimate based on survey result. Bangladesh Demographic and Health Survey 2011 card or history results of 93 percent modified for recall bias to 94 percent based on 1st dose card or history coverage of 98 percent, 1st dose card only coverage of 67 percent and 3rd dose card only coverage of 64 percent. Reported data excluded. Nationally reported data for official coverage includes only valid doses administered. Estimate challenged by: D-R-
- 2009: Estimate of 97 percent assigned by working group. Estimate based on DTP3 coverage. Estimate challenged by: D-R-

# Bangladesh - RotaC



	2009	2010	2011	2012	2013	2014	2015	2016	2017	2018	2019	2020
Estimate	NA	NA	NA	NA	NA	NA	NA	NA	NA	NA	NA	NA
Estimate GoC	NA	NA	NA	NA	NA	NA	NA	NA	NA	NA	NA	NA
Official	NA	NA	NA	NA	NA	NA	NA	NA	NA	NA	NA	NA
Administrative	NA	NA	NA	NA	NA	NA	NA	NA	NA	NA	NA	NA
Survey	NA	NA	NA	NA	NA	NA	NA	NA	NA	NA	NA	NA

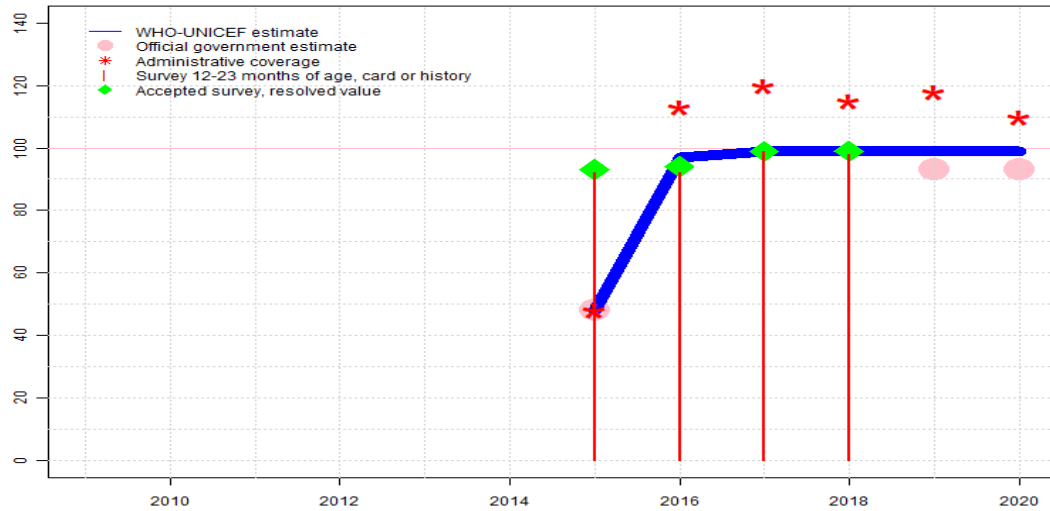
The WHO and UNICEF estimates of national immunization coverage (wuenic) are based on data and information that are of varying, and, in some instances, unknown quality. Beginning with the 2011 revision we describe the grade of confidence (GoC) we have in these estimates. As there is no underlying probability model upon which the estimates are based, we are unable to present classical measures of uncertainty, e.g., confidence intervals. Moreover, we have chosen not to make subjective estimates of plausibility/certainty ranges around the coverage. The GoC reflects the degree of empirical support upon which the estimates are based. It is not a judgment of the quality of data reported by national authorities.

- Estimate is supported by reported data [R+], coverage recalculated with an independent denominator from the World Population Prospects: 2020 revision from the UN Population Division (D+), and at least one supporting survey within 2 years [S+]. While well supported, the estimate still carries a risk of being wrong.
- Estimate is supported by at least one data source; [R+], [S+], or [D+]; and no data source, [R-], [D-], or [S-], challenges the estimate.
- There are no directly supporting data; or data from at least one source; [R-], [D-], [S-]; challenge the estimate.

In all cases these estimates should be used with caution and should be assessed in light of the objective for which they are being used.

# Bangladesh - PcV3

BGD - PcV3



## Description:

- 2020: Reported data calibrated to 2018 levels. Estimate challenged by: D-R-S-
- 2019: Reported data calibrated to 2018 levels. Estimate of 99 percent changed from previous revision value of 97 percent. Estimate challenged by: D-R-S-
- 2018: Survey evidence does not support reported data. Estimate based on survey results. Survey evidence of 99 percent based on 1 survey(s). Bangladesh EPI Coverage Evaluation Survey 2019 card or history results of 98 percent modified for recall bias to 99 percent based on 1st dose card or history coverage of 100 percent, 1st dose card only coverage of 82 percent and 3rd dose card only coverage of 81 percent. Reported data excluded because 115 percent greater than 100 percent. Estimate of 99 percent changed from previous revision value of 97 percent. Estimate challenged by: D-R-
- 2017: Survey evidence does not support reported data. Estimate based on survey results. Survey evidence of 99 percent based on 1 survey(s). Reported data excluded because 120 percent greater than 100 percent. Estimate of 99 percent changed from previous revision value of 97 percent. Estimate challenged by: D-R-
- 2016: Estimate of 97 percent assigned by working group. Estimate based on survey result for DTP3 coverage. Bangladesh Demographic and Health Survey 2017-2018 card or history results of 92 percent modified for recall bias to 94 percent based on 1st dose card or history coverage of 98 percent, 1st dose card only coverage of 74 percent and 3rd dose card only coverage of 71 percent. Reported data excluded because 113 percent greater than 100 percent. Estimate challenged by: D-R-
- 2015: Estimate based on reported data. Bangladesh Demographic and Health Survey 2017-2018 card or history results of 92 percent modified for recall bias to 93 percent based on 1st dose card or history coverage of 96 percent, 1st dose card only coverage of 66 percent and 3rd dose card only coverage of 64 percent. Pneumococcal conjugate vaccine introduced during March 2015. Estimate challenged by: R-S-

	2009	2010	2011	2012	2013	2014	2015	2016	2017	2018	2019	2020
Estimate	NA	NA	NA	NA	NA	NA	48	97	99	99	99	99
Estimate GoC	NA	NA	NA	NA	NA	NA	•	•	•	•	•	•
Official	NA	NA	NA	NA	NA	NA	48	NA	NA	NA	93	93
Administrative	NA	NA	NA	NA	NA	NA	48	113	120	115	118	110
Survey	NA	NA	NA	NA	NA	NA	92	92	99	98	NA	NA

The WHO and UNICEF estimates of national immunization coverage (wuenic) are based on data and information that are of varying, and, in some instances, unknown quality. Beginning with the 2011 revision we describe the grade of confidence (GoC) we have in these estimates. As there is no underlying probability model upon which the estimates are based, we are unable to present classical measures of uncertainty, e.g., confidence intervals. Moreover, we have chosen not to make subjective estimates of plausibility/certainty ranges around the coverage. The GoC reflects the degree of empirical support upon which the estimates are based. It is not a judgment of the quality of data reported by national authorities.

- Estimate is supported by reported data [R+], coverage recalculated with an independent denominator from the World Population Prospects: 2020 revision from the UN Population Division (D+), and at least one supporting survey within 2 years [S+]. While well supported, the estimate still carries a risk of being wrong.
- Estimate is supported by at least one data source; [R+], [S+], or [D+]; and no data source, [R-], [D-], or [S-], challenges the estimate.
- There are no directly supporting data; or data from at least one source; [R-], [D-], [S-]; challenge the estimate.

In all cases these estimates should be used with caution and should be assessed in light of the objective for which they are being used.

# Bangladesh - survey details

## 2018 Bangladesh EPI Coverage Evaluation Survey 2019

Vaccine	Confirmation method	Coverage	Age cohort	Sample	Cards seen
BCG	Card	82.2	12-23 m	40247	87
BCG	Card or History	99.7	12-23 m	40247	87
BCG	Facility	5.4	12-23 m	40247	87
BCG	History	12.1	12-23 m	40247	87
DTP1	Card	82.2	12-23 m	40247	87
DTP1	Card or History	99.7	12-23 m	40247	87
DTP1	Facility	5.4	12-23 m	40247	87
DTP1	History	12.1	12-23 m	40247	87
DTP3	Card	81.3	12-23 m	40247	87
DTP3	Card or History	98.7	12-23 m	40247	87
DTP3	Facility	5.3	12-23 m	40247	87
DTP3	History	12.1	12-23 m	40247	87
HepB1	Card	82.2	12-23 m	40247	87
HepB1	Card or History	99.7	12-23 m	40247	87
HepB1	Facility	5.4	12-23 m	40247	87
HepB1	History	12.1	12-23 m	40247	87
HepB3	Card	81.3	12-23 m	40247	87
HepB3	Card or History	98.7	12-23 m	40247	87
HepB3	Facility	5.3	12-23 m	40247	87
HepB3	History	12.1	12-23 m	40247	87
Hib1	Card	82.2	12-23 m	40247	87
Hib1	Card or History	99.7	12-23 m	40247	87
Hib1	Facility	5.4	12-23 m	40247	87
Hib1	History	12.1	12-23 m	40247	87
Hib3	Card	81.3	12-23 m	40247	87
Hib3	Card or History	98.7	12-23 m	40247	87
Hib3	Facility	5.3	12-23 m	40247	87
Hib3	History	12.1	12-23 m	40247	87
IPV1	Card or History	76.1	12-23 m	40247	87
MCV1	Card	78.9	12-23 m	40247	87
MCV1	Card or History	95.9	12-23 m	40247	87
MCV1	Facility	5.2	12-23 m	40247	87
MCV1	History	11.8	12-23 m	40247	87
MCV2	Card	76.7	24-35 m	40492	87
MCV2	Card or History	92.6	24-35 m	40492	87
MCV2	Facility	7.9	24-35 m	40492	87
MCV2	HIStory	8	24-35 m	40492	87

PCV1	Card	82.2	12-23 m	40247	87
PCV1	Card or History	99.7	12-23 m	40247	87
PCV1	Facility	5.4	12-23 m	40247	87
PCV1	History	12.1	12-23 m	40247	87
PCV3	Card	80.9	12-23 m	40247	87
PCV3	Card or History	98.2	12-23 m	40247	87
PCV3	Facility	5.3	12-23 m	40247	87
PCV3	History	12	12-23 m	40247	87
Pol1	Card	82.2	12-23 m	40247	87
Pol1	Card or History	99.7	12-23 m	40247	87
Pol1	Facility	5.4	12-23 m	40247	87
Pol1	History	12.1	12-23 m	40247	87
Pol3	Card	81.3	12-23 m	40247	87
Pol3	Card or History	98.7	12-23 m	40247	87
Pol3	Facility	5.3	12-23 m	40247	87
Pol3	History	12.1	12-23 m	40247	87

## 2017 Bangladesh EPI Coverage Evaluation Survey 2019

Vaccine	Confirmation method	Coverage	Age cohort	Sample	Cards seen
BCG	Card	79	24-35 m	40492	87
BCG	Card or History	99.8	24-35 m	40492	87
BCG	Facility	8.1	24-35 m	40492	87
BCG	HIStory	12.7	24-35 m	40492	87
DTP1	Card	79	24-35 m	40492	87
DTP1	Card or History	99.8	24-35 m	40492	87
DTP1	Facility	8.1	24-35 m	40492	87
DTP1	HIStory	12.7	24-35 m	40492	87
DTP3	Card	78.7	24-35 m	40492	87
DTP3	Card or History	99	24-35 m	40492	87
DTP3	Facility	8.1	24-35 m	40492	87
DTP3	HIStory	12.2	24-35 m	40492	87
HepB1	Card	79	24-35 m	40492	87
HepB1	Card or History	99.8	24-35 m	40492	87
HepB1	Facility	8.1	24-35 m	40492	87
HepB1	HIStory	12.7	24-35 m	40492	87
HepB3	Card	78.7	24-35 m	40492	87
HepB3	Card or History	99	24-35 m	40492	87
HepB3	Facility	8.1	24-35 m	40492	87



# Bangladesh - survey details

HepB3	HIStory	12.2	24-35 m	40492	87	DTP1	Card or History	98.5	12-23 m	1679	74
Hib1	Card	79	24-35 m	40492	87	DTP1	History	24.3	12-23 m	433	74
Hib1	Card or History	99.8	24-35 m	40492	87	DTP3	C or H <12 months	95.6	12-23 m	1679	74
Hib1	Facility	8.1	24-35 m	40492	87	DTP3	Card	73.3	12-23 m	1245	74
Hib1	HIStory	12.7	24-35 m	40492	87	DTP3	Card or History	95.9	12-23 m	1679	74
Hib3	Card	78.7	24-35 m	40492	87	DTP3	History	22.6	12-23 m	433	74
Hib3	Card or History	99	24-35 m	40492	87	HepB1	C or H <12 months	98.4	12-23 m	1679	74
Hib3	Facility	8.1	24-35 m	40492	87	HepB1	Card	74.2	12-23 m	1245	74
Hib3	HIStory	12.2	24-35 m	40492	87	HepB1	Card or History	98.5	12-23 m	1679	74
MCV1	Card	78	24-35 m	40492	87	HepB1	History	24.3	12-23 m	433	74
MCV1	Card or History	97.1	24-35 m	40492	87	HepB3	C or H <12 months	95.6	12-23 m	1679	74
MCV1	Facility	8	24-35 m	40492	87	HepB3	Card	73.3	12-23 m	1245	74
MCV1	HIStory	11.1	24-35 m	40492	87	HepB3	Card or History	95.9	12-23 m	1679	74
PCV1	Card	79	24-35 m	40492	87	HepB3	History	22.6	12-23 m	433	74
PCV1	Card or History	99.8	24-35 m	40492	87	Hib1	C or H <12 months	98.4	12-23 m	1679	74
PCV1	Facility	8.1	24-35 m	40492	87	Hib1	Card	74.2	12-23 m	1245	74
PCV1	HIStory	12.7	24-35 m	40492	87	Hib1	Card or History	98.5	12-23 m	1679	74
PCV3	Card	78.3	24-35 m	40492	87	Hib1	History	24.3	12-23 m	433	74
PCV3	Card or History	98.6	24-35 m	40492	87	Hib3	C or H <12 months	95.6	12-23 m	1679	74
PCV3	Facility	8	24-35 m	40492	87	Hib3	Card	73.3	12-23 m	1245	74
PCV3	HIStory	12.3	24-35 m	40492	87	Hib3	Card or History	95.9	12-23 m	1679	74
Pol1	Card	79	24-35 m	40492	87	Hib3	History	22.6	12-23 m	433	74
Pol1	Card or History	99.8	24-35 m	40492	87	IPV1	C or H <12 months	32.1	12-23 m	1679	74
Pol1	Facility	8.1	24-35 m	40492	87	IPV1	Card	20.5	12-23 m	1245	74
Pol1	HIStory	12.7	24-35 m	40492	87	IPV1	Card or History	36.6	12-23 m	1679	74
Pol3	Card	78.7	24-35 m	40492	87	IPV1	History	16.1	12-23 m	433	74
Pol3	Card or History	99	24-35 m	40492	87	MCV1	C or H <12 months	87.9	12-23 m	1679	74
Pol3	Facility	8.1	24-35 m	40492	87	MCV1	Card	69.3	12-23 m	1245	74
Pol3	HIStory	12.2	24-35 m	40492	87	MCV1	Card or History	91	12-23 m	1679	74
						MCV1	History	21.7	12-23 m	433	74
						MCV2	C or H <12 months	81.8	24-35 m	1685	74
						MCV2	Card	58	24-35 m	1130	74
						MCV2	Card or History	83.1	24-35 m	1685	74
						MCV2	History	25.2	24-35 m	555	74
						PCV1	C or H <12 months	97.4	12-23 m	1679	74
						PCV1	Card	73.8	12-23 m	1245	74
						PCV1	Card or History	97.5	12-23 m	1679	74
						PCV1	History	23.7	12-23 m	433	74
						PCV3	C or H <12 months	91.5	12-23 m	1679	74
						PCV3	Card	70.9	12-23 m	1245	74

## 2016 Bangladesh Demographic and Health Survey 2017-2018

Vaccine	Confirmation method	Coverage	Age cohort	Sample	Cards seen
BCG	C or H <12 months	97.9	12-23 m	1679	74
BCG	Card	74	12-23 m	1245	74
BCG	Card or History	98.3	12-23 m	1679	74
BCG	History	24.3	12-23 m	433	74
DTP1	C or H <12 months	98.4	12-23 m	1679	74
DTP1	Card	74.2	12-23 m	1245	74

# Bangladesh - survey details

PCV3	Card or History	92	12-23 m	1679	74
PCV3	History	21.1	12-23 m	433	74
Pol1	C or H <12 months	98.2	12-23 m	1679	74
Pol1	Card	74.1	12-23 m	1245	74
Pol1	Card or History	98.3	12-23 m	1679	74
Pol1	History	24.2	12-23 m	433	74
Pol3	C or H <12 months	94.1	12-23 m	1679	74
Pol3	Card	73.1	12-23 m	1245	74
Pol3	Card or History	94.5	12-23 m	1679	74
Pol3	History	21.4	12-23 m	433	74

Hib3	Card	65.9	24-35 m	1130	74
Hib3	Card or History	96.1	24-35 m	1685	74
Hib3	History	30.2	24-35 m	555	74
IPV1	C or H <12 months	63.4	24-35 m	1685	74
IPV1	Card	44	24-35 m	1130	74
IPV1	Card or History	65.3	24-35 m	1685	74
IPV1	History	21.3	24-35 m	555	74
MCV1	C or H <12 months	87.9	24-35 m	1685	74
MCV1	Card	64	24-35 m	1130	74
MCV1	Card or History	92.7	24-35 m	1685	74
MCV1	History	28.8	24-35 m	555	74
PCV1	C or H <12 months	96	24-35 m	1685	74
PCV1	Card	65.6	24-35 m	1130	74
PCV1	Card or History	96.2	24-35 m	1685	74
PCV1	History	30.5	24-35 m	555	74
PCV3	C or H <12 months	90.8	24-35 m	1685	74
PCV3	Card	63.5	24-35 m	1130	74
PCV3	Card or History	92.4	24-35 m	1685	74
PCV3	History	29	24-35 m	555	74
Pol1	C or H <12 months	98.3	24-35 m	1685	74
Pol1	Card	67.1	24-35 m	1130	74
Pol1	Card or History	98.5	24-35 m	1685	74
Pol1	History	31.4	24-35 m	555	74
Pol3	C or H <12 months	93	24-35 m	1685	74
Pol3	Card	65.6	24-35 m	1130	74
Pol3	Card or History	94.8	24-35 m	1685	74
Pol3	History	29.2	24-35 m	555	74

## 2015 Bangladesh Demographic and Health Survey 2017-2018

Vaccine	Confirmation method	Coverage	Age cohort	Sample	Cards seen
BCG	C or H <12 months	98.6	24-35 m	1685	74
BCG	Card	67.1	24-35 m	1130	74
BCG	Card or History	98.7	24-35 m	1685	74
BCG	History	31.7	24-35 m	555	74
DTP1	C or H <12 months	98.2	24-35 m	1685	74
DTP1	Card	67	24-35 m	1130	74
DTP1	Card or History	98.3	24-35 m	1685	74
DTP1	History	31.4	24-35 m	555	74
DTP3	C or H <12 months	94.1	24-35 m	1685	74
DTP3	Card	65.9	24-35 m	1130	74
DTP3	Card or History	96.1	24-35 m	1685	74
DTP3	History	30.2	24-35 m	555	74
HepB1	C or H <12 months	98.2	24-35 m	1685	74
HepB1	Card	67	24-35 m	1130	74
HepB1	Card or History	98.3	24-35 m	1685	74
HepB1	History	31.4	24-35 m	555	74
HepB3	C or H <12 months	94.1	24-35 m	1685	74
HepB3	Card	65.9	24-35 m	1130	74
HepB3	Card or History	96.1	24-35 m	1685	74
HepB3	History	30.2	24-35 m	555	74
Hib1	C or H <12 months	98.2	24-35 m	1685	74
Hib1	Card	67	24-35 m	1130	74
Hib1	Card or History	98.3	24-35 m	1685	74
Hib1	History	31.4	24-35 m	555	74
Hib3	C or H <12 months	94.1	24-35 m	1685	74

## 2015 Bangladesh EPI Coverage Evaluation Survey 2016

Vaccine	Confirmation method	Coverage	Age cohort	Sample	Cards seen
BCG	C or H <12 months	99.5	12-23 m	35112	83
BCG	Card	88.1	12-23 m	35112	83
BCG	Card or History	99.5	12-23 m	35112	83
BCG	History	11.4	12-23 m	35112	83
DTP1	C or H <12 months	99.2	12-23 m	35112	83
DTP1	Card	88	12-23 m	35112	83
DTP1	Card or History	99.3	12-23 m	35112	83
DTP1	History	11.3	12-23 m	35112	83

# Bangladesh - survey details

DTP3	C or H <12 months	97.5	12-23 m	35112	83	BCG	Card <12 months	81.5	12-23 m	16170	82
DTP3	Card	86.6	12-23 m	35112	83	BCG	Card or History	99.4	12-23 m	16170	82
DTP3	Card or History	97.9	12-23 m	35112	83	DTP1	C or H <12 months	99.1	12-23 m	16170	82
DTP3	History	11.2	12-23 m	35112	83	DTP1	Card	81.5	12-23 m	16170	82
HepB1	C or H <12 months	99.2	12-23 m	35112	83	DTP1	Card <12 months	81.4	12-23 m	16170	82
HepB1	Card	88	12-23 m	35112	83	DTP1	Card or History	99.3	12-23 m	16170	82
HepB1	Card or History	99.3	12-23 m	35112	83	DTP3	C or H <12 months	96.7	12-23 m	16170	82
HepB1	History	11.3	12-23 m	35112	83	DTP3	Card	79.8	12-23 m	16170	82
HepB3	C or H <12 months	97.5	12-23 m	35112	83	DTP3	Card <12 months	79.3	12-23 m	16170	82
HepB3	Card	86.6	12-23 m	35112	83	DTP3	Card or History	97.3	12-23 m	16170	82
HepB3	Card or History	97.9	12-23 m	35112	83	HepB1	C or H <12 months	99.1	12-23 m	16170	82
HepB3	History	11.2	12-23 m	35112	83	HepB1	Card	81.5	12-23 m	16170	82
Hib1	C or H <12 months	99.2	12-23 m	35112	83	HepB1	Card <12 months	81.4	12-23 m	16170	82
Hib1	Card	88	12-23 m	35112	83	HepB1	Card or History	99.3	12-23 m	16170	82
Hib1	Card or History	99.3	12-23 m	35112	83	HepB3	C or H <12 months	96.7	12-23 m	16170	82
Hib1	History	11.3	12-23 m	35112	83	HepB3	Card	79.8	12-23 m	16170	82
Hib3	C or H <12 months	97.5	12-23 m	35112	83	HepB3	Card <12 months	79.3	12-23 m	16170	82
Hib3	Card	86.6	12-23 m	35112	83	HepB3	Card or History	97.3	12-23 m	16170	82
Hib3	Card or History	97.9	12-23 m	35112	83	Hib1	C or H <12 months	99.1	12-23 m	16170	82
Hib3	History	11.2	12-23 m	35112	83	Hib1	Card	81.5	12-23 m	16170	82
MCV1	C or H <12 months	90.5	12-23 m	35112	83	Hib1	Card <12 months	81.4	12-23 m	16170	82
MCV1	Card	84	12-23 m	35112	83	Hib1	Card or History	99.3	12-23 m	16170	82
MCV1	Card or History	95.3	12-23 m	35112	83	Hib3	C or H <12 months	96.7	12-23 m	16170	82
MCV1	History	11.3	12-23 m	35112	83	Hib3	Card	79.8	12-23 m	16170	82
MCV2	Card or History	86.4	18-29 m	35112	83	Hib3	Card <12 months	79.3	12-23 m	16170	82
Pol1	C or H <12 months	99.2	12-23 m	35112	83	Hib3	Card or History	97.3	12-23 m	16170	82
Pol1	Card	88	12-23 m	35112	83	MCV1	C or H <12 months	90.1	12-23 m	16170	82
Pol1	Card or History	99.3	12-23 m	35112	83	MCV1	Card	76.7	12-23 m	16170	82
Pol1	History	11.3	12-23 m	35112	83	MCV1	Card <12 months	73.2	12-23 m	16170	82
Pol3	C or H <12 months	97.5	12-23 m	35112	83	MCV1	Card or History	94.4	12-23 m	16170	82
Pol3	Card	86.6	12-23 m	35112	83	Pol1	C or H <12 months	99.1	12-23 m	16170	82
Pol3	Card or History	97.9	12-23 m	35112	83	Pol1	Card	81.5	12-23 m	16170	82
Pol3	History	11.2	12-23 m	35112	83	Pol1	Card <12 months	81.4	12-23 m	16170	82
						Pol1	Card or History	99.3	12-23 m	16170	82
						Pol3	C or H <12 months	96.7	12-23 m	16170	82
						Pol3	Card	79.8	12-23 m	16170	82
						Pol3	Card <12 months	79.3	12-23 m	16170	82
						Pol3	Card or History	97.3	12-23 m	16170	82

## 2014 Bangladesh EPI Coverage Evaluation Survey 2015

Vaccine	Confirmation method	Coverage	Age cohort	Sample	Cards seen
BCG	C or H <12 months	99.3	12-23 m	16170	82
BCG	Card	81.5	12-23 m	16170	82

# Bangladesh - survey details

2012 Bangladesh Demographic and Health Survey, 2014

Vaccine	Confirmation method	Coverage	Age cohort	Sample	Cards seen
BCG	C or H <12 months	97.8	12-23 m	1633	74
BCG	Card	73.8	12-23 m	1207	74
BCG	Card or History	97.9	12-23 m	1633	74
BCG	History	24.1	12-23 m	426	74
DTP1	C or H <12 months	97	12-23 m	1633	74
DTP1	Card	73.8	12-23 m	1207	74
DTP1	Card or History	97	12-23 m	1633	74
DTP1	History	23.2	12-23 m	426	74
DTP3	C or H <12 months	90.9	12-23 m	1633	74
DTP3	Card	70.8	12-23 m	1207	74
DTP3	Card or History	91.3	12-23 m	1633	74
DTP3	History	20.5	12-23 m	426	74
HepB1	C or H <12 months	97	12-23 m	1633	74
HepB1	Card	73.8	12-23 m	1207	74
HepB1	Card or History	97	12-23 m	1633	74
HepB1	History	23.2	12-23 m	426	74
HepB3	C or H <12 months	90.9	12-23 m	1633	74
HepB3	Card	70.8	12-23 m	1207	74
HepB3	Card or History	91.3	12-23 m	1633	74
HepB3	History	20.5	12-23 m	426	74
Hib1	C or H <12 months	97	12-23 m	1633	74
Hib1	Card	73.8	12-23 m	1207	74
Hib1	Card or History	97	12-23 m	1633	74
Hib1	History	23.2	12-23 m	426	74
Hib3	C or H <12 months	90.9	12-23 m	1633	74
Hib3	Card	70.8	12-23 m	1207	74
Hib3	Card or History	91.3	12-23 m	1633	74
Hib3	History	20.5	12-23 m	426	74
MCV1	C or H <12 months	79.9	12-23 m	1633	74
MCV1	Card	65.8	12-23 m	1207	74
MCV1	Card or History	86.1	12-23 m	1633	74
MCV1	History	20.3	12-23 m	426	74
Pol1	C or H <12 months	97.4	12-23 m	1633	74
Pol1	Card	73.7	12-23 m	1207	74
Pol1	Card or History	97.4	12-23 m	1633	74
Pol1	History	23.7	12-23 m	426	74
Pol3	C or H <12 months	91.1	12-23 m	1633	74

Pol3	Card	70.4	12-23 m	1207	74
Pol3	Card or History	91.4	12-23 m	1633	74
Pol3	History	21	12-23 m	426	74

2012 Bangladesh EPI Coverage Evaluation Survey 2014

Vaccine	Confirmation method	Coverage	Age cohort	Sample	Cards seen
BCG	Card	82	12-23 m	16170	83
BCG	Card or History	99.2	12-23 m	16170	83
DTP1	Card	81.8	12-23 m	16170	83
DTP1	Card <12 months	81.7	12-23 m	16170	83
DTP1	Card or History	99	12-23 m	16170	83
DTP3	C or H <12 months	96.8	12-23 m	16170	83
DTP3	Card	79.7	12-23 m	16170	83
DTP3	Card <12 months	79.4	12-23 m	16170	83
DTP3	Card or History	97.1	12-23 m	16170	83
HepB1	C or H <12 months	99	12-23 m	16170	83
HepB1	Card	81.8	12-23 m	16170	83
HepB1	Card <12 months	81.7	12-23 m	16170	83
HepB1	Card or History	99	12-23 m	16170	83
HepB3	C or H <12 months	96.8	12-23 m	16170	83
HepB3	Card	79.7	12-23 m	16170	83
HepB3	Card <12 months	79.4	12-23 m	16170	83
HepB3	Card or History	97.1	12-23 m	16170	83
Hib1	C or H <12 months	99	12-23 m	16170	83
Hib1	Card	81.8	12-23 m	16170	83
Hib1	Card <12 months	81.7	12-23 m	16170	83
Hib1	Card or History	99	12-23 m	16170	83
Hib3	C or H <12 months	96.8	12-23 m	16170	83
Hib3	Card	79.7	12-23 m	16170	83
Hib3	Card <12 months	79.4	12-23 m	16170	83
Hib3	Card or History	97.1	12-23 m	16170	83
MCV1	C or H <12 months	89.7	12-23 m	16170	83
MCV1	Card	74.6	12-23 m	16170	83
MCV1	Card <12 months	71.8	12-23 m	16170	83
MCV1	Card or History	93.2	12-23 m	16170	83
Pol1	C or H <12 months	99	12-23 m	16170	83
Pol1	Card	81.8	12-23 m	16170	83
Pol1	Card <12 months	81.7	12-23 m	16170	83

# Bangladesh - survey details

Pol1	Card or History	99	12-23 m	16170	83
Pol3	C or H <12 months	96.8	12-23 m	16170	83
Pol3	Card	79.7	12-23 m	16170	83
Pol3	Card <12 months	79.4	12-23 m	16170	83
Pol3	Card or History	97.1	12-23 m	16170	83

## 2012 Bangladesh Utilization of Essential Service Delivery Survey 2013

Vaccine	Confirmation method	Coverage	Age cohort	Sample	Cards seen
BCG	C or H <12 months	97.7	12-23 m	887	74
BCG	Card	73.7	12-23 m	654	74
BCG	Card or History	98.2	12-23 m	887	74
BCG	History	24.6	12-23 m	233	74
DTP1	C or H <12 months	94.8	12-23 m	887	74
DTP1	Card	71	12-23 m	654	74
DTP1	Card or History	95.5	12-23 m	887	74
DTP1	History	24.5	12-23 m	233	74
DTP3	C or H <12 months	90.6	12-23 m	887	74
DTP3	Card	68.7	12-23 m	654	74
DTP3	Card or History	91.6	12-23 m	887	74
DTP3	History	22.9	12-23 m	233	74
HepB1	C or H <12 months	94.8	12-23 m	887	74
HepB1	Card	71	12-23 m	654	74
HepB1	Card or History	95.5	12-23 m	887	74
HepB1	History	24.5	12-23 m	233	74
HepB3	C or H <12 months	90.6	12-23 m	887	74
HepB3	Card	68.7	12-23 m	654	74
HepB3	Card or History	91.6	12-23 m	887	74
HepB3	History	22.9	12-23 m	233	74
Hib1	C or H <12 months	94.8	12-23 m	887	74
Hib1	Card	71	12-23 m	654	74
Hib1	Card or History	95.5	12-23 m	887	74
Hib1	History	24.5	12-23 m	233	74
Hib3	C or H <12 months	90.6	12-23 m	887	74
Hib3	Card	68.7	12-23 m	654	74
Hib3	Card or History	91.6	12-23 m	887	74
Hib3	History	22.9	12-23 m	233	74
MCV1	C or H <12 months	81.9	12-23 m	887	74
MCV1	Card	64.4	12-23 m	654	74

MCV1	Card or History	85.4	12-23 m	887	74
MCV1	History	21	12-23 m	233	74
Pol1	C or H <12 months	97.2	12-23 m	887	74
Pol1	Card	73.6	12-23 m	654	74
Pol1	Card or History	98	12-23 m	887	74
Pol1	History	24.5	12-23 m	233	74
Pol3	C or H <12 months	92.4	12-23 m	887	74
Pol3	Card	70.7	12-23 m	654	74
Pol3	Card or History	93.5	12-23 m	887	74
Pol3	History	22.9	12-23 m	233	74

## 2011 EPI Coverage Evaluation Survey, 2013

Vaccine	Confirmation method	Coverage	Age cohort	Sample	Cards seen
BCG	C or H <12 months	0	12-23 m	15960	81
BCG	Card	78.6	12-23 m	15960	81
BCG	Card or History	99.3	12-23 m	15960	81
BCG	History	20.7	12-23 m	15960	81
DTP1	C or H <12 months	0	12-23 m	15960	81
DTP1	Card	78.3	12-23 m	15960	81
DTP1	Card or History	99.1	12-23 m	15960	81
DTP1	History	20.8	12-23 m	15960	81
DTP3	C or H <12 months	0	12-23 m	15960	81
DTP3	Card	76.4	12-23 m	15960	81
DTP3	Card or History	97	12-23 m	15960	81
DTP3	History	20.6	12-23 m	15960	81
HepB1	C or H <12 months	0	12-23 m	15960	81
HepB1	Card	78.3	12-23 m	15960	81
HepB1	Card or History	99.1	12-23 m	15960	81
HepB1	History	20.8	12-23 m	15960	81
HepB3	C or H <12 months	0	12-23 m	15960	81
HepB3	Card	76.4	12-23 m	15960	81
HepB3	Card or History	97	12-23 m	15960	81
HepB3	History	20.6	12-23 m	15960	81
Hib1	C or H <12 months	0	12-23 m	15960	81
Hib1	Card	78.3	12-23 m	15960	81
Hib1	Card or History	99.1	12-23 m	15960	81
Hib1	History	20.8	12-23 m	15960	81
Hib3	C or H <12 months	0	12-23 m	15960	81

# Bangladesh - survey details

Hib3	Card	76.4	12-23 m	15960	81
Hib3	Card or History	97	12-23 m	15960	81
Hib3	History	20.6	12-23 m	15960	81
MCV1	C or H <12 months	0	12-23 m	15960	81
MCV1	Card	71.5	12-23 m	15960	81
MCV1	Card or History	92.8	12-23 m	15960	81
MCV1	History	21.3	12-23 m	15960	81
Pol1	C or H <12 months	0	12-23 m	15960	81
Pol1	Card	78.3	12-23 m	15960	81
Pol1	Card or History	99.1	12-23 m	15960	81
Pol1	History	20.8	12-23 m	15960	81
Pol3	C or H <12 months	0	12-23 m	15960	81
Pol3	Card	76.4	12-23 m	15960	81
Pol3	Card or History	97	12-23 m	15960	81
Pol3	History	20.6	12-23 m	15960	81

## 2010 Bangladesh Demographic and Health Survey 2011

Vaccine	Confirmation method	Coverage	Age cohort	Sample	Cards seen
BCG	C or H <12 months	97.8	12-23 m	1547	67
BCG	Card	66.7	12-23 m	1032	67
BCG	Card or History	97.8	12-23 m	1547	67
BCG	History	31.1	12-23 m	515	67
DTP1	C or H <12 months	97.8	12-23 m	1547	67
DTP1	Card	66.7	12-23 m	1032	67
DTP1	Card or History	97.8	12-23 m	1547	67
DTP1	History	31.1	12-23 m	515	67
DTP3	C or H <12 months	93.2	12-23 m	1547	67
DTP3	Card	64.2	12-23 m	1032	67
DTP3	Card or History	93.4	12-23 m	1547	67
DTP3	History	29.2	12-23 m	515	67
HepB1	C or H <12 months	97.8	12-23 m	1547	67
HepB1	Card	66.7	12-23 m	1032	67
HepB1	Card or History	97.8	12-23 m	1547	67
HepB1	History	31.1	12-23 m	515	67
HepB3	C or H <12 months	93.2	12-23 m	1547	67
HepB3	Card	64.2	12-23 m	1032	67
HepB3	Card or History	93.4	12-23 m	1547	67
HepB3	History	29.2	12-23 m	515	67

Hib1	C or H <12 months	97.8	12-23 m	1547	67
Hib1	Card	66.7	12-23 m	1032	67
Hib1	Card or History	97.8	12-23 m	1547	67
Hib1	History	31.1	12-23 m	515	67
Hib3	C or H <12 months	93.2	12-23 m	1547	67
Hib3	Card	64.2	12-23 m	1032	67
Hib3	Card or History	93.4	12-23 m	1547	67
Hib3	History	29.2	12-23 m	515	67
MCV1	C or H <12 months	84	12-23 m	1547	67
MCV1	Card	59.6	12-23 m	1032	67
MCV1	Card or History	87.5	12-23 m	1547	67
MCV1	History	27.9	12-23 m	515	67
Pol1	C or H <12 months	97.8	12-23 m	1547	67
Pol1	Card	66.7	12-23 m	1032	67
Pol1	Card or History	97.8	12-23 m	1547	67
Pol1	History	31.1	12-23 m	515	67
Pol3	C or H <12 months	93.2	12-23 m	1547	67
Pol3	Card	64.2	12-23 m	1032	67
Pol3	Card or History	93.4	12-23 m	1547	67
Pol3	History	29.2	12-23 m	515	67

## 2009 Bangladesh EPI Coverage Evaluation Survey 2010

Vaccine	Confirmation method	Coverage	Age cohort	Sample	Cards seen
BCG	Card or History	98.9	12-23 m	14700	72
DTP1	Card or History	98.7	12-23 m	14700	72
DTP3	Card or History	96.9	12-23 m	14700	72
HepB1	Card or History	98.7	12-23 m	14700	72
HepB3	Card or History	96.9	12-23 m	14700	72
MCV1	Card or History	93.2	12-23 m	14700	72
Pol1	Card or History	98.7	12-23 m	14700	72
Pol3	Card or History	96.9	12-23 m	14700	72

## 2008 Bangladesh EPI Coverage Evaluation Survey 2009

Vaccine	Confirmation method	Coverage	Age cohort	Sample	Cards seen
BCG	Card	69.8	12-23 m	15120	73

# Bangladesh - survey details

BCG	Card or History	99	12-23 m	15120	73
BCG	History	29.2	12-23 m	15120	73
DTP1	Card	69.7	12-23 m	15120	73
DTP1	Card or History	98.9	12-23 m	15120	73
DTP1	History	29.2	12-23 m	15120	73
DTP3	Card	67.5	12-23 m	15120	73
DTP3	Card or History	96.9	12-23 m	15120	73
DTP3	History	29.4	12-23 m	15120	73
HepB1	Card	69.7	12-23 m	15120	73
HepB1	Card or History	98.9	12-23 m	15120	73
HepB1	History	29.2	12-23 m	15120	73
HepB3	Card	67.5	12-23 m	15120	73
HepB3	Card or History	96.9	12-23 m	15120	73
HepB3	History	29.4	12-23 m	15120	73
MCV1	Card	61.7	12-23 m	15120	73
MCV1	Card or History	92.2	12-23 m	15120	73
MCV1	History	30.5	12-23 m	15120	73
Pol1	Card	69.7	12-23 m	15120	73
Pol1	Card or History	98.9	12-23 m	15120	73
Pol1	History	29.2	12-23 m	15120	73
Pol3	Card	67.5	12-23 m	15120	73
Pol3	Card or History	96.9	12-23 m	15120	73
Pol3	History	29.4	12-23 m	15120	73

## 2007 Bangladesh EPI Coverage Evaluation Survey 2007

Vaccine	Confirmation method	Coverage	Age cohort	Sample	Cards seen
BCG	Card	65.4	12-23 m	5670	68
BCG	Card or History	98.4	12-23 m	5670	68
BCG	History	33	12-23 m	5670	68
DTP1	Card	65.6	12-23 m	5670	68
DTP1	Card or History	98.3	12-23 m	5670	68
DTP1	History	32.7	12-23 m	5670	68
DTP3	Card	63.1	12-23 m	5670	68
DTP3	Card or History	95.3	12-23 m	5670	68
DTP3	History	32.2	12-23 m	5670	68
HepB1	Card	65.4	12-23 m	5670	68
HepB1	Card or History	98.3	12-23 m	5670	68
HepB1	History	32.9	12-23 m	5670	68

HepB3	Card	62.8	12-23 m	5670	68
HepB3	Card or History	95.2	12-23 m	5670	68
HepB3	History	32.4	12-23 m	5670	68
MCV1	Card	56.7	12-23 m	5670	68
MCV1	Card or History	89.2	12-23 m	5670	68
MCV1	History	32.5	12-23 m	5670	68
Pol1	Card	64.6	12-23 m	5670	68
Pol1	Card or History	97.2	12-23 m	5670	68
Pol1	History	32.6	12-23 m	5670	68
Pol3	Card	56.5	12-23 m	5670	68
Pol3	Card or History	95.3	12-23 m	5670	68
Pol3	History	32.7	12-23 m	5670	68

## 2006 Bangladesh Demographic and Health Survey 2007

Vaccine	Confirmation method	Coverage	Age cohort	Sample	Cards seen
BCG	C or H <12 months	96.8	12-23 m	1146	58
BCG	Card	58.1	12-23 m	1146	58
BCG	Card or History	96.8	12-23 m	1146	58
BCG	History	38.7	12-23 m	1146	58
DTP1	C or H <12 months	96.8	12-23 m	1146	58
DTP1	Card	58.2	12-23 m	1146	58
DTP1	Card or History	96.8	12-23 m	1146	58
DTP1	History	38.6	12-23 m	1146	58
DTP3	C or H <12 months	90	12-23 m	1146	58
DTP3	Card	56.1	12-23 m	1146	58
DTP3	Card or History	91.1	12-23 m	1146	58
DTP3	History	35	12-23 m	1146	58
HepB1	C or H <12 months	88.9	12-23 m	1146	58
HepB1	Card	56	12-23 m	1146	58
HepB1	Card or History	88.9	12-23 m	1146	58
HepB1	History	32.9	12-23 m	1146	58
HepB3	C or H <12 months	81.4	12-23 m	1146	58
HepB3	Card	53.9	12-23 m	1146	58
HepB3	Card or History	82.7	12-23 m	1146	58
HepB3	History	28.9	12-23 m	1146	58
MCV1	C or H <12 months	77.2	12-23 m	1146	58
MCV1	Card	52	12-23 m	1146	58
MCV1	Card or History	83.1	12-23 m	1146	58



# Bangladesh - survey details

MCV1	History	31.1	12-23 m	1146	58
Pol1	C or H <12 months	97.7	12-23 m	1146	58
Pol1	Card	58.2	12-23 m	1146	58
Pol1	Card or History	97.7	12-23 m	1146	58
Pol1	History	39.5	12-23 m	1146	58
Pol3	C or H <12 months	89.7	12-23 m	1146	58
Pol3	Card	56.1	12-23 m	1146	58
Pol3	Card or History	90.8	12-23 m	1146	58
Pol3	History	34.7	12-23 m	1146	58

Pol1	Card or History	99.1	12-23 m	6032	66
Pol1	History	34	12-23 m	6032	66
Pol3	C or H <12 months	95.1	12-23 m	6032	66
Pol3	Card	61.5	12-23 m	6032	66
Pol3	Card or History	95.6	12-23 m	6032	66
Pol3	History	34.1	12-23 m	6032	66

## 2004 Bangladesh EPI Coverage Evaluation Survey 2005

## 2005 Bangladesh Multiple Indicator Cluster Survey 2006

Vaccine	Confirmation method	Coverage	Age cohort	Sample	Cards seen
BCG	C or H <12 months	96.7	12-23 m	6032	66
BCG	Card	65.3	12-23 m	6032	66
BCG	Card or History	97	12-23 m	6032	66
BCG	History	31.7	12-23 m	6032	66
DTP1	C or H <12 months	96.3	12-23 m	6032	66
DTP1	Card	65.2	12-23 m	6032	66
DTP1	Card or History	96.6	12-23 m	6032	66
DTP1	History	31.3	12-23 m	6032	66
DTP3	C or H <12 months	89.7	12-23 m	6032	66
DTP3	Card	61.7	12-23 m	6032	66
DTP3	Card or History	90.1	12-23 m	6032	66
DTP3	History	28.5	12-23 m	6032	66
HepB1	C or H <12 months	48.5	12-23 m	6032	66
HepB1	Card	46	12-23 m	6032	66
HepB1	Card or History	48.7	12-23 m	6032	66
HepB1	History	2.8	12-23 m	6032	66
HepB3	C or H <12 months	43	12-23 m	6032	66
HepB3	Card	41.7	12-23 m	6032	66
HepB3	Card or History	43.6	12-23 m	6032	66
HepB3	History	1.9	12-23 m	6032	66
MCV1	C or H <12 months	85.3	12-23 m	6032	66
MCV1	Card	54.2	12-23 m	6032	66
MCV1	Card or History	87.5	12-23 m	6032	66
MCV1	History	33.3	12-23 m	6032	66
Pol1	C or H <12 months	98.9	12-23 m	6032	66
Pol1	Card	65.1	12-23 m	6032	66

Vaccine	Confirmation method	Coverage	Age cohort	Sample	Cards seen
BCG	Card	100	12-23 m	15120	65
BCG	Card or History	96	12-23 m	15120	65
DTP1	Card	88	12-23 m	15120	65
DTP1	Card or History	96	12-23 m	15120	65
DTP3	Card	100	12-23 m	15120	65
DTP3	Card or History	88	12-23 m	15120	65
MCV1	Card	88	12-23 m	15120	65
MCV1	Card or History	81	12-23 m	15120	65
Pol3	Card	98	12-23 m	15120	65
Pol3	Card or History	88	12-23 m	15120	65

## 2003 Bangladesh Demographic and Health Survey 2004

Vaccine	Confirmation method	Coverage	Age cohort	Sample	Cards seen
BCG	C or H <12 months	93.3	12-23 m	1265	49
BCG	Card	49.4	12-23 m	1265	49
BCG	Card or history	93.4	12-23 m	1265	49
BCG	History	44	12-23 m	1265	49
DTP1	C or H <12 months	92.9	12-23 m	1265	49
DTP1	Card	49.3	12-23 m	1265	49
DTP1	Card or history	93.1	12-23 m	1265	49
DTP1	History	43.7	12-23 m	1265	49
DTP3	C or H <12 months	80.3	12-23 m	1265	49
DTP3	Card	45.8	12-23 m	1265	49
DTP3	Card or history	81	12-23 m	1265	49
DTP3	History	35.2	12-23 m	1265	49
MCV1	C or H <12 months	70.3	12-23 m	1265	49

# Bangladesh - survey details

MCV1	Card	41.7	12-23 m	1265	49
MCV1	Card or history	75.7	12-23 m	1265	49
MCV1	History	34	12-23 m	1265	49
Pol1	C or H <12 months	96.3	12-23 m	1265	49
Pol1	Card	49.3	12-23 m	1265	49
Pol1	Card or history	96.4	12-23 m	1265	49
Pol1	History	47.1	12-23 m	1265	49
Pol3	C or H <12 months	81.6	12-23 m	1265	49
Pol3	Card	45.8	12-23 m	1265	49
Pol3	Card or history	82.3	12-23 m	1265	49
Pol3	History	36.5	12-23 m	1265	49

## 2002 Bangladesh EPI Coverage Evaluation Survey 2003

Vaccine	Confirmation method	Coverage	Age cohort	Sample	Cards seen
BCG	Card or History	95	12-23 m	3150	63
DTP1	Card or History	95	12-23 m	3150	63
DTP3	Card or History	83	12-23 m	3150	63
MCV1	Card or History	75	12-23 m	3150	63
Pol1	Card or History	94	12-23 m	3150	63
Pol3	Card or History	83	12-23 m	3150	63

## 2001 Bangladesh EPI Coverage Evaluation Survey 2002

Vaccine	Confirmation method	Coverage	Age cohort	Sample	Cards seen
BCG	Card or History	95	12-23 m	15750	55
DTP1	Card or History	94	12-23 m	15750	55
DTP3	Card or History	85	12-23 m	15750	55
MCV1	Card or History	77	12-23 m	15750	55
Pol1	Card or History	94	12-23 m	15750	55
Pol3	Card or History	85	12-23 m	15750	55

## 2000 National Coverage Evaluation Survey Bangladesh 2001

Vaccine	Confirmation method	Coverage	Age cohort	Sample	Cards seen
---------	---------------------	----------	------------	--------	------------

BCG	Card or History	94	12-23 m	-	52
DTP1	Card or History	93	12-23 m	-	52
DTP3	Card or History	83	12-23 m	-	52
MCV1	Card or History	76	12-23 m	-	52
Pol1	Card or History	92	12-23 m	-	52
Pol3	Card or History	83	12-23 m	-	52

## 1999 Bangladesh, Multiple Indicator Cluster Survey 2000

Vaccine	Confirmation method	Coverage	Age cohort	Sample	Cards seen
BCG	Card or History	92.2	12-23 m	-	-
DTP1	Card or History	91.4	12-23 m	-	-
DTP3	Card or History	74.4	12-23 m	-	-
MCV1	Card or History	76.1	12-23 m	-	-
Pol1	Card or History	96.7	12-23 m	-	-
Pol3	Card or History	90.3	12-23 m	-	-

## 1999 National Coverage Evaluation Survey Bangladesh 2000

Vaccine	Confirmation method	Coverage	Age cohort	Sample	Cards seen
BCG	Card or History	96	12-23 m	-	52
DTP1	Card or History	95	12-23 m	-	52
DTP3	Card or History	81	12-23 m	-	52
MCV1	Card or History	71	12-23 m	-	52
Pol1	Card or History	95	12-23 m	-	52
Pol3	Card or History	81	12-23 m	-	52

## 1998 Bangladesh Demographic and Health Survey 1999-2000, 2001

Vaccine	Confirmation method	Coverage	Age cohort	Sample	Cards seen
BCG	C or H <12 months	90	12-23 m	1316	44
BCG	Card	43.4	12-23 m	1316	44
BCG	Card or History	91	12-23 m	1316	44
BCG	History	47.6	12-23 m	1316	44
DTP1	C or H <12 months	88.4	12-23 m	1316	44
DTP1	Card	43.5	12-23 m	1316	44
DTP1	Card or History	88.9	12-23 m	1316	44

# Bangladesh - survey details

DTP1	History	45.4	12-23 m	1316	44						
DTP3	C or H <12 months	70.2	12-23 m	1316	44	Vaccine	Confirmation method	Coverage	Age cohort	Sample	Cards seen
DTP3	Card	38.1	12-23 m	1316	44	BCG	C or H <12 months	91	12-23 m	-	54
DTP3	Card or History	72.1	12-23 m	1316	44	BCG	Card	100	12-23 m	-	54
DTP3	History	34	12-23 m	1316	44	BCG	Card <12 months	99	12-23 m	-	54
MCV1	C or H <12 months	62.1	12-23 m	1316	44	BCG	Card or History	92	12-23 m	-	54
MCV1	Card	34.4	12-23 m	1316	44	DTP3	C or H <12 months	68	12-23 m	-	54
MCV1	Card or History	70.8	12-23 m	1316	44	DTP3	Card	91	12-23 m	-	54
MCV1	History	36.5	12-23 m	1316	44	DTP3	Card <12 months	77	12-23 m	-	54
Pol1	C or H <12 months	89.1	12-23 m	1316	44	DTP3	Card or History	78	12-23 m	-	54
Pol1	Card	43.4	12-23 m	1316	44	MCV1	C or H <12 months	62	12-23 m	-	54
Pol1	Card or History	89.4	12-23 m	1316	44	MCV1	Card	84	12-23 m	-	54
Pol1	History	46	12-23 m	1316	44	MCV1	Card <12 months	74	12-23 m	-	54
Pol3	C or H <12 months	69.1	12-23 m	1316	44	MCV1	Card or History	72	12-23 m	-	54
Pol3	Card	38.2	12-23 m	1316	44	Pol3	C or H <12 months	68	12-23 m	-	54
Pol3	Card or History	70.8	12-23 m	1316	44	Pol3	Card	91	12-23 m	-	54
Pol3	History	32.6	12-23 m	1316	44	Pol3	Card <12 months	77	12-23 m	-	54
						Pol3	Card or History	78	12-23 m	-	54

1997 National Coverage Evaluation Survey Bangladesh 1998

Further information and estimates for previous years are available at:

<http://www.data.unicef.org/child-health/immunization>

<https://www.who.int/teams/immunization-vaccines-and-biologicals/immunization-analysis-and-insights/global-monitoring/data-statistics-and-graphics>