

BACKGROUND NOTE: Each year WHO and UNICEF jointly review reports submitted by Member States regarding national immunization coverage, finalized survey reports as well as data from the published and grey literature. Based on these data, with due consideration to potential biases and the views of local experts, WHO and UNICEF attempt to distinguish between situations where the available empirical data accurately reflect immunization system performance and those where the data are likely to be compromised and present a misleading view of immunization coverage while jointly estimating the most likely coverage levels for each country.

WHO and UNICEF estimates are country-specific; that is to say, each country's data are reviewed individually, and data are not borrowed from other countries in the absence of data. Estimates are not based on ad hoc adjustments to reported data; in some instances empirical data are available from a single source, usually the nationally reported coverage data. In cases where no data are available for a given country/vaccine/year combination, data are considered from earlier and later years and interpolated to estimate coverage for the missing year(s). In cases where data sources are mixed and show large variation, an attempt is made to identify the most likely estimate with consideration of the possible biases in available data. For methods see:

*Burton et al. 2009. WHO and UNICEF estimates of national infant immunization coverage: methods and processes.

*Burton et al. 2012. A formal representation of the WHO and UNICEF estimates of national immunization coverage: a computational logic approach.

*Brown et al. 2013. An introduction to the grade of confidence used to characterize uncertainty around the WHO and UNICEF estimates of national immunization coverage.

DATA SOURCES.

ADMINISTRATIVE coverage: Reported by national authorities and based on aggregated administrative reports from health service providers on the number of vaccinations administered during a given period (numerator data) and reported target population data (denominator data). May be biased by inaccurate numerator and/or denominator data.

OFFICIAL coverage: Estimated coverage reported by national authorities that reflects their assessment of the most likely coverage based on any combination of administrative coverage, survey-based estimates or other data sources or adjustments. Approaches to determine OFFICIAL coverage may differ across countries.

SURVEY coverage: Based on estimated coverage from population-based household surveys among children aged 12-23 months or 24-35 months following a review of survey methods and results. Information is based on the combination of vaccination history from documented evidence or caregiver recall. Survey results are considered for the appropriate birth cohort based on the period of data collection.

ABBREVIATIONS

BCG: percentage of births who received one dose of Bacillus Calmette Guerin vaccine.

DTP1 / DTP3: percentage of surviving infants who received the 1st / 3rd dose, respectively, of diphtheria and tetanus toxoid with pertussis containing vaccine.

Pol3: percentage of surviving infants who received the 3rd dose of polio containing vaccine. May be either oral or inactivated polio vaccine.

IPV1: percentage of surviving infants who received at least one dose of inactivated polio vaccine. In countries utilizing an immunization schedule recommending either (i) a primary series of three doses of oral polio vaccine (OPV) plus at least one dose of IPV where OPV is included in routine

immunization and/or campaign or (ii) a sequential schedule of IPV followed by OPV, WHO and UNICEF estimates for IPV1 reflect coverage with at least one routine dose of IPV among infants <1 year of age among countries. For countries utilizing IPV containing vaccine use only, i.e., no recommended dose of OPV, the WHO and UNICEF estimate for IPV1 corresponds to coverage for the 1st dose of IPV.

Production of IPV coverage estimates, which begins in 2015, results in no change of the estimated coverage levels for the 3rd dose of polio (Pol3). For countries recommending routine immunization with a primary series of three doses of IPV alone, WHO and UNICEF estimated Pol3 coverage is equivalent to estimated coverage with three doses of IPV. For countries with a sequential schedule, estimated Pol3 coverage is based on that for the 3rd dose of polio vaccine regardless of vaccine type.

MCV1: percentage of surviving infants who received the 1st dose of measles containing vaccine. In countries where the national schedule recommends the 1st dose of MCV at 12 months or later based on the epidemiology of disease in the country, coverage estimates reflect the percentage of children who received the 1st dose of MCV as recommended.

MCV2: percentage of children who received the 2nd dose of measles containing vaccine according to the nationally recommended schedule.

RCV1: percentage of surviving infants who received the 1st dose of rubella containing vaccine. Coverage estimates are based on WHO and UNICEF estimates of coverage for the dose of measles containing vaccine that corresponds to the first measles-rubella combination vaccine. Nationally reported coverage of RCV is not taken into consideration nor are the data represented in the accompanying graph and data table.

HepBB: percentage of births which received a dose of hepatitis B vaccine within 24 hours of delivery. Estimates of hepatitis B birth dose coverage are produced only for countries with a universal birth dose policy. Estimates are not produced for countries that recommend a birth dose to infants born to HepB virus-infected mothers only or where there is insufficient information to determine whether vaccination is within 24 hours of birth.

HepB3: percentage of surviving infants who received the 3rd dose of hepatitis B containing vaccine following the birth dose.

Hib3: percentage of surviving infants who received the 3rd dose of Haemophilus influenzae type b containing vaccine.

RotaC: percentage of surviving infants who received the final recommended dose of rotavirus vaccine, which can be either the 2nd or the 3rd dose depending on the vaccine.

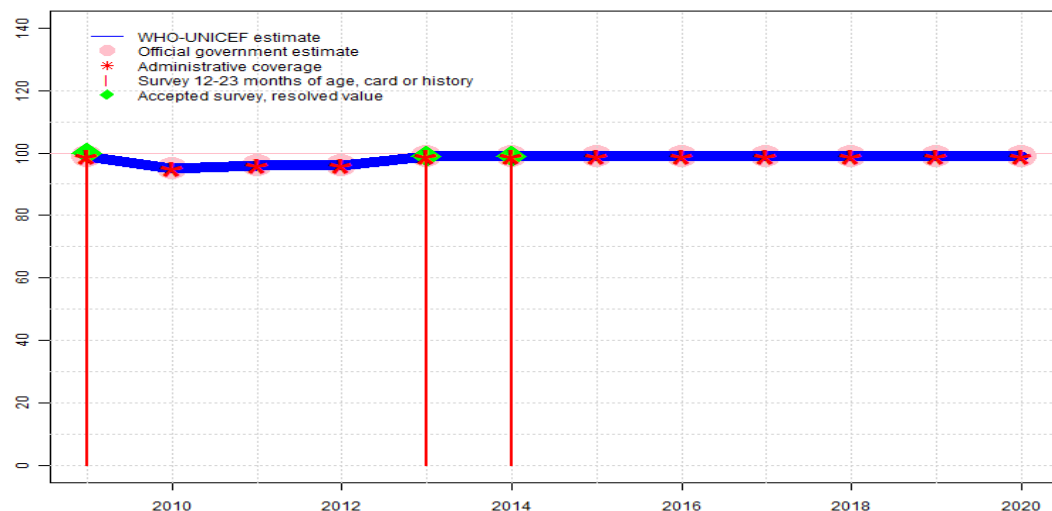
PcV3: percentage of surviving infants who received the 3rd dose of pneumococcal conjugate vaccine. In countries where the national schedule recommends two doses during infancy and a booster dose at 12 months or later based on the epidemiology of disease in the country, coverage estimates may reflect the percentage of surviving infants who received two doses of PcV prior to the 1st birthday.

YFV: percentage of surviving infants who received one dose of yellow fever vaccine in countries where YFV is part of the national immunization schedule for children or is recommended in at risk areas; coverage estimates are annualized for the entire cohort of surviving infants.

Disclaimer: All reasonable precautions have been taken by the World Health Organization and United Nations Children's Fund to verify the information contained in this publication. However, the published material is being distributed without warranty of any kind, either expressed or implied. The responsibility for the interpretation and use of the material lies with the reader. In no event shall the World Health Organization or United Nations Children's Fund be liable for damages arising from its use.

Armenia - BCG

ARM - BCG



Description:

- 2020: Estimate based on coverage reported by national government. No nationally representative independent assessment within the last 5 years. WHO and UNICEF recommend a high-quality independent empirical assessment to confirm reported levels of coverage. Estimate challenged by: D-
- 2019: Estimate based on coverage reported by national government. Estimate challenged by: D-
- 2018: Estimate based on coverage reported by national government. Estimate challenged by: D-
- 2017: Estimate based on coverage reported by national government. Estimate challenged by: D-
- 2016: Estimate based on coverage reported by national government. GoC=R+ S+ D+
- 2015: Estimate based on coverage reported by national government. GoC=R+ S+ D+
- 2014: Estimate based on coverage reported by national government supported by survey. Survey evidence of 99 percent based on 1 survey(s). GoC=R+ S+ D+
- 2013: Estimate based on coverage reported by national government supported by survey. Survey evidence of 99 percent based on 1 survey(s). GoC=R+ S+ D+
- 2012: Estimate based on coverage reported by national government. GoC=R+ S+ D+
- 2011: Estimate based on coverage reported by national government. GoC=R+ S+ D+
- 2010: Estimate based on coverage reported by national government. GoC=R+ S+ D+
- 2009: Estimate based on coverage reported by national government supported by survey. Survey evidence of 100 percent based on 1 survey(s). Estimate challenged by: D-

	2009	2010	2011	2012	2013	2014	2015	2016	2017	2018	2019	2020
Estimate	99	95	96	96	99	99	99	99	99	99	99	99
Estimate GoC	•	•••	•••	•••	•••	•••	•••	•••	•	•	•	•
Official	99	95	96	96	99	99	99	99	99	99	99	99
Administrative	99	95	96	96	99	99	99	99	99	99	99	99
Survey	100	NA	NA	NA	99	99	NA	NA	NA	NA	NA	NA

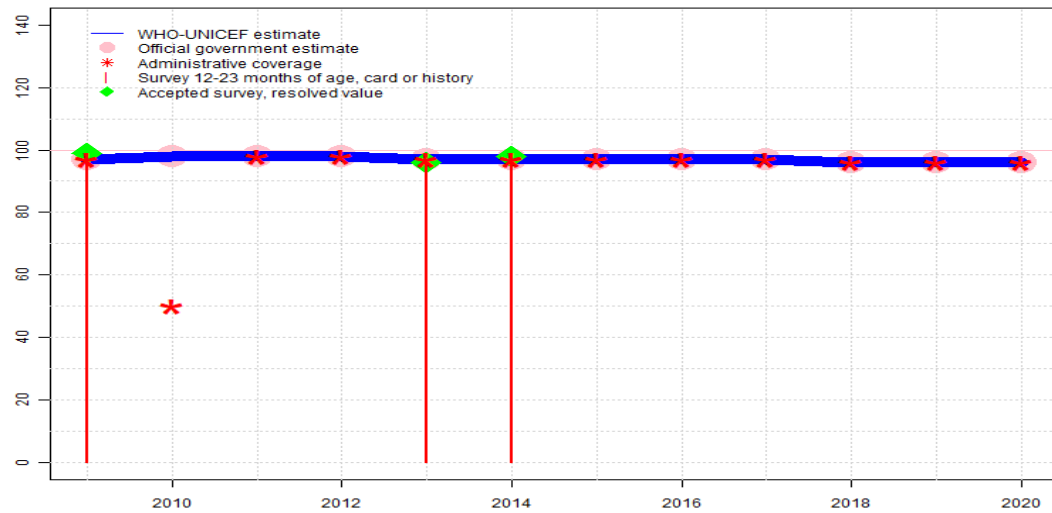
The WHO and UNICEF estimates of national immunization coverage (wuenic) are based on data and information that are of varying, and, in some instances, unknown quality. Beginning with the 2011 revision we describe the grade of confidence (GoC) we have in these estimates. As there is no underlying probability model upon which the estimates are based, we are unable to present classical measures of uncertainty, e.g., confidence intervals. Moreover, we have chosen not to make subjective estimates of plausibility/certainty ranges around the coverage. The GoC reflects the degree of empirical support upon which the estimates are based. It is not a judgment of the quality of data reported by national authorities.

- Estimate is supported by reported data [R+], coverage recalculated with an independent denominator from the World Population Prospects: 2020 revision from the UN Population Division (D+), and at least one supporting survey within 2 years [S+]. While well supported, the estimate still carries a risk of being wrong.
- Estimate is supported by at least one data source; [R+], [S+], or [D+]; and no data source, [R-], [D-], or [S-], challenges the estimate.
- There are no directly supporting data; or data from at least one source; [R-], [D-], [S-]; challenge the estimate.

In all cases these estimates should be used with caution and should be assessed in light of the objective for which they are being used.

Armenia - DTP1

ARM - DTP1



	2009	2010	2011	2012	2013	2014	2015	2016	2017	2018	2019	2020
Estimate	97	98	98	98	97	97	97	97	97	96	96	96
Estimate GoC	•	•	•••	•••	•••	•••	•••	•••	••	•	•	•
Official	97	98	98	98	97	97	97	97	97	96	96	96
Administrative	97	50	98	98	97	97	97	97	97	96	96	96
Survey	99	NA	NA	NA	96	98	NA	NA	NA	NA	NA	NA

The WHO and UNICEF estimates of national immunization coverage (wuenic) are based on data and information that are of varying, and, in some instances, unknown quality. Beginning with the 2011 revision we describe the grade of confidence (GoC) we have in these estimates. As there is no underlying probability model upon which the estimates are based, we are unable to present classical measures of uncertainty, e.g., confidence intervals. Moreover, we have chosen not to make subjective estimates of plausibility/certainty ranges around the coverage. The GoC reflects the degree of empirical support upon which the estimates are based. It is not a judgment of the quality of data reported by national authorities.

- Estimate is supported by reported data [R+], coverage recalculated with an independent denominator from the World Population Prospects: 2020 revision from the UN Population Division (D+), and at least one supporting survey within 2 years [S+]. While well supported, the estimate still carries a risk of being wrong.
- Estimate is supported by at least one data source; [R+], [S+], or [D+]; and no data source, [R-], [D-], or [S-], challenges the estimate.
- There are no directly supporting data; or data from at least one source; [R-], [D-], [S-]; challenge the estimate.

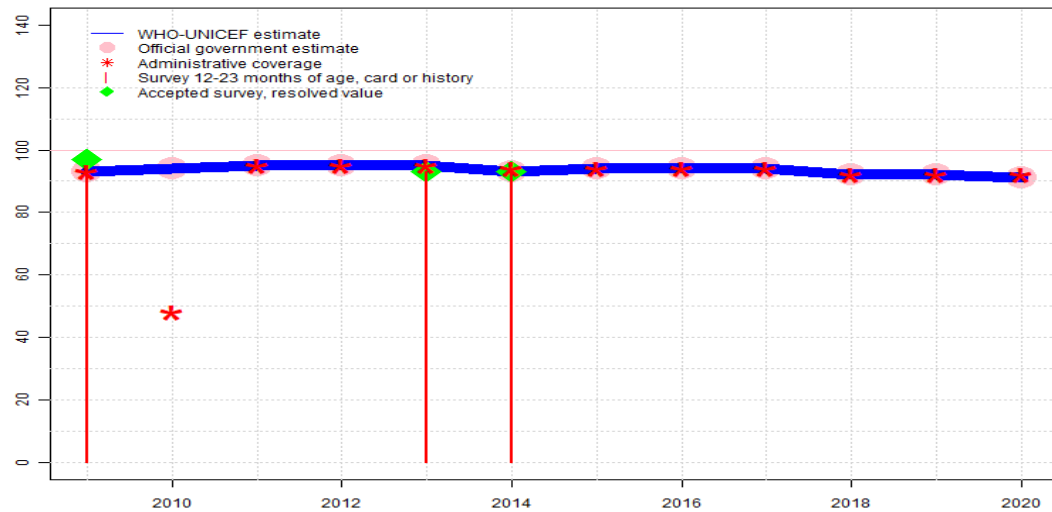
In all cases these estimates should be used with caution and should be assessed in light of the objective for which they are being used.

Description:

- 2020: Estimate based on coverage reported by national government. No nationally representative independent assessment within the last 5 years. WHO and UNICEF recommend a high-quality independent empirical assessment to confirm reported levels of coverage. Estimate challenged by: D-
- 2019: Estimate based on coverage reported by national government. Estimate challenged by: D-
- 2018: Estimate based on coverage reported by national government. Estimate challenged by: D-
- 2017: Estimate based on coverage reported by national government. GoC=R+ D+
- 2016: Estimate based on coverage reported by national government. GoC=R+ S+ D+
- 2015: Estimate based on coverage reported by national government. GoC=R+ S+ D+
- 2014: Estimate based on coverage reported by national government supported by survey. Survey evidence of 98 percent based on 1 survey(s). GoC=R+ S+ D+
- 2013: Estimate based on coverage reported by national government supported by survey. Survey evidence of 96 percent based on 1 survey(s). GoC=R+ S+ D+
- 2012: Estimate based on coverage reported by national government. GoC=R+ S+ D+
- 2011: Estimate based on coverage reported by national government. GoC=R+ S+ D+
- 2010: Estimate based on coverage reported by national government. DTP-HepB-Hib vaccine was introduced in September 2009. Administrative data includes only DTP-HepB-Hib. Official estimate includes DTP as well. Estimate challenged by: D-
- 2009: Estimate based on coverage reported by national government supported by survey. Survey evidence of 99 percent based on 1 survey(s). Estimate challenged by: D-

Armenia - DTP3

ARM - DTP3



	2009	2010	2011	2012	2013	2014	2015	2016	2017	2018	2019	2020
Estimate	93	94	95	95	95	93	94	94	94	92	92	91
Estimate GoC	•	•	•••	•••	•••	•••	•••	•••	••	•	•	•
Official	93	94	95	95	95	93	94	94	94	92	92	91
Administrative	93	48	95	95	95	94	94	94	94	92	92	92
Survey	95	NA	NA	NA	93	93	NA	NA	NA	NA	NA	NA

The WHO and UNICEF estimates of national immunization coverage (wuenic) are based on data and information that are of varying, and, in some instances, unknown quality. Beginning with the 2011 revision we describe the grade of confidence (GoC) we have in these estimates. As there is no underlying probability model upon which the estimates are based, we are unable to present classical measures of uncertainty, e.g., confidence intervals. Moreover, we have chosen not to make subjective estimates of plausibility/certainty ranges around the coverage. The GoC reflects the degree of empirical support upon which the estimates are based. It is not a judgment of the quality of data reported by national authorities.

- Estimate is supported by reported data [R+], coverage recalculated with an independent denominator from the World Population Prospects: 2020 revision from the UN Population Division (D+), and at least one supporting survey within 2 years [S+]. While well supported, the estimate still carries a risk of being wrong.
- Estimate is supported by at least one data source; [R+], [S+], or [D+]; and no data source, [R-], [D-], or [S-], challenges the estimate.
- There are no directly supporting data; or data from at least one source; [R-], [D-], [S-]; challenge the estimate.

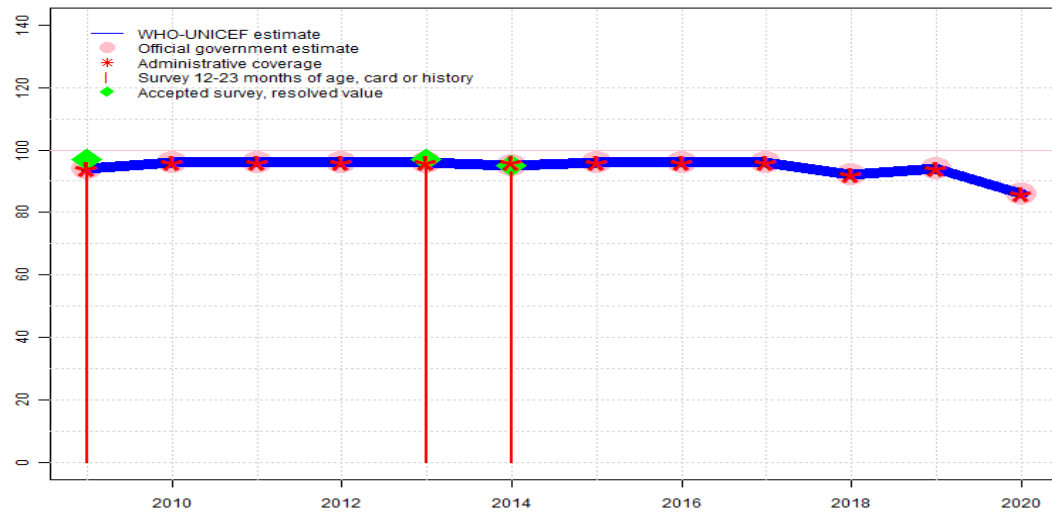
In all cases these estimates should be used with caution and should be assessed in light of the objective for which they are being used.

Description:

- 2020: Estimate based on coverage reported by national government. No nationally representative independent assessment within the last 5 years. WHO and UNICEF recommend a high-quality independent empirical assessment to confirm reported levels of coverage. Estimate challenged by: D-
- 2019: Estimate based on coverage reported by national government. Estimate challenged by: D-
- 2018: Estimate based on coverage reported by national government. Estimate challenged by: D-
- 2017: Estimate based on coverage reported by national government. GoC=R+ D+
- 2016: Estimate based on coverage reported by national government. GoC=R+ S+ D+
- 2015: Estimate based on coverage reported by national government. GoC=R+ S+ D+
- 2014: Estimate based on coverage reported by national government supported by survey. Survey evidence of 93 percent based on 1 survey(s). GoC=R+ S+ D+
- 2013: Estimate based on coverage reported by national government supported by survey. Survey evidence of 93 percent based on 1 survey(s). GoC=R+ S+ D+
- 2012: Estimate based on coverage reported by national government. GoC=R+ S+ D+
- 2011: Estimate based on coverage reported by national government. GoC=R+ S+ D+
- 2010: Estimate based on coverage reported by national government. DTP-HepB-Hib vaccine was introduced in September 2009. Administrative data includes only DTP-HepB-Hib. Official estimate includes DTP as well. Estimate challenged by: D-
- 2009: Estimate based on coverage reported by national government supported by survey. Survey evidence of 97 percent based on 1 survey(s). Armenia Demographic and Health Survey 2010 card or history results of 95 percent modified for recall bias to 97 percent based on 1st dose card or history coverage of 99 percent, 1st dose card only coverage of 92 percent and 3rd dose card only coverage of 90 percent. Estimate challenged by: D-

Armenia - Pol3

ARM - Pol3



	2009	2010	2011	2012	2013	2014	2015	2016	2017	2018	2019	2020
Estimate	94	96	96	96	96	95	96	96	96	92	94	86
Estimate GoC	●●●	●●●	●●●	●●●	●●●	●●●	●●●	●●●	●●	●	●	●
Official	94	96	96	96	96	95	96	96	96	92	94	86
Administrative	94	96	96	96	96	96	96	96	96	92	94	86
Survey	95	NA	NA	NA	96	93	NA	NA	NA	NA	NA	NA

The WHO and UNICEF estimates of national immunization coverage (wuenic) are based on data and information that are of varying, and, in some instances, unknown quality. Beginning with the 2011 revision we describe the grade of confidence (GoC) we have in these estimates. As there is no underlying probability model upon which the estimates are based, we are unable to present classical measures of uncertainty, e.g., confidence intervals. Moreover, we have chosen not to make subjective estimates of plausibility/certainty ranges around the coverage. The GoC reflects the degree of empirical support upon which the estimates are based. It is not a judgment of the quality of data reported by national authorities.

- Estimate is supported by reported data [R+], coverage recalculated with an independent denominator from the World Population Prospects: 2020 revision from the UN Population Division (D+), and at least one supporting survey within 2 years [S+]. While well supported, the estimate still carries a risk of being wrong.
- Estimate is supported by at least one data source; [R+], [S+], or [D+]; and no data source, [R-], [D-], or [S-], challenges the estimate.
- There are no directly supporting data; or data from at least one source; [R-], [D-], [S-]; challenge the estimate.

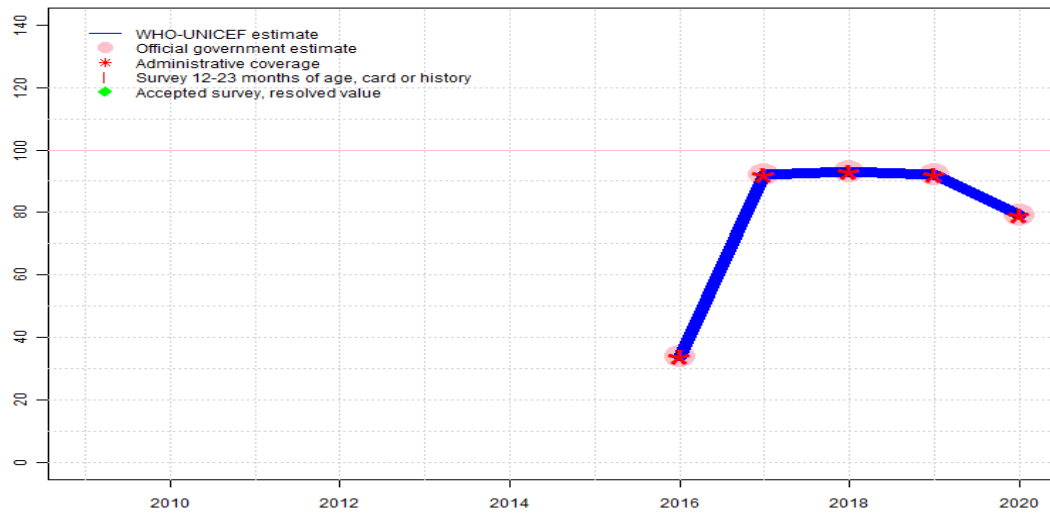
In all cases these estimates should be used with caution and should be assessed in light of the objective for which they are being used.

Description:

- 2020: Estimate based on coverage reported by national government. No nationally representative independent assessment within the last 5 years. WHO and UNICEF recommend a high-quality independent empirical assessment to confirm reported levels of coverage. Estimate challenged by: D-
- 2019: Estimate based on coverage reported by national government. Estimate challenged by: D-
- 2018: Estimate based on coverage reported by national government. Estimate challenged by: D-
- 2017: Estimate based on coverage reported by national government. GoC=R+ D+
- 2016: Estimate based on coverage reported by national government. GoC=R+ S+ D+
- 2015: Estimate based on coverage reported by national government. GoC=R+ S+ D+
- 2014: Estimate based on coverage reported by national government supported by survey. Survey evidence of 95 percent based on 1 survey(s). Armenia Demographic and Health Survey 2015-2016 card or history results of 93 percent modified for recall bias to 95 percent based on 1st dose card or history coverage of 98 percent, 1st dose card only coverage of 94 percent and 3rd dose card only coverage of 91 percent. GoC=R+ S+ D+
- 2013: Estimate based on coverage reported by national government supported by survey. Survey evidence of 97 percent based on 1 survey(s). Armenia Demographic and Health Survey 2015-2016 card or history results of 96 percent modified for recall bias to 97 percent based on 1st dose card or history coverage of 99 percent, 1st dose card only coverage of 92 percent and 3rd dose card only coverage of 90 percent. GoC=R+ S+ D+
- 2012: Estimate based on coverage reported by national government. GoC=R+ S+ D+
- 2011: Estimate based on coverage reported by national government. GoC=R+ S+ D+
- 2010: Estimate based on coverage reported by national government. GoC=R+ S+ D+
- 2009: Estimate based on coverage reported by national government supported by survey. Survey evidence of 97 percent based on 1 survey(s). Armenia Demographic and Health Survey 2010 card or history results of 95 percent modified for recall bias to 97 percent based on 1st dose card or history coverage of 99 percent, 1st dose card only coverage of 92 percent and 3rd dose card only coverage of 90 percent. GoC=R+ S+ D+

Armenia - IPV1

ARM - IPV1



Description:

Estimates for a dose of inactivated polio vaccine (IPV) begin in 2015 following the Global Polio Eradication Initiative's Polio Eradication and Endgame Strategic Plan: 2013-2018 which recommended at least one full dose or two fractional doses of IPV into routine immunization schedules as a strategy to mitigate the potential consequences should any re-emergence of type 2 poliovirus occur following the planned withdrawal of Sabin type 2 strains from oral polio vaccine (OPV).

2020: Estimate based on coverage reported by national government. No nationally representative independent assessment within the last 5 years. WHO and UNICEF recommend a high-quality independent empirical assessment to confirm reported levels of coverage. Decline in coverage is unexplained. Estimate challenged by: D-

2019: Estimate based on coverage reported by national government. Estimate challenged by: D-

2018: Estimate based on coverage reported by national government. Estimate challenged by: D-

2017: Estimate based on coverage reported by national government. National roll out after introduction. GoC=R+ D+

2016: Estimate based on coverage reported by national government. GoC=R+ D+

	2009	2010	2011	2012	2013	2014	2015	2016	2017	2018	2019	2020
Estimate	NA	NA	NA	NA	NA	NA	NA	34	92	93	92	79
Estimate GoC	NA	NA	NA	NA	NA	NA	NA	••	••	•	•	•
Official	NA	NA	NA	NA	NA	NA	NA	34	92	93	92	79
Administrative	NA	NA	NA	NA	NA	NA	NA	34	92	93	92	79
Survey	NA	NA	NA	NA	NA	NA	NA	NA	NA	NA	NA	NA

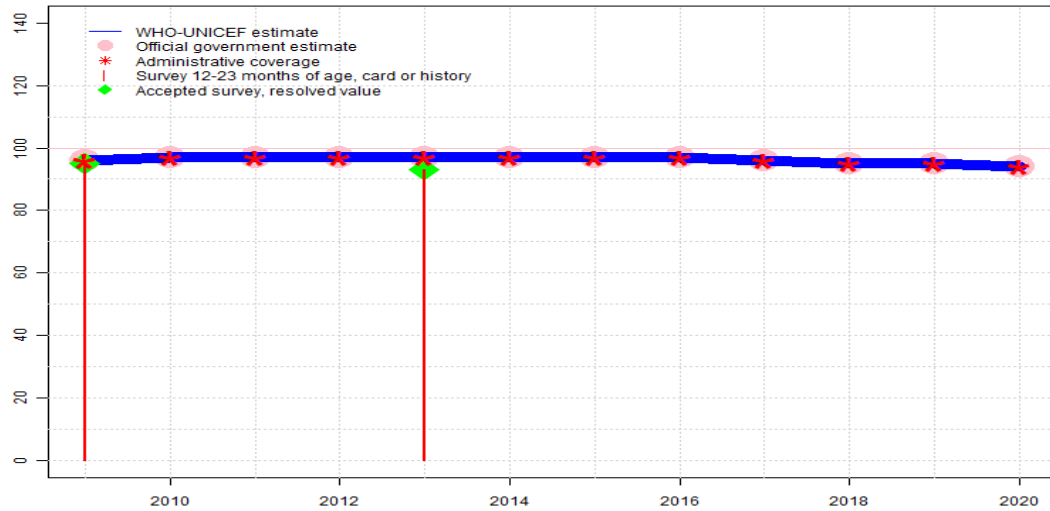
The WHO and UNICEF estimates of national immunization coverage (wuenic) are based on data and information that are of varying, and, in some instances, unknown quality. Beginning with the 2011 revision we describe the grade of confidence (GoC) we have in these estimates. As there is no underlying probability model upon which the estimates are based, we are unable to present classical measures of uncertainty, e.g., confidence intervals. Moreover, we have chosen not to make subjective estimates of plausibility/certainty ranges around the coverage. The GoC reflects the degree of empirical support upon which the estimates are based. It is not a judgment of the quality of data reported by national authorities.

- Estimate is supported by reported data [R+], coverage recalculated with an independent denominator from the World Population Prospects: 2020 revision from the UN Population Division (D+), and at least one supporting survey within 2 years [S+]. While well supported, the estimate still carries a risk of being wrong.
- Estimate is supported by at least one data source; [R+], [S+], or [D+]; and no data source, [R-], [D-], or [S-], challenges the estimate.
- There are no directly supporting data; or data from at least one source; [R-], [D-], [S-]; challenge the estimate.

In all cases these estimates should be used with caution and should be assessed in light of the objective for which they are being used.

Armenia - MCV1

ARM - MCV1



Description:

- 2020: Estimate based on coverage reported by national government. No nationally representative independent assessment within the last 5 years. WHO and UNICEF recommend a high-quality independent empirical assessment to confirm reported levels of coverage. Estimate challenged by: D-
- 2019: Estimate based on coverage reported by national government. Estimate challenged by: D-
- 2018: Estimate based on coverage reported by national government. GoC=R+ D+
- 2017: Estimate based on coverage reported by national government. GoC=R+ D+
- 2016: Estimate based on coverage reported by national government. GoC=R+ D+
- 2015: Estimate based on coverage reported by national government. GoC=R+ S+ D+
- 2014: Estimate based on coverage reported by national government. GoC=R+ S+ D+
- 2013: Estimate based on coverage reported by national government supported by survey. Survey evidence of 93 percent based on 1 survey(s). GoC=R+ S+ D+
- 2012: Estimate based on coverage reported by national government. GoC=R+ S+ D+
- 2011: Estimate based on coverage reported by national government. GoC=R+ S+ D+
- 2010: Estimate based on coverage reported by national government. Estimate challenged by: D-
- 2009: Estimate based on coverage reported by national government supported by survey. Survey evidence of 95 percent based on 1 survey(s). Estimate challenged by: D-

	2009	2010	2011	2012	2013	2014	2015	2016	2017	2018	2019	2020
Estimate	96	97	97	97	97	97	97	97	96	95	95	94
Estimate GoC	•	•	•••	•••	•••	•••	•••	••	••	••	•	•
Official	96	97	97	97	97	97	97	97	96	95	95	94
Administrative	96	97	97	97	97	97	97	97	96	95	95	94
Survey	95	NA	NA	NA	93	NA	NA	NA	NA	NA	NA	NA

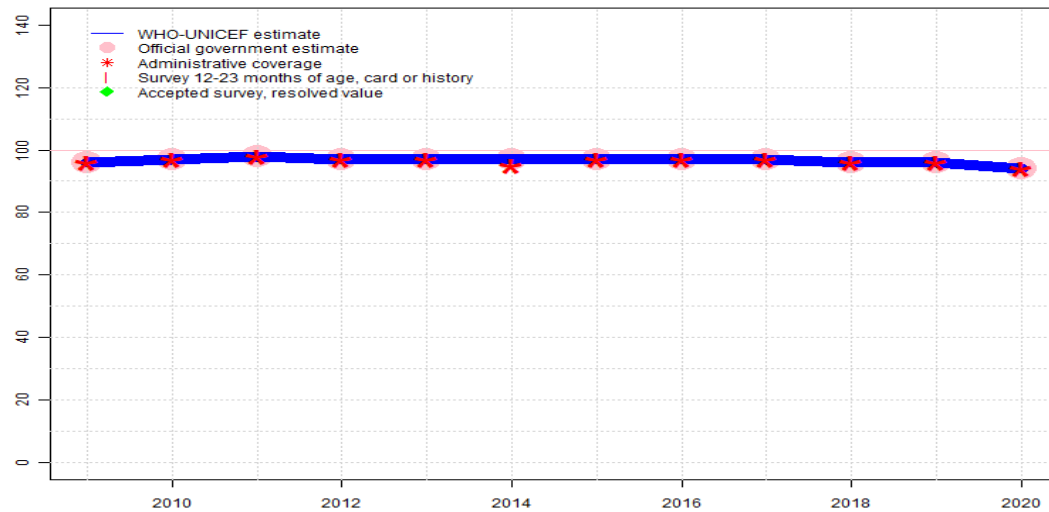
The WHO and UNICEF estimates of national immunization coverage (wuenic) are based on data and information that are of varying, and, in some instances, unknown quality. Beginning with the 2011 revision we describe the grade of confidence (GoC) we have in these estimates. As there is no underlying probability model upon which the estimates are based, we are unable to present classical measures of uncertainty, e.g., confidence intervals. Moreover, we have chosen not to make subjective estimates of plausibility/certainty ranges around the coverage. The GoC reflects the degree of empirical support upon which the estimates are based. It is not a judgment of the quality of data reported by national authorities.

- Estimate is supported by reported data [R+], coverage recalculated with an independent denominator from the World Population Prospects: 2020 revision from the UN Population Division (D+), and at least one supporting survey within 2 years [S+]. While well supported, the estimate still carries a risk of being wrong.
- Estimate is supported by at least one data source; [R+], [S+], or [D+]; and no data source, [R-], [D-], or [S-], challenges the estimate.
- There are no directly supporting data; or data from at least one source; [R-], [D-], [S-]; challenge the estimate.

In all cases these estimates should be used with caution and should be assessed in light of the objective for which they are being used.

Armenia - MCV2

ARM - MCV2



Description:

Coverage estimates for the second dose of measles containing vaccine are for children by the nationally recommended age.

2020: Estimate based on coverage reported by national government. No nationally representative independent assessment within the last 5 years. WHO and UNICEF recommend a high-quality independent empirical assessment to confirm reported levels of coverage. GoC=R+ D+

2019: Estimate based on coverage reported by national government. GoC=R+ D+

2018: Estimate based on coverage reported by national government. GoC=R+ D+

2017: Estimate based on coverage reported by national government. GoC=R+ D+

2016: Estimate based on coverage reported by national government. GoC=R+ D+

2015: Estimate based on coverage reported by national government. Estimate challenged by: D-

2014: Estimate based on coverage reported by national government. GoC=R+ D+

2013: Estimate based on coverage reported by national government. Estimate challenged by: D-

2012: Estimate based on coverage reported by national government. Estimate challenged by: D-

2011: Estimate based on coverage reported by national government. Estimate challenged by: D-

2010: Estimate based on coverage reported by national government. Estimate challenged by: D-

2009: Estimate based on coverage reported by national government. Estimate challenged by: D-

	2009	2010	2011	2012	2013	2014	2015	2016	2017	2018	2019	2020
Estimate	96	97	98	97	97	97	97	97	97	96	96	94
Estimate GoC	•	•	•	•	•	••	•	••	••	••	••	••
Official	96	97	98	97	97	97	97	97	97	96	96	94
Administrative	96	97	98	97	97	95	97	97	97	96	96	94
Survey	NA	NA	NA	NA	NA	NA	NA	NA	NA	NA	NA	NA

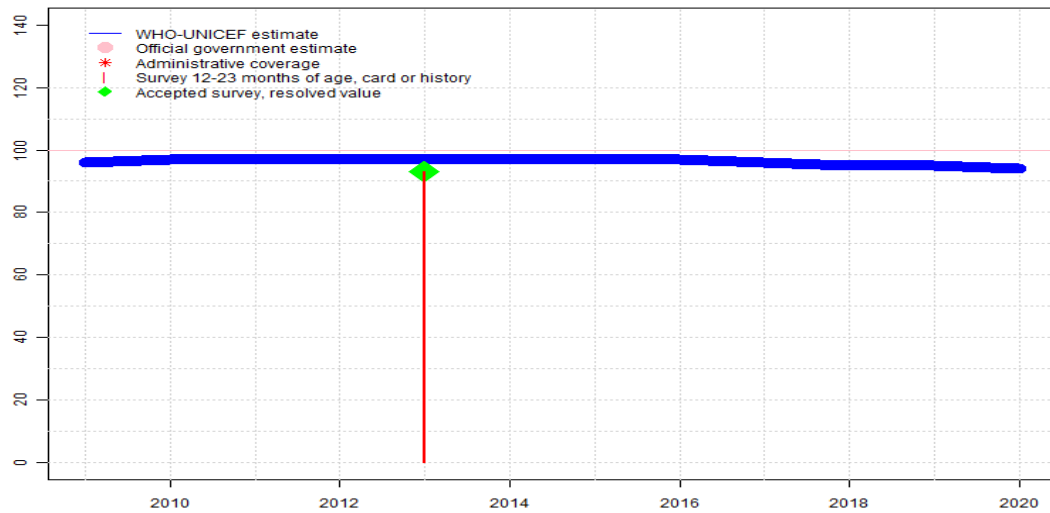
The WHO and UNICEF estimates of national immunization coverage (wuenic) are based on data and information that are of varying, and, in some instances, unknown quality. Beginning with the 2011 revision we describe the grade of confidence (GoC) we have in these estimates. As there is no underlying probability model upon which the estimates are based, we are unable to present classical measures of uncertainty, e.g., confidence intervals. Moreover, we have chosen not to make subjective estimates of plausibility/certainty ranges around the coverage. The GoC reflects the degree of empirical support upon which the estimates are based. It is not a judgment of the quality of data reported by national authorities.

- Estimate is supported by reported data [R+], coverage recalculated with an independent denominator from the World Population Prospects: 2020 revision from the UN Population Division (D+), and at least one supporting survey within 2 years [S+]. While well supported, the estimate still carries a risk of being wrong.
- Estimate is supported by at least one data source; [R+], [S+], or [D+]; and no data source, [R-], [D-], or [S-], challenges the estimate.
- There are no directly supporting data; or data from at least one source; [R-], [D-], [S-]; challenge the estimate.

In all cases these estimates should be used with caution and should be assessed in light of the objective for which they are being used.

Armenia - RCV1

ARM - RCV1



Description:

For this revision, coverage estimates for the first dose of rubella containing vaccine are based on WHO and UNICEF estimates of coverage of measles containing vaccine. Nationally reported coverage of rubella containing vaccine is not taken into consideration nor are they represented in the the accompanying graph and data table.

2020: Estimate based on estimated MCV1. No nationally representative independent assessment within the last 5 years. WHO and UNICEF recommend a high-quality independent empirical assessment to confirm reported levels of coverage. Estimate challenged by: D-

2019: Estimate based on estimated MCV1. Estimate challenged by: D-

2018: Estimate based on estimated MCV1. GoC=R+ D+

2017: Estimate based on estimated MCV1. GoC=R+ D+

2016: Estimate based on estimated MCV1. GoC=R+ D+

2015: Estimate based on estimated MCV1. GoC=R+ S+ D+

2014: Estimate based on estimated MCV1. GoC=R+ S+ D+

2013: Estimate based on estimated MCV1. GoC=R+ S+ D+

2012: Estimate based on estimated MCV1. GoC=R+ S+ D+

2011: Estimate based on estimated MCV1. GoC=R+ S+ D+

2010: Estimate based on estimated MCV1. Estimate challenged by: D-

2009: Estimate based on estimated MCV1. Estimate challenged by: D-

	2009	2010	2011	2012	2013	2014	2015	2016	2017	2018	2019	2020
Estimate	96	97	97	97	97	97	97	97	96	95	95	94
Estimate GoC	•	•	•••	•••	•••	•••	•••	••	••	••	•	•
Official	NA	NA	NA	NA	NA	NA	NA	NA	NA	NA	NA	NA
Administrative	NA	NA	NA	NA	NA	NA	NA	NA	NA	NA	NA	NA
Survey	NA	NA	NA	NA	93	NA	NA	NA	NA	NA	NA	NA

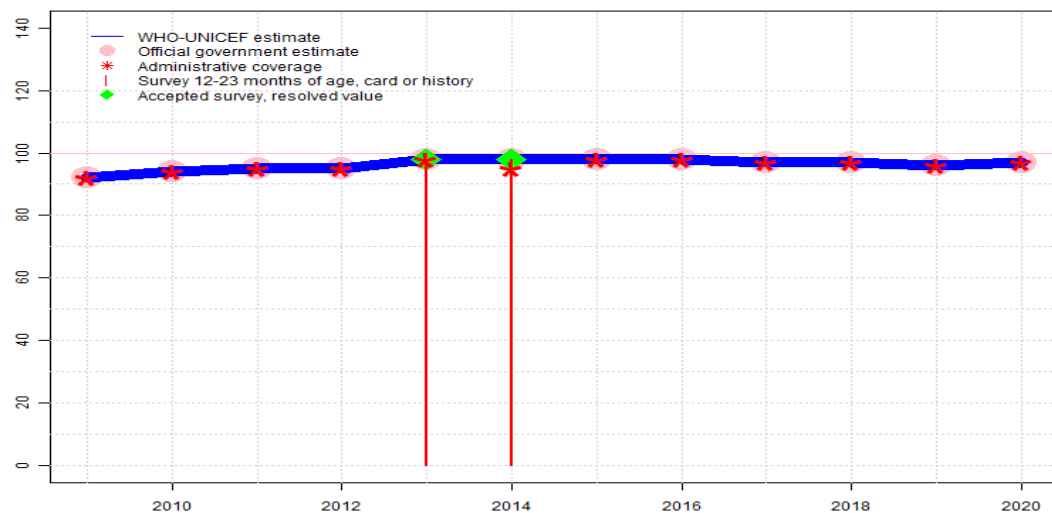
The WHO and UNICEF estimates of national immunization coverage (wuenic) are based on data and information that are of varying, and, in some instances, unknown quality. Beginning with the 2011 revision we describe the grade of confidence (GoC) we have in these estimates. As there is no underlying probability model upon which the estimates are based, we are unable to present classical measures of uncertainty, e.g., confidence intervals. Moreover, we have chosen not to make subjective estimates of plausibility/certainty ranges around the coverage. The GoC reflects the degree of empirical support upon which the estimates are based. It is not a judgment of the quality of data reported by national authorities.

- Estimate is supported by reported data [R+], coverage recalculated with an independent denominator from the World Population Prospects: 2020 revision from the UN Population Division (D+), and at least one supporting survey within 2 years [S+]. While well supported, the estimate still carries a risk of being wrong.
- Estimate is supported by at least one data source; [R+], [S+], or [D+]; and no data source, [R-], [D-], or [S-], challenges the estimate.
- There are no directly supporting data; or data from at least one source; [R-], [D-], [S-]; challenge the estimate.

In all cases these estimates should be used with caution and should be assessed in light of the objective for which they are being used.

Armenia - HepBB

ARM - HepBB



Description:

- 2020: Estimate based on coverage reported by national government. No nationally representative independent assessment within the last 5 years. WHO and UNICEF recommend a high-quality independent empirical assessment to confirm reported levels of coverage. Estimate challenged by: D-
- 2019: Estimate based on coverage reported by national government. Estimate challenged by: D-
- 2018: Estimate based on coverage reported by national government. Estimate challenged by: D-
- 2017: Estimate based on coverage reported by national government. GoC=R+ D+
- 2016: Estimate based on coverage reported by national government. GoC=R+ S+ D+
- 2015: Estimate based on coverage reported by national government. GoC=R+ S+ D+
- 2014: Estimate based on coverage reported by national government supported by survey. Survey evidence of 98 percent based on 1 survey(s). GoC=R+ S+ D+
- 2013: Estimate based on coverage reported by national government supported by survey. Survey evidence of 98 percent based on 1 survey(s). GoC=R+ S+ D+
- 2012: Estimate based on reported data. GoC=R+ S+ D+
- 2011: Estimate based on reported data. GoC=R+ S+ D+
- 2010: Estimate based on reported data. GoC=R+ D+
- 2009: Estimate based on reported data. GoC=R+ D+

	2009	2010	2011	2012	2013	2014	2015	2016	2017	2018	2019	2020
Estimate	92	94	95	95	98	98	98	98	97	97	96	97
Estimate GoC	••	••	•••	•••	•••	•••	•••	•••	••	•	•	•
Official	92	94	95	95	98	98	98	98	97	97	96	97
Administrative	92	94	95	95	98	95	98	98	97	97	96	97
Survey	NA	NA	NA	NA	98	98	NA	NA	NA	NA	NA	NA

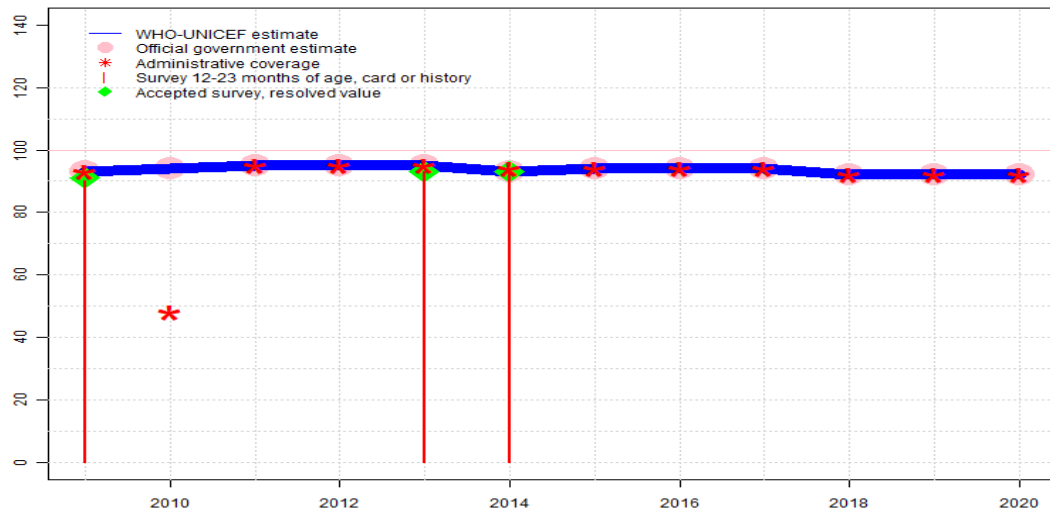
The WHO and UNICEF estimates of national immunization coverage (wuenic) are based on data and information that are of varying, and, in some instances, unknown quality. Beginning with the 2011 revision we describe the grade of confidence (GoC) we have in these estimates. As there is no underlying probability model upon which the estimates are based, we are unable to present classical measures of uncertainty, e.g., confidence intervals. Moreover, we have chosen not to make subjective estimates of plausibility/certainty ranges around the coverage. The GoC reflects the degree of empirical support upon which the estimates are based. It is not a judgment of the quality of data reported by national authorities.

- Estimate is supported by reported data [R+], coverage recalculated with an independent denominator from the World Population Prospects: 2020 revision from the UN Population Division (D+), and at least one supporting survey within 2 years [S+]. While well supported, the estimate still carries a risk of being wrong.
- Estimate is supported by at least one data source; [R+], [S+], or [D+]; and no data source, [R-], [D-], or [S-], challenges the estimate.
- There are no directly supporting data; or data from at least one source; [R-], [D-], [S-]; challenge the estimate.

In all cases these estimates should be used with caution and should be assessed in light of the objective for which they are being used.

Armenia - HepB3

ARM - HepB3



Description:

- 2020: Estimate based on coverage reported by national government. No nationally representative independent assessment within the last 5 years. WHO and UNICEF recommend a high-quality independent empirical assessment to confirm reported levels of coverage. Estimate challenged by: D-
- 2019: Estimate based on coverage reported by national government. Estimate challenged by: D-
- 2018: Estimate based on coverage reported by national government. Estimate challenged by: D-
- 2017: Estimate based on coverage reported by national government. GoC=R+ D+
- 2016: Estimate based on coverage reported by national government. GoC=R+ S+ D+
- 2015: Estimate based on coverage reported by national government. GoC=R+ S+ D+
- 2014: Estimate based on coverage reported by national government supported by survey. Survey evidence of 93 percent based on 1 survey(s). GoC=R+ S+ D+
- 2013: Estimate based on coverage reported by national government supported by survey. Survey evidence of 93 percent based on 1 survey(s). GoC=R+ S+ D+
- 2012: Estimate based on coverage reported by national government. GoC=R+ S+ D+
- 2011: Estimate based on coverage reported by national government. GoC=R+ S+ D+
- 2010: Estimate based on coverage reported by national government. DTP-HepB-Hib vaccine was introduced in September 2009. Administrative data includes only DTP-HepB-Hib. Official estimate includes monovalent HepB3 as well. Estimate challenged by: D-
- 2009: Estimate based on coverage reported by national government supported by survey. Survey evidence of 91 percent based on 1 survey(s). Armenia Demographic and Health Survey 2010 card or history results of 90 percent modified for recall bias to 91 percent based on 1st dose card or history coverage of 98 percent, 1st dose card only coverage of 92 percent and 3rd dose card only coverage of 85 percent. Estimate challenged by: D-

	2009	2010	2011	2012	2013	2014	2015	2016	2017	2018	2019	2020
Estimate	93	94	95	95	95	93	94	94	94	92	92	92
Estimate GoC	•	•	•••	•••	•••	•••	•••	•••	••	•	•	•
Official	93	94	95	95	95	93	94	94	94	92	92	92
Administrative	93	48	95	95	95	94	94	94	94	92	92	92
Survey	90	NA	NA	NA	93	93	NA	NA	NA	NA	NA	NA

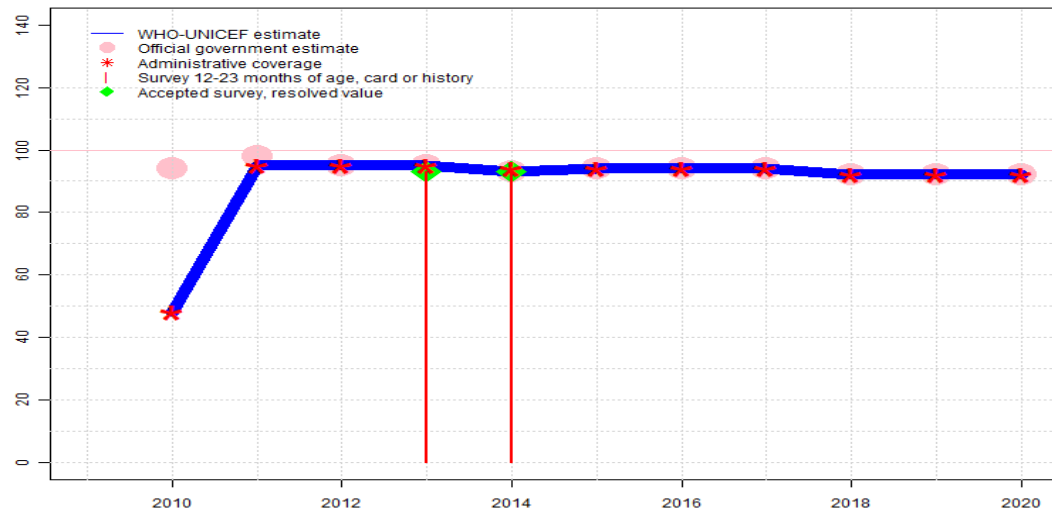
The WHO and UNICEF estimates of national immunization coverage (wuenic) are based on data and information that are of varying, and, in some instances, unknown quality. Beginning with the 2011 revision we describe the grade of confidence (GoC) we have in these estimates. As there is no underlying probability model upon which the estimates are based, we are unable to present classical measures of uncertainty, e.g., confidence intervals. Moreover, we have chosen not to make subjective estimates of plausibility/certainty ranges around the coverage. The GoC reflects the degree of empirical support upon which the estimates are based. It is not a judgment of the quality of data reported by national authorities.

- Estimate is supported by reported data [R+], coverage recalculated with an independent denominator from the World Population Prospects: 2020 revision from the UN Population Division (D+), and at least one supporting survey within 2 years [S+]. While well supported, the estimate still carries a risk of being wrong.
- Estimate is supported by at least one data source; [R+], [S+], or [D+]; and no data source, [R-], [D-], or [S-], challenges the estimate.
- There are no directly supporting data; or data from at least one source; [R-], [D-], [S-]; challenge the estimate.

In all cases these estimates should be used with caution and should be assessed in light of the objective for which they are being used.

Armenia - Hib3

ARM - Hib3



	2009	2010	2011	2012	2013	2014	2015	2016	2017	2018	2019	2020
Estimate	NA	48	95	95	95	93	94	94	94	92	92	92
Estimate GoC	NA	••	•••	•••	•••	•••	•••	•••	••	•	•	•
Official	NA	94	98	95	95	93	94	94	94	92	92	92
Administrative	NA	48	95	95	95	94	94	94	94	92	92	92
Survey	NA	NA	NA	NA	93	93	NA	NA	NA	NA	NA	NA

The WHO and UNICEF estimates of national immunization coverage (wuenic) are based on data and information that are of varying, and, in some instances, unknown quality. Beginning with the 2011 revision we describe the grade of confidence (GoC) we have in these estimates. As there is no underlying probability model upon which the estimates are based, we are unable to present classical measures of uncertainty, e.g., confidence intervals. Moreover, we have chosen not to make subjective estimates of plausibility/certainty ranges around the coverage. The GoC reflects the degree of empirical support upon which the estimates are based. It is not a judgment of the quality of data reported by national authorities.

- Estimate is supported by reported data [R+], coverage recalculated with an independent denominator from the World Population Prospects: 2020 revision from the UN Population Division (D+), and at least one supporting survey within 2 years [S+]. While well supported, the estimate still carries a risk of being wrong.
- Estimate is supported by at least one data source; [R+], [S+], or [D+]; and no data source, [R-], [D-], or [S-], challenges the estimate.
- There are no directly supporting data; or data from at least one source; [R-], [D-], [S-]; challenge the estimate.

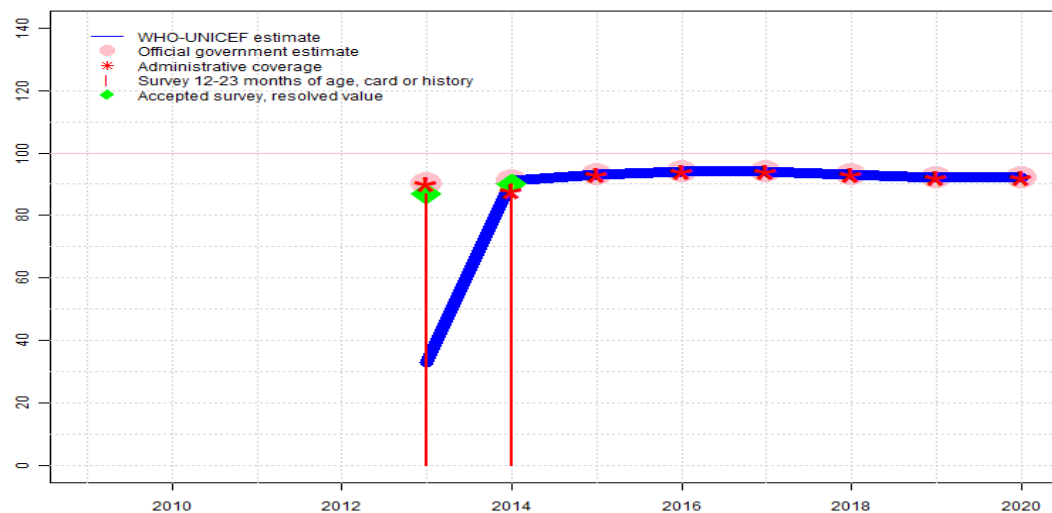
In all cases these estimates should be used with caution and should be assessed in light of the objective for which they are being used.

Description:

- 2020: Estimate based on coverage reported by national government. No nationally representative independent assessment within the last 5 years. WHO and UNICEF recommend a high-quality independent empirical assessment to confirm reported levels of coverage. Estimate challenged by: D-
- 2019: Estimate based on coverage reported by national government. Estimate challenged by: D-
- 2018: Estimate based on coverage reported by national government. Estimate challenged by: D-
- 2017: Estimate based on coverage reported by national government. GoC=R+ D+
- 2016: Estimate based on coverage reported by national government. GoC=R+ S+ D+
- 2015: Estimate based on coverage reported by national government. GoC=R+ S+ D+
- 2014: Estimate based on coverage reported by national government supported by survey. Survey evidence of 93 percent based on 1 survey(s). GoC=R+ S+ D+
- 2013: Estimate based on coverage reported by national government supported by survey. Survey evidence of 93 percent based on 1 survey(s). GoC=R+ S+ D+
- 2012: Estimate based on reported data. GoC=R+ S+ D+
- 2011: Estimate based on reported data. DTP-HepB-Hib combination used, inconsistent reporting. GoC=R+ S+ D+
- 2010: Estimate based on reported data. DTP-HepB-Hib vaccine was introduced in September 2009. GoC=R+ D+

Armenia - RotaC

ARM - RotaC



Description:

- 2020: Estimate based on coverage reported by national government. No nationally representative independent assessment within the last 5 years. WHO and UNICEF recommend a high-quality independent empirical assessment to confirm reported levels of coverage. Estimate challenged by: D-
- 2019: Estimate based on coverage reported by national government. Estimate challenged by: D-
- 2018: Estimate based on coverage reported by national government. Estimate challenged by: D-
- 2017: Estimate based on coverage reported by national government. GoC=R+ D+
- 2016: Estimate based on coverage reported by national government. GoC=R+ S+ D+
- 2015: Estimate based on coverage reported by national government. GoC=R+ S+ D+
- 2014: Estimate based on coverage reported by national government supported by survey. Survey evidence of 90 percent based on 1 survey(s). GoC=R+ S+ D+
- 2013: Rotavirus vaccine introduced in 2013. Ninety percent coverage attained in 36 percent of the national target population. Estimate is based on annualized coverage among national birth cohort. Estimate challenged by: R-S-

	2009	2010	2011	2012	2013	2014	2015	2016	2017	2018	2019	2020
Estimate	NA	NA	NA	NA	33	91	93	94	94	93	92	92
Estimate GoC	NA	NA	NA	NA	•	•••	•••	•••	••	•	•	•
Official	NA	NA	NA	NA	90	91	93	94	94	93	92	92
Administrative	NA	NA	NA	NA	90	88	93	94	94	93	92	92
Survey	NA	NA	NA	NA	87	90	NA	NA	NA	NA	NA	NA

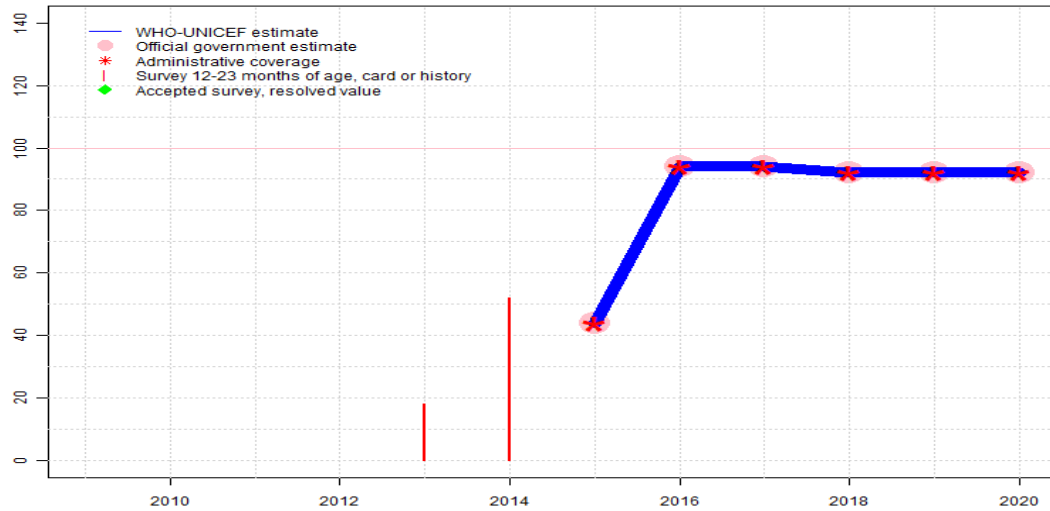
The WHO and UNICEF estimates of national immunization coverage (wuenic) are based on data and information that are of varying, and, in some instances, unknown quality. Beginning with the 2011 revision we describe the grade of confidence (GoC) we have in these estimates. As there is no underlying probability model upon which the estimates are based, we are unable to present classical measures of uncertainty, e.g., confidence intervals. Moreover, we have chosen not to make subjective estimates of plausibility/certainty ranges around the coverage. The GoC reflects the degree of empirical support upon which the estimates are based. It is not a judgment of the quality of data reported by national authorities.

- Estimate is supported by reported data [R+], coverage recalculated with an independent denominator from the World Population Prospects: 2020 revision from the UN Population Division (D+), and at least one supporting survey within 2 years [S+]. While well supported, the estimate still carries a risk of being wrong.
- Estimate is supported by at least one data source; [R+], [S+], or [D+]; and no data source, [R-], [D-], or [S-], challenges the estimate.
- There are no directly supporting data; or data from at least one source; [R-], [D-], [S-]; challenge the estimate.

In all cases these estimates should be used with caution and should be assessed in light of the objective for which they are being used.

Armenia - PcV3

ARM - PcV3



Description:

- 2020: Estimate based on coverage reported by national government. No nationally representative independent assessment within the last 5 years. WHO and UNICEF recommend a high-quality independent empirical assessment to confirm reported levels of coverage. Estimate challenged by: D-
- 2019: Estimate based on coverage reported by national government. Estimate challenged by: D-
- 2018: Estimate based on coverage reported by national government. Estimate challenged by: D-
- 2017: Estimate based on coverage reported by national government. GoC=R+ D+
- 2016: Estimate based on coverage reported by national government. GoC=R+ D+
- 2015: Estimate based on coverage reported by national government. Pneumococcal conjugate vaccine introduced during 2014. Reporting started during 2015. GoC=R+ D+

	2009	2010	2011	2012	2013	2014	2015	2016	2017	2018	2019	2020
Estimate	NA	NA	NA	NA	NA	NA	44	94	94	92	92	92
Estimate GoC	NA	NA	NA	NA	NA	NA	●●	●●	●●	●	●	●
Official	NA	NA	NA	NA	NA	NA	44	94	94	92	92	92
Administrative	NA	NA	NA	NA	NA	NA	44	94	94	92	92	92
Survey	NA	NA	NA	NA	18	52	NA	NA	NA	NA	NA	NA

The WHO and UNICEF estimates of national immunization coverage (wuenic) are based on data and information that are of varying, and, in some instances, unknown quality. Beginning with the 2011 revision we describe the grade of confidence (GoC) we have in these estimates. As there is no underlying probability model upon which the estimates are based, we are unable to present classical measures of uncertainty, e.g., confidence intervals. Moreover, we have chosen not to make subjective estimates of plausibility/certainty ranges around the coverage. The GoC reflects the degree of empirical support upon which the estimates are based. It is not a judgment of the quality of data reported by national authorities.

- Estimate is supported by reported data [R+], coverage recalculated with an independent denominator from the World Population Prospects: 2020 revision from the UN Population Division (D+), and at least one supporting survey within 2 years [S+]. While well supported, the estimate still carries a risk of being wrong.
- Estimate is supported by at least one data source; [R+], [S+], or [D+]; and no data source, [R-], [D-], or [S-], challenges the estimate.
- There are no directly supporting data; or data from at least one source; [R-], [D-], [S-]; challenge the estimate.

In all cases these estimates should be used with caution and should be assessed in light of the objective for which they are being used.

Armenia - survey details

2014 Armenia Demographic and Health Survey 2015-2016

Vaccine	Confirmation method	Coverage	Age cohort	Sample	Cards seen
BCG	C or H <12 months	99	12-23 m	338	96
BCG	Card	95.5	12-23 m	325	96
BCG	Card or History	99	12-23 m	338	96
BCG	History	3.5	12-23 m	13	96
DTP1	C or H <12 months	97.7	12-23 m	338	96
DTP1	Card	95	12-23 m	325	96
DTP1	Card or History	98.5	12-23 m	338	96
DTP1	History	3.5	12-23 m	13	96
DTP3	C or H <12 months	90.4	12-23 m	338	96
DTP3	Card	90.1	12-23 m	325	96
DTP3	Card or History	92.7	12-23 m	338	96
DTP3	History	2.6	12-23 m	13	96
HepB1	C or H <12 months	97.7	12-23 m	338	96
HepB1	Card	95	12-23 m	325	96
HepB1	Card or History	98.5	12-23 m	338	96
HepB1	History	3.5	12-23 m	13	96
HepB3	C or H <12 months	90.4	12-23 m	338	96
HepB3	Card	90.1	12-23 m	325	96
HepB3	Card or History	92.7	12-23 m	338	96
HepB3	History	2.6	12-23 m	13	96
HepBB	C or H <12 months	97.9	12-23 m	338	96
HepBB	Card	94.4	12-23 m	325	96
HepBB	Card or History	97.9	12-23 m	338	96
HepBB	History	3.5	12-23 m	13	96
Hib1	C or H <12 months	97.7	12-23 m	338	96
Hib1	Card	95	12-23 m	325	96
Hib1	Card or History	98.5	12-23 m	338	96
Hib1	History	3.5	12-23 m	13	96
Hib3	C or H <12 months	90.4	12-23 m	338	96
Hib3	Card	90.1	12-23 m	325	96
Hib3	Card or History	92.7	12-23 m	338	96
Hib3	History	2.6	12-23 m	13	96
PCV1	C or H <12 months	61.2	12-23 m	338	96
PCV1	Card	59.1	12-23 m	325	96
PCV1	Card or History	61.6	12-23 m	338	96
PCV1	History	2.6	12-23 m	13	96
PCV3	C or H <12 months	50.5	12-23 m	338	96

PCV3	Card	50.3	12-23 m	325	96
PCV3	Card or History	51.5	12-23 m	338	96
PCV3	History	1.2	12-23 m	13	96
Pol1	C or H <12 months	97.8	12-23 m	338	96
Pol1	Card	94.3	12-23 m	325	96
Pol1	Card or History	97.8	12-23 m	338	96
Pol1	History	3.5	12-23 m	13	96
Pol3	C or H <12 months	92	12-23 m	338	96
Pol3	Card	90.6	12-23 m	325	96
Pol3	Card or History	93.2	12-23 m	338	96
Pol3	History	2.6	12-23 m	13	96
RotaC	C or H <12 months	89.2	12-23 m	338	96
RotaC	Card	87.7	12-23 m	325	96
RotaC	Card or History	90.2	12-23 m	338	96
RotaC	History	2.4	12-23 m	13	96

2013 Armenia Demographic and Health Survey 2015-2016

Vaccine	Confirmation method	Coverage	Age cohort	Sample	Cards seen
BCG	C or H <12 months	99.2	24-35 m	335	96
BCG	Card	92.4	24-35 m	310	96
BCG	Card or History	99.2	24-35 m	335	96
BCG	History	6.8	24-35 m	25	96
DTP1	C or H <12 months	94.5	24-35 m	335	96
DTP1	Card	91.1	24-35 m	310	96
DTP1	Card or History	96.4	24-35 m	335	96
DTP1	History	5.4	24-35 m	25	96
DTP3	C or H <12 months	87.4	24-35 m	335	96
DTP3	Card	88.3	24-35 m	310	96
DTP3	Card or History	92.6	24-35 m	335	96
DTP3	History	4.3	24-35 m	25	96
HepB1	C or H <12 months	94.5	24-35 m	335	96
HepB1	Card	91.1	24-35 m	310	96
HepB1	Card or History	96.4	24-35 m	335	96
HepB1	History	5.4	24-35 m	25	96
HepB3	C or H <12 months	87.4	24-35 m	335	96
HepB3	Card	88.3	24-35 m	310	96
HepB3	Card or History	92.6	24-35 m	335	96
HepB3	History	4.3	24-35 m	25	96

Armenia - survey details

HepBB	C or H <12 months	98.2	24-35 m	335	96	Vaccine	Confirmation method	Coverage	Age cohort	Sample	Cards seen
HepBB	Card	91.3	24-35 m	310	96	BCG	C or H <18 months	99.5	18-29 m	306	92
HepBB	Card or History	98.2	24-35 m	335	96	BCG	Card	92.3	18-29 m	306	92
HepBB	History	6.8	24-35 m	25	96	BCG	Card or History	99.5	18-29 m	306	92
Hib1	C or H <12 months	94.5	24-35 m	335	96	BCG	History	7.3	18-29 m	306	92
Hib1	Card	91.1	24-35 m	310	96	DTP1	C or H <18 months	98.4	18-29 m	306	92
Hib1	Card or History	96.4	24-35 m	335	96	DTP1	Card	91.8	18-29 m	306	92
Hib1	History	5.4	24-35 m	25	96	DTP1	Card or History	98.9	18-29 m	306	92
Hib3	C or H <12 months	87.4	24-35 m	335	96	DTP1	History	7.1	18-29 m	306	92
Hib3	Card	88.3	24-35 m	310	96	DTP3	C or H <18 months	91.8	18-29 m	306	92
Hib3	Card or History	92.6	24-35 m	335	96	DTP3	Card	90.3	18-29 m	306	92
Hib3	History	4.3	24-35 m	25	96	DTP3	Card or History	95	18-29 m	306	92
MCV1	C or H <12 months	91.2	24-35 m	335	96	DTP3	History	4.6	18-29 m	306	92
MCV1	Card	87.4	24-35 m	310	96	HepB1	C or H <18 months	98.3	18-29 m	306	92
MCV1	Card or History	92.8	24-35 m	335	96	HepB1	Card	91.6	18-29 m	306	92
MCV1	History	5.4	24-35 m	25	96	HepB1	Card or History	98.3	18-29 m	306	92
PCV1	C or H <12 months	25.5	24-35 m	335	96	HepB1	History	6.6	18-29 m	306	92
PCV1	Card	23.7	24-35 m	310	96	HepB3	C or H <18 months	87.9	18-29 m	306	92
PCV1	Card or History	26.8	24-35 m	335	96	HepB3	Card	85.3	18-29 m	306	92
PCV1	History	3.1	24-35 m	25	96	HepB3	Card or History	89.5	18-29 m	306	92
PCV3	C or H <12 months	17.5	24-35 m	335	96	HepB3	History	4.2	18-29 m	306	92
PCV3	Card	15.6	24-35 m	310	96	MCV1	C or H <18 months	92.6	18-29 m	306	92
PCV3	Card or History	17.5	24-35 m	335	96	MCV1	Card	88.3	18-29 m	306	92
PCV3	History	1.9	24-35 m	25	96	MCV1	Card or History	95.4	18-29 m	306	92
Pol1	C or H <12 months	96.1	24-35 m	335	96	MCV1	History	7.1	18-29 m	306	92
Pol1	Card	92.4	24-35 m	310	96	Pol1	C or H <18 months	98.9	18-29 m	306	92
Pol1	Card or History	98.9	24-35 m	335	96	Pol1	Card	92.1	18-29 m	306	92
Pol1	History	6.5	24-35 m	25	96	Pol1	Card or History	99.4	18-29 m	306	92
Pol3	C or H <12 months	91.3	24-35 m	335	96	Pol1	History	7.3	18-29 m	306	92
Pol3	Card	89.7	24-35 m	310	96	Pol3	C or H <18 months	93.3	18-29 m	306	92
Pol3	Card or History	95.6	24-35 m	335	96	Pol3	Card	90.3	18-29 m	306	92
Pol3	History	5.9	24-35 m	25	96	Pol3	Card or History	95.3	18-29 m	306	92
RotaC	C or H <12 months	85.6	24-35 m	335	96	Pol3	History	5	18-29 m	306	92
RotaC	Card	84	24-35 m	310	96						
RotaC	Card or History	87.3	24-35 m	335	96						
RotaC	History	3.3	24-35 m	25	96						

2004 Armenia Demographic and Health Survey 2005

2009 Armenia Demographic and Health Survey 2010

Vaccine	Confirmation method	Coverage	Age cohort	Sample	Cards seen
BCG	C or H <12 months	97.9	12-23 m	302	92
BCG	Card	90.4	12-23 m	302	92

Armenia - survey details

BCG	Card or History	98.1	12-23 m	302	92
BCG	History	7.7	12-23 m	302	92
DTP1	C or H <12 months	86.7	12-23 m	302	92
DTP1	Card	87.4	12-23 m	302	92
DTP1	Card or History	94.5	12-23 m	302	92
DTP1	History	7.1	12-23 m	302	92
DTP3	C or H <12 months	44.8	12-23 m	302	92
DTP3	Card	68.2	12-23 m	302	92
DTP3	Card or History	71.4	12-23 m	302	92
DTP3	History	3.2	12-23 m	302	92
HepB1	C or H <12 months	97.3	12-23 m	302	92
HepB1	Card	90.3	12-23 m	302	92
HepB1	Card or History	97.5	12-23 m	302	92
HepB1	History	7.1	12-23 m	302	92
HepB3	C or H <12 months	66.5	12-23 m	302	92
HepB3	Card	71.9	12-23 m	302	92
HepB3	Card or History	75.4	12-23 m	302	92
HepB3	History	3.5	12-23 m	302	92
MCV1	C or H <12 months	2.9	12-23 m	302	92
MCV1	Card	69.2	12-23 m	302	92
MCV1	Card or History	72.3	12-23 m	302	92
MCV1	History	3.1	12-23 m	302	92
Pol1	C or H <12 months	92.8	12-23 m	302	92
Pol1	Card	89.9	12-23 m	302	92
Pol1	Card or History	97.5	12-23 m	302	92
Pol1	History	7.5	12-23 m	302	92
Pol3	C or H <12 months	41.6	12-23 m	302	92

Pol3	Card	72.5	12-23 m	302	92
Pol3	Card or History	76.9	12-23 m	302	92
Pol3	History	4.3	12-23 m	302	92

1999 Armenia Demographic and Health Survey 2000, 2001

Vaccine	Confirmation method	Coverage	Age cohort	Sample	Cards seen
BCG	Card	89.2	12-23 m	283	-
DTP1	Card	91.8	12-23 m	283	-
DTP3	Card	88.4	12-23 m	283	-
MCV1	Card	73.2	12-23 m	283	-
Pol1	Card	92.6	12-23 m	283	-
Pol3	Card	90.7	12-23 m	283	-

1998 Evaluation of the National Immunization Program of the Republic of Armenia 1999

Vaccine	Confirmation method	Coverage	Age cohort	Sample	Cards seen
BCG	Card or History	95.7	15-26 m	2145	-
DTP3	Card or History	97.7	15-26 m	2145	-
MCV1	Card or History	87.2	15-26 m	2145	-
Pol3	Card or History	99.4	15-26 m	2145	-

Further information and estimates for previous years are available at:

<http://www.data.unicef.org/child-health/immunization>

<https://www.who.int/teams/immunization-vaccines-and-biologicals/immunization-analysis-and-insights/global-monitoring/data-statistics-and-graphics>