

Solomon Islands: WHO and UNICEF estimates of immunization coverage: 2024 revision

BACKGROUND NOTE Each year WHO and UNICEF jointly review reports submitted by Member States regarding national immunization coverage, finalized survey reports as well as data from published and grey literature. Based on these data, with due consideration to potential biases and the views of local experts, WHO and UNICEF attempt to distinguish between situations where available empirical data accurately reflect immunization system performance and those where the data are likely compromised and present a misleading view of coverage.

WHO and UNICEF estimates are country-specific; that is to say, each country's data are reviewed individually, and data are not borrowed from other countries in the absence of data. Estimates are not based on ad hoc adjustments to reported data; in some instances empirical data are available from a single source, usually the nationally reported coverage data. In cases where no data are available for a given country/vaccine/year combination, data are considered from earlier and later years and interpolated to estimate coverage for the missing year(s). In cases where data sources are mixed and show large variation, an attempt is made to identify the most likely estimate with consideration of the possible biases in available data. For methods see:

* Burton et al. 2009. Bull World Health Organ. * Burton et al. 2012. PLoS One.
* Brown et al. 2013. Open Pub Health Journal. * Danovaro-Holliday et al. 2021. Gates Open Res.

DATA SOURCES

ADMINISTRATIVE coverage: Reported by national authorities and based on aggregated administrative reports from health service providers on the number of vaccinations administered during a given period (numerator data) and reported target population data (denominator data). May be biased by inaccurate numerator and/or denominator data.

OFFICIAL coverage: Estimated coverage reported by national authorities that reflects their assessment of the most likely coverage based on any combination of administrative coverage, survey-based estimates or other data sources or adjustments. Approaches to determine OFFICIAL coverage may differ across countries.

SURVEY coverage: Based on estimated coverage from population-based household surveys among children aged 6-11, 12-23 or 24-35 months following a review of survey methods and results. Information is based on the combination of vaccination history from documented evidence or caregiver recall. Survey results are considered for the appropriate birth cohort based on data collection period.

ABBREVIATIONS AND DEFINITIONS

BCG: percentage of births who received one dose of Bacillus Calmette Guerin vaccine.

DTP1 / DTP3: percentage of surviving infants who received the 1st / 3rd dose, respectively, of diphtheria and tetanus toxoid with pertussis containing vaccine.

POL3: percentage of surviving infants who received the 3rd dose of polio containing vaccine. May be either oral or inactivated polio vaccine.

IPV1: percentage of surviving infants who received at least one dose of inactivated polio vaccine. In countries utilizing an immunization schedule recommending either (i) a primary series of three doses of oral polio vaccine (OPV) plus at least one dose of IPV where OPV is included in routine immunization and/or campaign or (ii) a sequential schedule of IPV followed by OPV, WHO and UNICEF estimates for IPV1 reflect coverage with at least one routine dose of IPV among infants < 1 year of age. For countries utilizing IPV containing vaccine only, i.e., no recommended dose of OPV, WHO and UNICEF estimate for IPV1 corresponds to coverage for the 1st dose of IPV.

Production of IPV coverage estimates, which begins in 2015, results in no change of the estimated coverage levels for the 3rd dose of polio (POL3). For countries recommending routine immunization with a primary series of three doses of IPV alone, WHO and UNICEF estimated POL3 coverage is equivalent to estimated coverage with three doses of IPV. For countries with a sequential schedule, estimated POL3 coverage is based on that for the 3rd dose of polio vaccine regardless of vaccine type.

IPV2: percentage of surviving infants who received a 2nd dose of inactivated polio vaccine. IPV2 coverage estimates produced for OPV using countries.

MCV1: percentage of surviving infants who received the 1st dose of measles containing vaccine. In countries where the national schedule recommends the 1st dose of MCV at 12 months or later based on the epidemiology of disease in the country, coverage estimates reflect the percentage of children who received the 1st dose of MCV as recommended.

MCV2: percentage of children who received the 2nd dose of measles containing vaccine according to the nationally recommended schedule.

RCV1: percentage of surviving infants who received the 1st dose of rubella containing vaccine. Coverage estimates are based on WHO and UNICEF estimates of coverage for the dose of measles containing vaccine that corresponds to the first measles-rubella combination vaccine. Nationally reported coverage of RCV is not taken into consideration in the production of the estimate.

HEPB: percentage of births which received a dose of hepatitis B vaccine within 24 hours of delivery. Estimates of hepatitis B birth dose coverage are produced only for countries with a universal birth dose policy. Estimates are not produced for countries that recommend a birth dose to infants born to HEPB virus-infected mothers only or where there is insufficient information to determine whether vaccination is within 24 hours of birth.

HEPB3: percentage of surviving infants who received the 3rd dose of hepatitis B containing vaccine following the birth dose.

HIB3: percentage of surviving infants who received the 3rd dose of Haemophilus influenzae type b containing vaccine.

ROTAC: percentage of surviving infants who received the final recommended dose of rotavirus vaccine, which can be either the 2nd or the 3rd dose depending on the vaccine.

PCV3: percentage of surviving infants who received the 3rd dose of pneumococcal conjugate vaccine. In countries where the national schedule recommends two doses during infancy and a booster dose at 12 months or later based on the epidemiology of disease in the country, coverage estimates may reflect the percentage of surviving infants who received two doses of PCV prior to the 1st birthday if coverage for the booster dose is not reported.

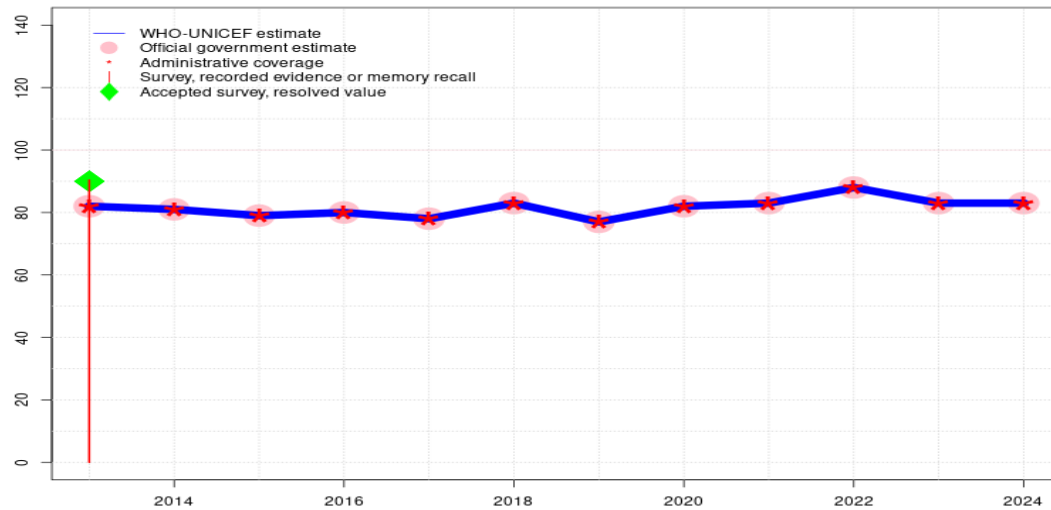
YFV: percentage of surviving infants who received one dose of yellow fever vaccine in countries where YFV is part of the national immunization schedule for children or is recommended in at risk areas; coverage estimates are annualized for the entire cohort of surviving infants.

MENGA: percentage of children who received one dose of meningococcal A conjugate vaccine. MENGA coverage estimates produced for countries in the meningitis belt of sub-Saharan Africa.

Disclaimer: All reasonable precautions have been taken by the World Health Organization and United Nations Children's Fund to verify the information contained in this publication. However, the published material is being distributed without warranty of any kind, either expressed or implied. The responsibility for the interpretation and use of the material lies with the reader. In no event shall the World Health Organization or United Nations Children's Fund be liable for damages arising from its use.

Solomon Islands - BCG

SLB - BCG



Description:

- 2024: Estimate informed by reported data. No nationally representative household survey for the most recent 5 annual birth cohorts. WHO and UNICEF recommend a high quality survey to verify reported levels of coverage. Reported target population decline of 9 percent between 2023 and 2024. Estimate challenged by: D-
- 2023: Estimate informed by reported data. Estimate challenged by: D-
- 2022: Estimate informed by reported data. Estimate challenged by: D-
- 2021: Estimate informed by reported data. Reported coverage reflects incomplete reporting. Estimate challenged by: D-
- 2020: Estimate informed by reported data. Estimate challenged by: D-
- 2019: Estimate informed by reported data. Estimate challenged by: D-
- 2018: Estimate informed by reported data. Estimate challenged by: D-
- 2017: Estimate informed by reported data. GoC=R+ D+
- 2016: Estimate informed by reported data. Programme notes that reported coverage is based on partial reporting. GoC=R+ D+
- 2015: Estimate informed by reported data. Estimate challenged by: S-
- 2014: Estimate informed by reported data. GoC=R+ S+ D+
- 2013: Estimate informed by reported data supported by survey. Survey evidence of 90 percent based on 1 survey(s). Coverage levels in 2013 declined slightly compared to 2012 following a reduction in activity at the provincial as a result of a suspension in funds to programs and other activities. GoC=R+ S+ D+

	2013	2014	2015	2016	2017	2018	2019	2020	2021	2022	2023	2024
Estimate	82	81	79	80	78	83	77	82	83	88	83	83
Estimate GoC	●●●	●●●	●	●●	●●	●	●	●	●	●	●	●
Official	82	81	79	80	78	83	77	82	83	88	83	83
Administrative	82	81	79	80	78	83	77	82	83	88	83	83
Survey	90	-	-	-	-	-	-	-	-	-	-	-

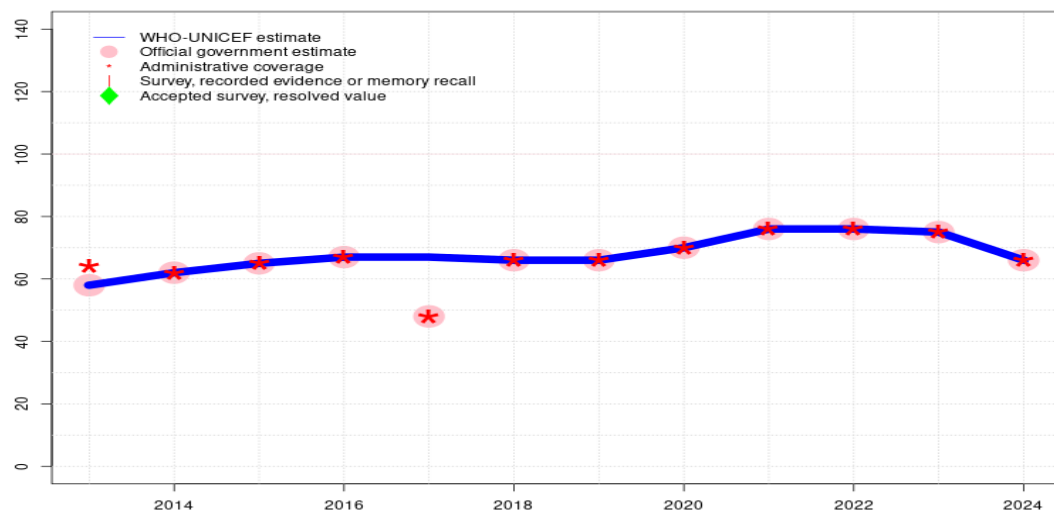
The WHO and UNICEF estimates of national immunization coverage (wuenic) are based on data and information that are of varying, and, in some instances, unknown quality. Beginning with the 2011 revision we describe the grade of confidence (GoC) we have in these estimates. As there is no underlying probability model upon which the estimates are based, we are unable to present classical measures of uncertainty, e.g., confidence intervals. Moreover, we have chosen not to make subjective estimates of plausibility/certainty ranges around the coverage. The GoC reflects the degree of empirical support upon which the estimates are based. It is not a judgment of the quality of data reported by national authorities.

- Estimate is supported by reported data [R+], coverage recalculated with an independent denominator from the World Population Prospects: 2024 revision from the UN Population Division (D+), and at least one supporting survey within 2 years [S+]. While well supported, the estimate still carries a risk of being wrong.
- Estimate is supported by at least one data source; [R+], [S+], or [D+]; and no data source, [R-], [D-], or [S-], challenges the estimate.
- There are no directly supporting data; or data from at least one source; [R-], [D-], [S-]; challenge the estimate.

In all cases these estimates should be used with caution and should be assessed in light of the objective for which they are being used.

Solomon Islands - HEPBB

SLB - HEPBB



	2013	2014	2015	2016	2017	2018	2019	2020	2021	2022	2023	2024
Estimate	58	62	65	67	67	66	66	70	76	76	75	66
Estimate GoC	●●	●●	●●	●●	●	●	●	●	●	●	●	●
Official	58	62	65	67	48	66	66	70	76	76	75	66
Administrative	64	62	65	67	48	66	66	70	76	76	75	66
Survey	-	-	-	-	-	-	-	-	-	-	-	-

The WHO and UNICEF estimates of national immunization coverage (wuenic) are based on data and information that are of varying, and, in some instances, unknown quality. Beginning with the 2011 revision we describe the grade of confidence (GoC) we have in these estimates. As there is no underlying probability model upon which the estimates are based, we are unable to present classical measures of uncertainty, e.g., confidence intervals. Moreover, we have chosen not to make subjective estimates of plausibility/certainty ranges around the coverage. The GoC reflects the degree of empirical support upon which the estimates are based. It is not a judgment of the quality of data reported by national authorities.

- Estimate is supported by reported data [R+], coverage recalculated with an independent denominator from the World Population Prospects: 2024 revision from the UN Population Division (D+), and at least one supporting survey within 2 years [S+]. While well supported, the estimate still carries a risk of being wrong.
- Estimate is supported by at least one data source; [R+], [S+], or [D+]; and no data source, [R-], [D-], or [S-], challenges the estimate.
- There are no directly supporting data; or data from at least one source; [R-], [D-], [S-]; challenge the estimate.

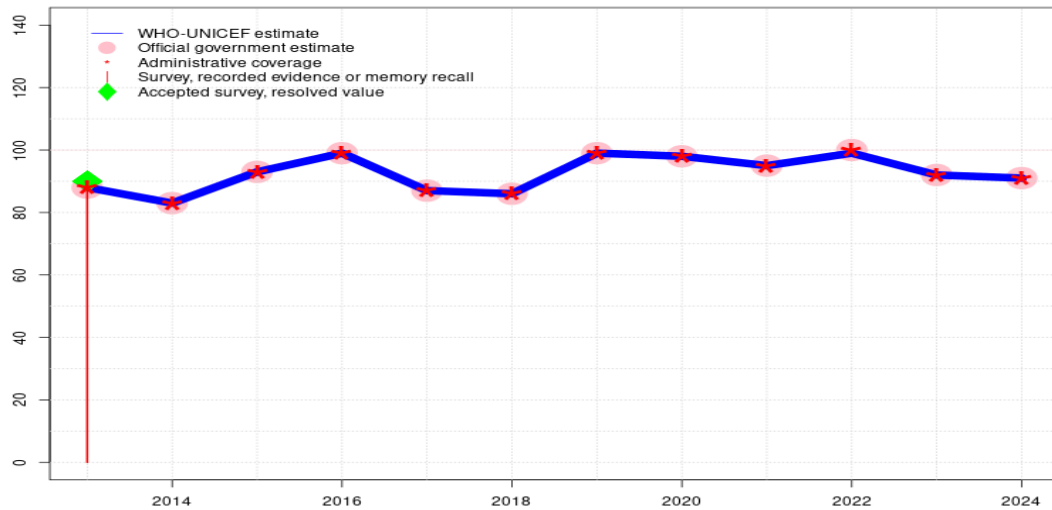
In all cases these estimates should be used with caution and should be assessed in light of the objective for which they are being used.

Description:

- 2024: Estimate informed by reported data. No nationally representative household survey for the most recent 5 annual birth cohorts. WHO and UNICEF recommend a high quality survey to verify reported levels of coverage. Estimate challenged by: D-
- 2023: Estimate informed by reported data. Estimate challenged by: D-
- 2022: Estimate informed by reported data. Estimate challenged by: D-
- 2021: Estimate informed by reported data. Reported coverage reflects incomplete reporting. Estimate challenged by: D-
- 2020: Estimate informed by reported data. Estimate challenged by: D-
- 2019: Estimate informed by reported data. Estimate challenged by: D-
- 2018: Estimate informed by reported data. Estimate challenged by: D-
- 2017: Estimate informed by interpolation between reported data. Reported data excluded due to decline in reported coverage from 67 percent to 48 percent with increase to 66 percent. Estimate challenged by: D-
- 2016: Estimate informed by reported data. Programme notes that reported coverage is based on partial reporting. GoC=R+ D+
- 2015: Estimate informed by reported data. GoC=R+ D+
- 2014: Estimate informed by reported data. GoC=R+ D+
- 2013: Estimate informed by reported data. Coverage levels in 2013 declined slightly compared to 2012 following a reduction in activity at the provincial as a result of a suspension in funds to programs and other activities. GoC=R+ D+

Solomon Islands - DTP1

SLB - DTP1



Description:

- 2024: Estimate informed by reported data. No nationally representative household survey for the most recent 5 annual birth cohorts. WHO and UNICEF recommend a high quality survey to verify reported levels of coverage. Estimate challenged by: D-
- 2023: Estimate informed by reported data. Estimate challenged by: D-
- 2022: Estimate informed by reported data. Estimate challenged by: D-
- 2021: Estimate informed by reported data. Reported coverage reflects incomplete reporting. Estimate challenged by: D-
- 2020: Estimate informed by reported data. Estimate challenged by: D-
- 2019: Estimate informed by reported data. The increase in estimated coverage from 2018 is unlikely but exceptionally allowed given the small birth cohort size. Estimate challenged by: D-
- 2018: Estimate informed by reported data. Estimate informed by reported data consistent with other antigens. Estimate challenged by: D-
- 2017: Estimate informed by reported data. GoC=R+ D+
- 2016: Estimate informed by reported data. Programme notes that reported coverage is based on partial reporting. GoC=R+ D+
- 2015: Estimate informed by reported data. GoC=R+ S+ D+
- 2014: Estimate informed by reported data. GoC=R+ S+ D+
- 2013: Estimate informed by reported data supported by survey. Survey evidence of 90 percent based on 1 survey(s). Coverage levels in 2013 declined slightly compared to 2012 following a reduction in activity at the provincial as a result of a suspension in funds to programs and other activities. GoC=R+ S+ D+

	2013	2014	2015	2016	2017	2018	2019	2020	2021	2022	2023	2024
Estimate	88	83	93	99	87	86	99	98	95	99	92	91
Estimate GoC	●●●	●●●	●●●	●●	●●	●	●	●	●	●	●	●
Official	88	83	93	99	87	86	99	98	95	100	92	91
Administrative	88	83	93	99	87	86	99	98	95	100	92	91
Survey	90	-	-	-	-	-	-	-	-	-	-	-

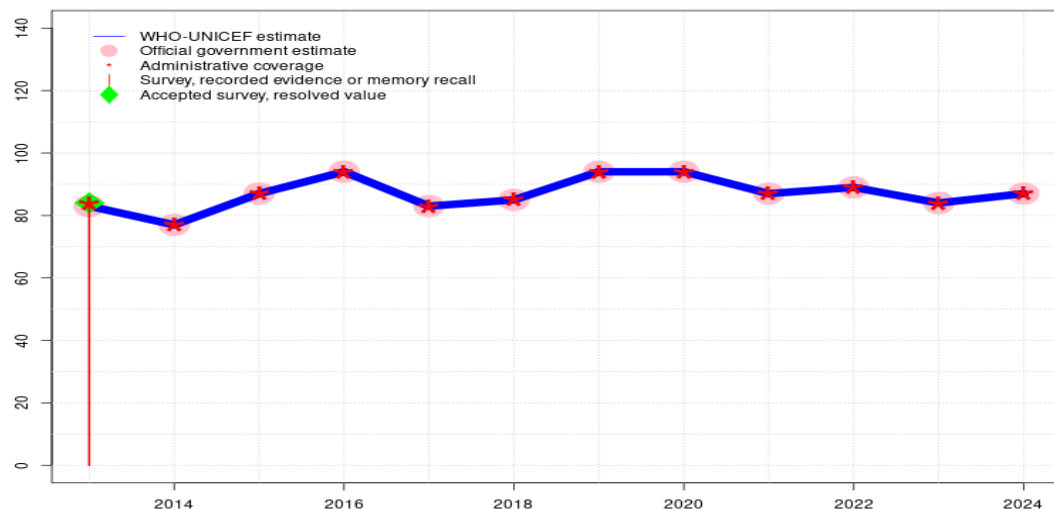
The WHO and UNICEF estimates of national immunization coverage (wuenic) are based on data and information that are of varying, and, in some instances, unknown quality. Beginning with the 2011 revision we describe the grade of confidence (GoC) we have in these estimates. As there is no underlying probability model upon which the estimates are based, we are unable to present classical measures of uncertainty, e.g., confidence intervals. Moreover, we have chosen not to make subjective estimates of plausibility/certainty ranges around the coverage. The GoC reflects the degree of empirical support upon which the estimates are based. It is not a judgment of the quality of data reported by national authorities.

- Estimate is supported by reported data [R+], coverage recalculated with an independent denominator from the World Population Prospects: 2024 revision from the UN Population Division (D+), and at least one supporting survey within 2 years [S+]. While well supported, the estimate still carries a risk of being wrong.
- Estimate is supported by at least one data source; [R+], [S+], or [D+]; and no data source, [R-], [D-], or [S-], challenges the estimate.
- There are no directly supporting data; or data from at least one source; [R-], [D-], [S-]; challenge the estimate.

In all cases these estimates should be used with caution and should be assessed in light of the objective for which they are being used.

Solomon Islands - DTP3

SLB - DTP3



	2013	2014	2015	2016	2017	2018	2019	2020	2021	2022	2023	2024
Estimate	83	77	87	94	83	85	94	94	87	89	84	87
Estimate GoC	●●●	●●●	●●●	●●	●●	●	●	●	●	●	●	●
Official	83	77	87	94	83	85	94	94	87	89	84	87
Administrative	84	77	87	94	83	85	94	94	87	89	84	87
Survey	83	-	-	-	-	-	-	-	-	-	-	-

The WHO and UNICEF estimates of national immunization coverage (wuenic) are based on data and information that are of varying, and, in some instances, unknown quality. Beginning with the 2011 revision we describe the grade of confidence (GoC) we have in these estimates. As there is no underlying probability model upon which the estimates are based, we are unable to present classical measures of uncertainty, e.g., confidence intervals. Moreover, we have chosen not to make subjective estimates of plausibility/certainty ranges around the coverage. The GoC reflects the degree of empirical support upon which the estimates are based. It is not a judgment of the quality of data reported by national authorities.

- Estimate is supported by reported data [R+], coverage recalculated with an independent denominator from the World Population Prospects: 2024 revision from the UN Population Division (D+), and at least one supporting survey within 2 years [S+]. While well supported, the estimate still carries a risk of being wrong.
- Estimate is supported by at least one data source; [R+], [S+], or [D+]; and no data source, [R-], [D-], or [S-], challenges the estimate.
- There are no directly supporting data; or data from at least one source; [R-], [D-], [S-]; challenge the estimate.

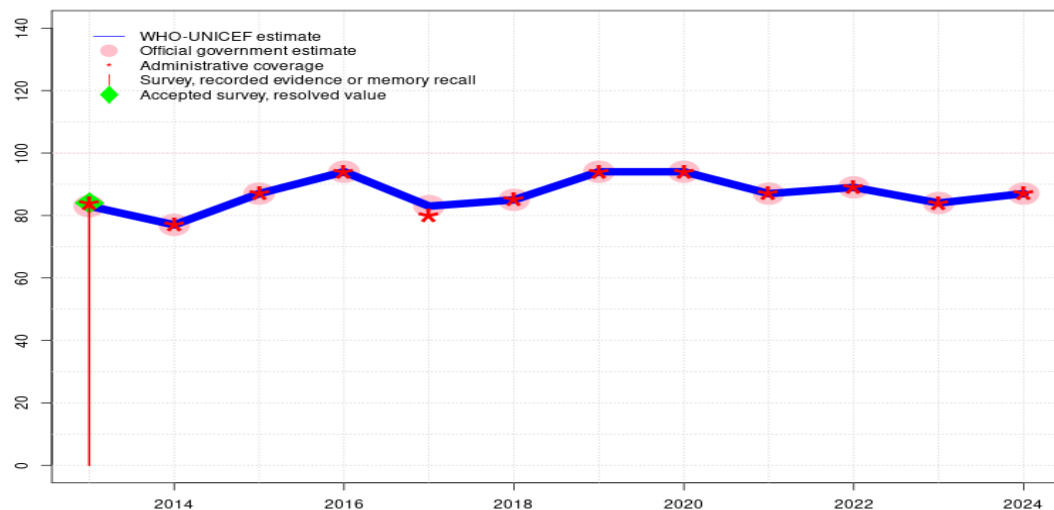
In all cases these estimates should be used with caution and should be assessed in light of the objective for which they are being used.

Description:

- 2024: Estimate informed by reported data. No nationally representative household survey for the most recent 5 annual birth cohorts. WHO and UNICEF recommend a high quality survey to verify reported levels of coverage. Estimate challenged by: D-
- 2023: Estimate informed by reported data. Estimate challenged by: D-
- 2022: Estimate informed by reported data. Estimate challenged by: D-
- 2021: Estimate informed by reported data. Reported coverage reflects incomplete reporting. Estimate challenged by: D-
- 2020: Estimate informed by reported data. Estimate challenged by: D-
- 2019: Estimate informed by reported data. The increase in estimated coverage from 2018 is unlikely but exceptionally allowed given the small birth cohort size. Estimate challenged by: D-
- 2018: Estimate informed by reported data. Estimate challenged by: D-
- 2017: Estimate informed by reported data. GoC=R+ D+
- 2016: Estimate informed by reported data. Programme notes that reported coverage is based on partial reporting. GoC=R+ D+
- 2015: Estimate informed by reported data. GoC=R+ S+ D+
- 2014: Estimate informed by reported data. GoC=R+ S+ D+
- 2013: Estimate informed by reported data supported by survey.Survey evidence of 84 percent based on 1 survey(s). Solomon-Islands SPC Demographic and Health Survey 2015 record or recall results of 83 percent modified for recall bias to 84 percent based on 1st dose record or recall coverage of 90 percent, 1st dose record only coverage of 76 percent and 3rd dose record only coverage of 71 percent. Coverage levels in 2013 declined slightly compared to 2012 following a reduction in activity at the provincial as a result of a suspension in funds to programs and other activities. GoC=R+ S+ D+

Solomon Islands - HEPB3

SLB - HEPB3



	2013	2014	2015	2016	2017	2018	2019	2020	2021	2022	2023	2024
Estimate	83	77	87	94	83	85	94	94	87	89	84	87
Estimate GoC	●●●	●●●	●●●	●●	●●	●	●	●	●	●	●	●
Official	83	77	87	94	83	85	94	94	87	89	84	87
Administrative	84	77	87	94	80	85	94	94	87	89	84	87
Survey	83	-	-	-	-	-	-	-	-	-	-	-

The WHO and UNICEF estimates of national immunization coverage (wuenic) are based on data and information that are of varying, and, in some instances, unknown quality. Beginning with the 2011 revision we describe the grade of confidence (GoC) we have in these estimates. As there is no underlying probability model upon which the estimates are based, we are unable to present classical measures of uncertainty, e.g., confidence intervals. Moreover, we have chosen not to make subjective estimates of plausibility/certainty ranges around the coverage. The GoC reflects the degree of empirical support upon which the estimates are based. It is not a judgment of the quality of data reported by national authorities.

- Estimate is supported by reported data [R+], coverage recalculated with an independent denominator from the World Population Prospects: 2024 revision from the UN Population Division (D+), and at least one supporting survey within 2 years [S+]. While well supported, the estimate still carries a risk of being wrong.
- Estimate is supported by at least one data source; [R+], [S+], or [D+]; and no data source, [R-], [D-], or [S-], challenges the estimate.
- There are no directly supporting data; or data from at least one source; [R-], [D-], [S-]; challenge the estimate.

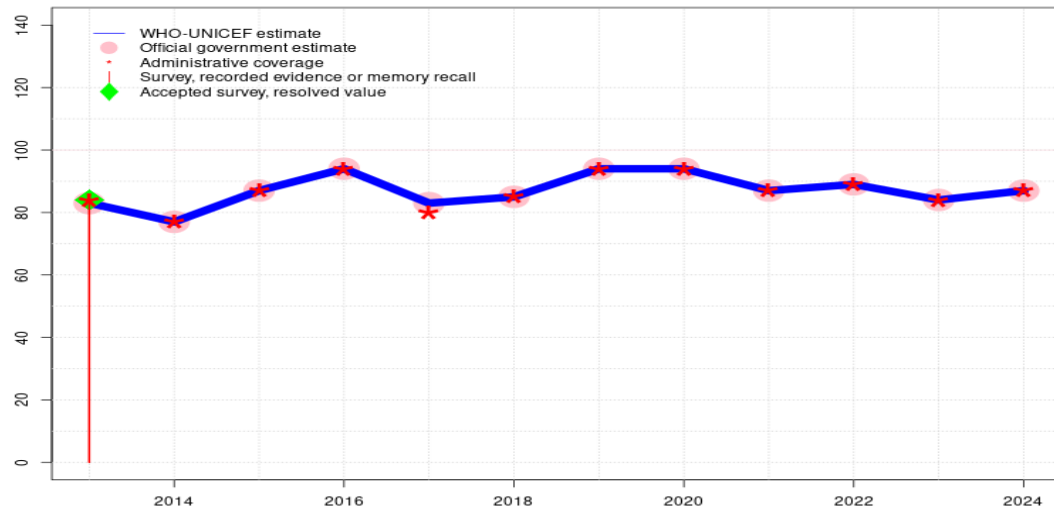
In all cases these estimates should be used with caution and should be assessed in light of the objective for which they are being used.

Description:

- 2024: Estimate informed by reported data. No nationally representative household survey for the most recent 5 annual birth cohorts. WHO and UNICEF recommend a high quality survey to verify reported levels of coverage. Estimate challenged by: D-
- 2023: Estimate informed by reported data. Estimate challenged by: D-
- 2022: Estimate informed by reported data. Estimate challenged by: D-
- 2021: Estimate informed by reported data. Reported coverage reflects incomplete reporting. Estimate challenged by: D-
- 2020: Estimate informed by reported data. Estimate challenged by: D-
- 2019: Estimate informed by reported data. The increase in estimated coverage from 2018 is unlikely but exceptionally allowed given the small birth cohort size. Estimate challenged by: D-
- 2018: Estimate informed by reported data. Estimate challenged by: D-
- 2017: Estimate informed by reported data. GoC=R+ D+
- 2016: Estimate informed by reported data. Programme notes that reported coverage is based on partial reporting. GoC=R+ D+
- 2015: Estimate informed by reported data. GoC=R+ S+ D+
- 2014: Estimate informed by reported data. GoC=R+ S+ D+
- 2013: Estimate informed by reported data supported by survey.Survey evidence of 84 percent based on 1 survey(s). Solomon-Islands SPC Demographic and Health Survey 2015 record or recall results of 83 percent modified for recall bias to 84 percent based on 1st dose record or recall coverage of 90 percent, 1st dose record only coverage of 76 percent and 3rd dose record only coverage of 71 percent. Coverage levels in 2013 declined slightly compared to 2012 following a reduction in activity at the provincial as a result of a suspension in funds to programs and other activities. GoC=R+ S+ D+

Solomon Islands - HIB3

SLB - HIB3



Description:

- 2024: Estimate informed by reported data. No nationally representative household survey for the most recent 5 annual birth cohorts. WHO and UNICEF recommend a high quality survey to verify reported levels of coverage. Estimate challenged by: D-
- 2023: Estimate informed by reported data. Estimate challenged by: D-
- 2022: Estimate informed by reported data. Estimate challenged by: D-
- 2021: Estimate informed by reported data. Reported coverage reflects incomplete reporting. Estimate challenged by: D-
- 2020: Estimate informed by reported data. Estimate challenged by: D-
- 2019: Estimate informed by reported data. The increase in estimated coverage from 2018 is unlikely but exceptionally allowed given the small birth cohort size. Estimate challenged by: D-
- 2018: Estimate informed by reported data. Estimate challenged by: D-
- 2017: Estimate informed by reported data. GoC=R+ D+
- 2016: Estimate informed by reported data. Programme notes that reported coverage is based on partial reporting. GoC=R+ D+
- 2015: Estimate informed by reported data. GoC=R+ S+ D+
- 2014: Estimate informed by reported data. GoC=R+ S+ D+
- 2013: Estimate informed by reported data supported by survey. Survey evidence of 84 percent based on 1 survey(s). Solomon-Islands SPC Demographic and Health Survey 2015 record or recall results of 83 percent modified for recall bias to 84 percent based on 1st dose record or recall coverage of 90 percent, 1st dose record only coverage of 76 percent and 3rd dose record only coverage of 71 percent. Coverage levels in 2013 declined slightly compared to 2012 following a reduction in activity at the provincial as a result of a suspension in funds to programs and other activities. GoC=R+ S+ D+

	2013	2014	2015	2016	2017	2018	2019	2020	2021	2022	2023	2024
Estimate	83	77	87	94	83	85	94	94	87	89	84	87
Estimate GoC	●●●	●●●	●●●	●●	●●	●	●	●	●	●	●	●
Official	83	77	87	94	83	85	94	94	87	89	84	87
Administrative	84	77	87	94	80	85	94	94	87	89	84	87
Survey	83	-	-	-	-	-	-	-	-	-	-	-

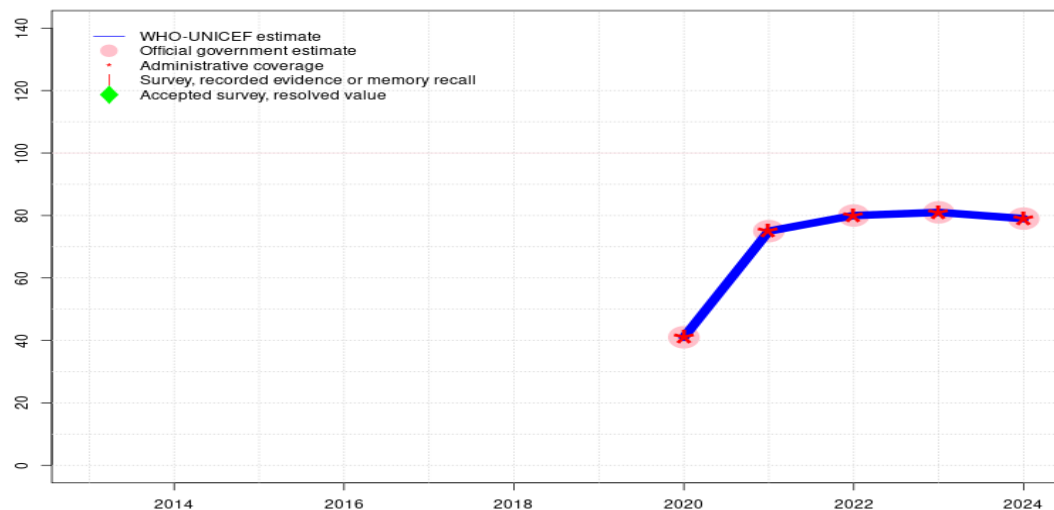
The WHO and UNICEF estimates of national immunization coverage (wuenic) are based on data and information that are of varying, and, in some instances, unknown quality. Beginning with the 2011 revision we describe the grade of confidence (GoC) we have in these estimates. As there is no underlying probability model upon which the estimates are based, we are unable to present classical measures of uncertainty, e.g., confidence intervals. Moreover, we have chosen not to make subjective estimates of plausibility/certainty ranges around the coverage. The GoC reflects the degree of empirical support upon which the estimates are based. It is not a judgment of the quality of data reported by national authorities.

- Estimate is supported by reported data [R+], coverage recalculated with an independent denominator from the World Population Prospects: 2024 revision from the UN Population Division (D+), and at least one supporting survey within 2 years [S+]. While well supported, the estimate still carries a risk of being wrong.
- Estimate is supported by at least one data source; [R+], [S+], or [D+]; and no data source, [R-], [D-], or [S-], challenges the estimate.
- There are no directly supporting data; or data from at least one source; [R-], [D-], [S-]; challenge the estimate.

In all cases these estimates should be used with caution and should be assessed in light of the objective for which they are being used.

Solomon Islands - ROTAC

SLB - ROTAC



Description:

2024: Estimate informed by reported data. No nationally representative household survey for the most recent 5 annual birth cohorts. WHO and UNICEF recommend a high quality survey to verify reported levels of coverage. Estimate challenged by: D-

2023: Estimate informed by reported data. Estimate challenged by: D-

2022: Estimate informed by reported data. Estimate challenged by: D-

2021: Estimate informed by reported data. Reported coverage reflects incomplete reporting. Estimate challenged by: D-

2020: Estimate informed by reported data. Vaccine introduced in late June 2020. GoC=R+ D+

	2013	2014	2015	2016	2017	2018	2019	2020	2021	2022	2023	2024
Estimate	-	-	-	-	-	-	-	41	75	80	81	79
Estimate GoC	-	-	-	-	-	-	-	••	•	•	•	•
Official	-	-	-	-	-	-	-	41	75	80	81	79
Administrative	-	-	-	-	-	-	-	41	75	80	81	79
Survey	-	-	-	-	-	-	-	-	-	-	-	-

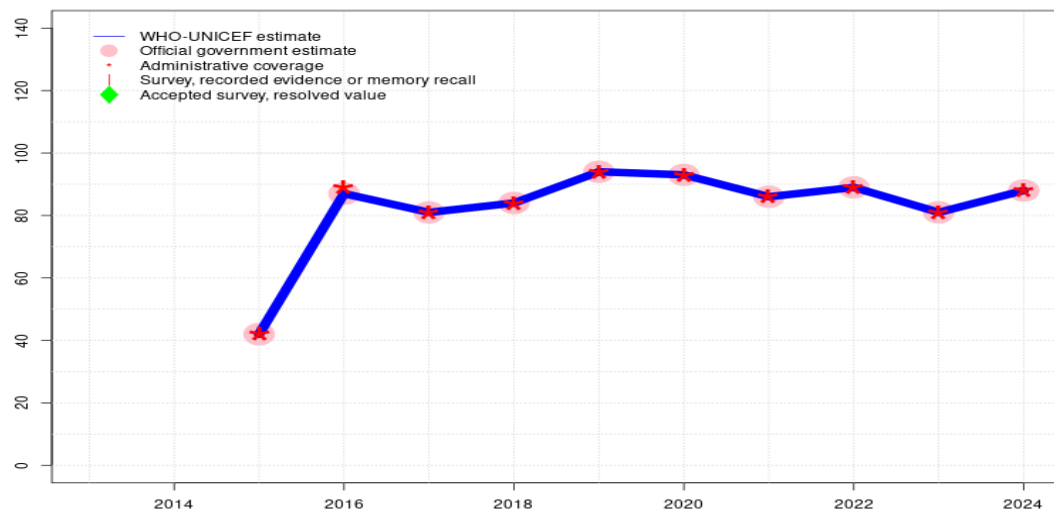
The WHO and UNICEF estimates of national immunization coverage (wuenic) are based on data and information that are of varying, and, in some instances, unknown quality. Beginning with the 2011 revision we describe the grade of confidence (GoC) we have in these estimates. As there is no underlying probability model upon which the estimates are based, we are unable to present classical measures of uncertainty, e.g., confidence intervals. Moreover, we have chosen not to make subjective estimates of plausibility/certainty ranges around the coverage. The GoC reflects the degree of empirical support upon which the estimates are based. It is not a judgment of the quality of data reported by national authorities.

- Estimate is supported by reported data [R+], coverage recalculated with an independent denominator from the World Population Prospects: 2024 revision from the UN Population Division (D+), and at least one supporting survey within 2 years [S+]. While well supported, the estimate still carries a risk of being wrong.
- Estimate is supported by at least one data source; [R+], [S+], or [D+]; and no data source, [R-], [D-], or [S-], challenges the estimate.
- There are no directly supporting data; or data from at least one source; [R-], [D-], [S-]; challenge the estimate.

In all cases these estimates should be used with caution and should be assessed in light of the objective for which they are being used.

Solomon Islands - PCV3

SLB - PCV3



Description:

- 2024: Estimate informed by reported data. No nationally representative household survey for the most recent 5 annual birth cohorts. WHO and UNICEF recommend a high quality survey to verify reported levels of coverage. Estimate challenged by: D-
- 2023: Estimate informed by reported data. Estimate challenged by: D-
- 2022: Estimate informed by reported data. Estimate challenged by: D-
- 2021: Estimate informed by reported data. Reported coverage reflects incomplete reporting. Estimate challenged by: D-
- 2020: Estimate informed by reported data. Estimate challenged by: D-
- 2019: Estimate informed by reported data. The increase in estimated coverage from 2018 is unlikely but exceptionally allowed given the small birth cohort size. Estimate challenged by: D-
- 2018: Estimate informed by reported data. Estimate challenged by: D-
- 2017: Estimate informed by reported data. GoC=R+ D+
- 2016: Estimate informed by reported data. Programme notes that reported coverage is based on partial reporting. GoC=R+ D+
- 2015: Estimate informed by reported data. Pneumococcal conjugate vaccine introduced in January 2015. GoC=R+ D+

	2013	2014	2015	2016	2017	2018	2019	2020	2021	2022	2023	2024
Estimate	-	-	42	87	81	84	94	93	86	89	81	88
Estimate GoC	-	-	••	••	••	•	•	•	•	•	•	•
Official	-	-	42	87	81	84	94	93	86	89	81	88
Administrative	-	-	42	89	81	84	94	93	86	89	81	88
Survey	-	-	-	-	-	-	-	-	-	-	-	-

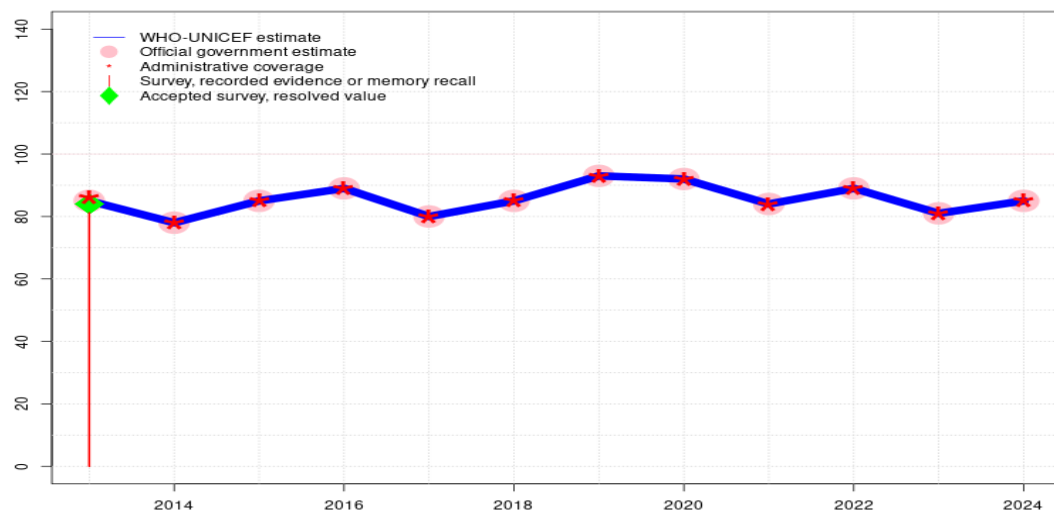
The WHO and UNICEF estimates of national immunization coverage (wuenic) are based on data and information that are of varying, and, in some instances, unknown quality. Beginning with the 2011 revision we describe the grade of confidence (GoC) we have in these estimates. As there is no underlying probability model upon which the estimates are based, we are unable to present classical measures of uncertainty, e.g., confidence intervals. Moreover, we have chosen not to make subjective estimates of plausibility/certainty ranges around the coverage. The GoC reflects the degree of empirical support upon which the estimates are based. It is not a judgment of the quality of data reported by national authorities.

- Estimate is supported by reported data [R+], coverage recalculated with an independent denominator from the World Population Prospects: 2024 revision from the UN Population Division (D+), and at least one supporting survey within 2 years [S+]. While well supported, the estimate still carries a risk of being wrong.
- Estimate is supported by at least one data source; [R+], [S+], or [D+]; and no data source, [R-], [D-], or [S-], challenges the estimate.
- There are no directly supporting data; or data from at least one source; [R-], [D-], [S-]; challenge the estimate.

In all cases these estimates should be used with caution and should be assessed in light of the objective for which they are being used.

Solomon Islands - POL3

SLB - POL3



Description:

- 2024: Estimate informed by reported data. No nationally representative household survey for the most recent 5 annual birth cohorts. WHO and UNICEF recommend a high quality survey to verify reported levels of coverage. Estimate challenged by: D-
- 2023: Estimate informed by reported data. Estimate challenged by: D-
- 2022: Estimate informed by reported data. Estimate challenged by: D-
- 2021: Estimate informed by reported data. Reported coverage reflects incomplete reporting. Estimate challenged by: D-
- 2020: Estimate informed by reported data. Estimate challenged by: D-
- 2019: Estimate informed by reported data. The increase in estimated coverage from 2018 is unlikely but exceptionally allowed given the small birth cohort size. Estimate challenged by: D-
- 2018: Estimate informed by reported data. Estimate challenged by: D-
- 2017: Estimate informed by reported data. GoC=R+ D+
- 2016: Estimate informed by reported data. Programme notes that reported coverage is based on partial reporting. GoC=R+ D+
- 2015: Estimate informed by reported data. GoC=R+ S+ D+
- 2014: Estimate informed by reported data. GoC=R+ S+ D+
- 2013: Estimate informed by reported data supported by survey. Survey evidence of 84 percent based on 1 survey(s). Solomon-Islands SPC Demographic and Health Survey 2015 record or recall results of 81 percent modified for recall bias to 84 percent based on 1st dose record or recall coverage of 91 percent, 1st dose record only coverage of 76 percent and 3rd dose record only coverage of 70 percent. Coverage levels in 2013 declined slightly compared to 2012 following a reduction in activity at the provincial as a result of a suspension in funds to programs and other activities. GoC=R+ S+ D+

	2013	2014	2015	2016	2017	2018	2019	2020	2021	2022	2023	2024
Estimate	85	78	85	89	80	85	93	92	84	89	81	85
Estimate GoC	●●●	●●●	●●●	●●	●●	●	●	●	●	●	●	●
Official	85	78	85	89	80	85	93	92	84	89	81	85
Administrative	86	78	85	89	80	85	93	92	84	89	81	85
Survey	81	-	-	-	-	-	-	-	-	-	-	-

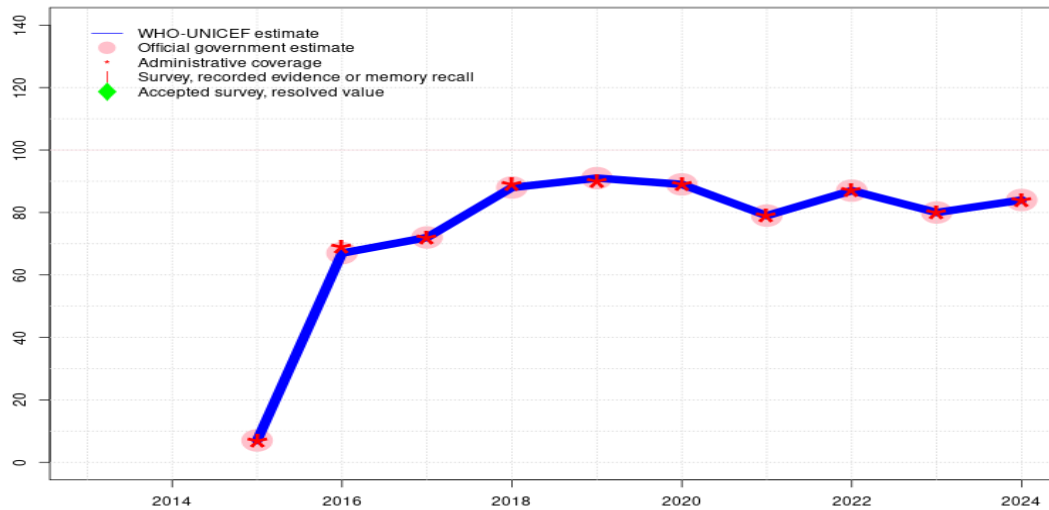
The WHO and UNICEF estimates of national immunization coverage (wuenic) are based on data and information that are of varying, and, in some instances, unknown quality. Beginning with the 2011 revision we describe the grade of confidence (GoC) we have in these estimates. As there is no underlying probability model upon which the estimates are based, we are unable to present classical measures of uncertainty, e.g., confidence intervals. Moreover, we have chosen not to make subjective estimates of plausibility/certainty ranges around the coverage. The GoC reflects the degree of empirical support upon which the estimates are based. It is not a judgment of the quality of data reported by national authorities.

- Estimate is supported by reported data [R+], coverage recalculated with an independent denominator from the World Population Prospects: 2024 revision from the UN Population Division (D+), and at least one supporting survey within 2 years [S+]. While well supported, the estimate still carries a risk of being wrong.
- Estimate is supported by at least one data source; [R+], [S+], or [D+]; and no data source, [R-], [D-], or [S-], challenges the estimate.
- There are no directly supporting data; or data from at least one source; [R-], [D-], [S-]; challenge the estimate.

In all cases these estimates should be used with caution and should be assessed in light of the objective for which they are being used.

Solomon Islands - IPV1

SLB - IPV1



Description:

- 2024: Estimate informed by reported data. No nationally representative household survey for the most recent 5 annual birth cohorts. WHO and UNICEF recommend a high quality survey to verify reported levels of coverage. Estimate challenged by: D-
- 2023: Estimate informed by reported data. Estimate challenged by: D-
- 2022: Estimate informed by reported data. Estimate challenged by: D-
- 2021: Estimate informed by reported data. Reported coverage reflects incomplete reporting. Estimate challenged by: D-
- 2020: Estimate informed by reported data. Estimate challenged by: D-
- 2019: Estimate informed by reported data. Estimate challenged by: D-
- 2018: Estimate informed by reported data. Increase following introduction in 2015. Estimate challenged by: D-
- 2017: Estimate informed by reported data. GoC=R+ D+
- 2016: Estimate informed by reported data. Programme notes that reported coverage is based on partial reporting. Inactivated polio vaccine introduced in 2015. Estimate informed by reported data. GoC=R+ D+
- 2015: Estimate informed by reported data. Inactivated polio vaccine introduced in 4th quarter of 2015. GoC=R+ D+

	2013	2014	2015	2016	2017	2018	2019	2020	2021	2022	2023	2024
Estimate	-	-	7	67	72	88	91	89	79	87	80	84
Estimate GoC	-	-	••	••	••	•	•	•	•	•	•	•
Official	-	-	7	67	72	88	91	89	79	87	80	84
Administrative	-	-	7	69	72	89	90	89	79	87	80	84
Survey	-	-	-	-	-	-	-	-	-	-	-	-

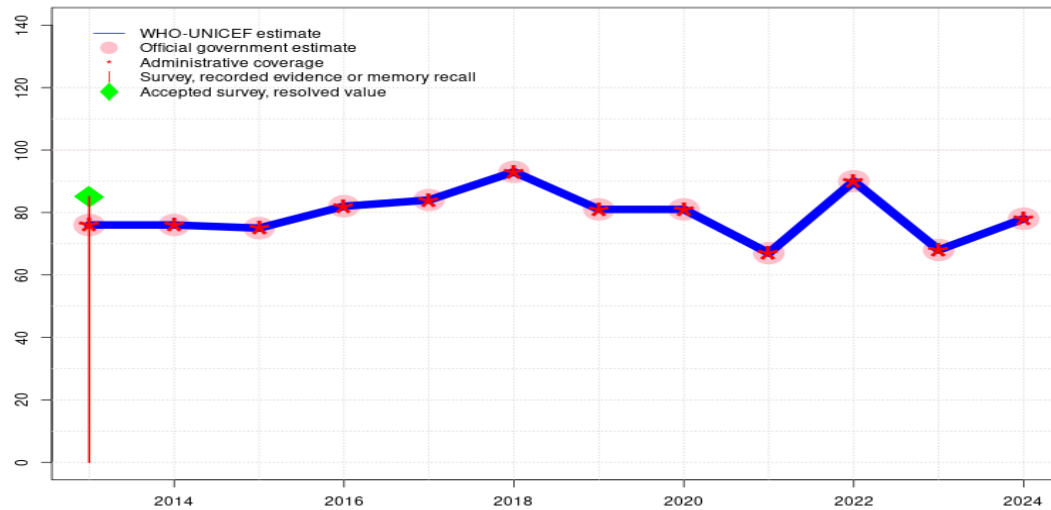
The WHO and UNICEF estimates of national immunization coverage (wuenic) are based on data and information that are of varying, and, in some instances, unknown quality. Beginning with the 2011 revision we describe the grade of confidence (GoC) we have in these estimates. As there is no underlying probability model upon which the estimates are based, we are unable to present classical measures of uncertainty, e.g., confidence intervals. Moreover, we have chosen not to make subjective estimates of plausibility/certainty ranges around the coverage. The GoC reflects the degree of empirical support upon which the estimates are based. It is not a judgment of the quality of data reported by national authorities.

- Estimate is supported by reported data [R+], coverage recalculated with an independent denominator from the World Population Prospects: 2024 revision from the UN Population Division (D+), and at least one supporting survey within 2 years [S+]. While well supported, the estimate still carries a risk of being wrong.
- Estimate is supported by at least one data source; [R+], [S+], or [D+]; and no data source, [R-], [D-], or [S-], challenges the estimate.
- There are no directly supporting data; or data from at least one source; [R-], [D-], [S-]; challenge the estimate.

In all cases these estimates should be used with caution and should be assessed in light of the objective for which they are being used.

Solomon Islands - MCV1

SLB - MCV1



	2013	2014	2015	2016	2017	2018	2019	2020	2021	2022	2023	2024
Estimate	76	76	75	82	84	93	81	81	67	90	68	78
Estimate GoC	●●●	●●●	●●●	●●	●●	●	●	●	●	●	●	●
Official	76	76	75	82	84	93	81	81	67	90	68	78
Administrative	76	76	75	82	84	93	81	81	67	90	68	78
Survey	85	-	-	-	-	-	-	-	-	-	-	-

The WHO and UNICEF estimates of national immunization coverage (wuenic) are based on data and information that are of varying, and, in some instances, unknown quality. Beginning with the 2011 revision we describe the grade of confidence (GoC) we have in these estimates. As there is no underlying probability model upon which the estimates are based, we are unable to present classical measures of uncertainty, e.g., confidence intervals. Moreover, we have chosen not to make subjective estimates of plausibility/certainty ranges around the coverage. The GoC reflects the degree of empirical support upon which the estimates are based. It is not a judgment of the quality of data reported by national authorities.

- Estimate is supported by reported data [R+], coverage recalculated with an independent denominator from the World Population Prospects: 2024 revision from the UN Population Division (D+), and at least one supporting survey within 2 years [S+]. While well supported, the estimate still carries a risk of being wrong.
- Estimate is supported by at least one data source; [R+], [S+], or [D+]; and no data source, [R-], [D-], or [S-], challenges the estimate.
- There are no directly supporting data; or data from at least one source; [R-], [D-], [S-]; challenge the estimate.

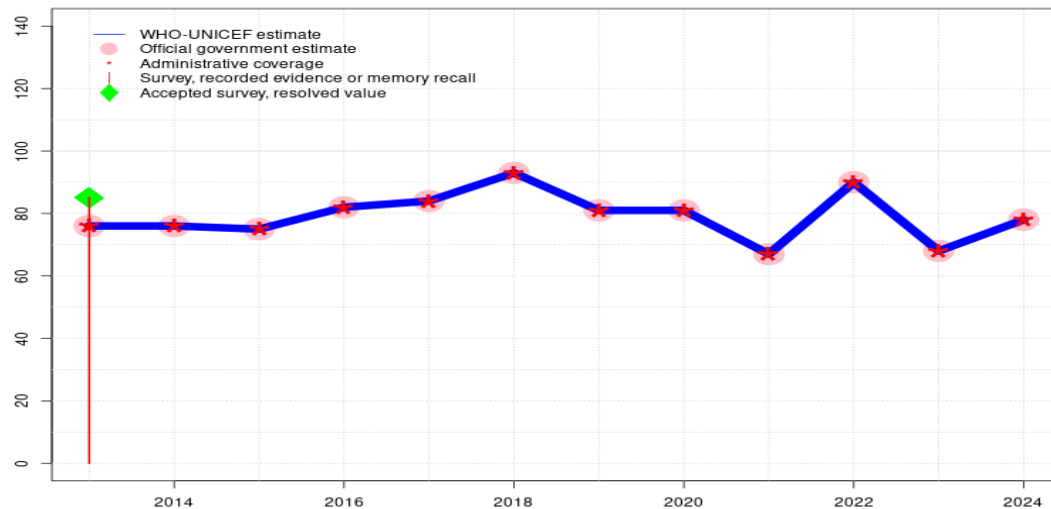
In all cases these estimates should be used with caution and should be assessed in light of the objective for which they are being used.

Description:

- 2024: Estimate informed by reported data. No nationally representative household survey for the most recent 5 annual birth cohorts. WHO and UNICEF recommend a high quality survey to verify reported levels of coverage. Estimate challenged by: D-
- 2023: Estimate informed by reported data. Estimate challenged by: D-
- 2022: Estimate informed by reported data. Increase in reported coverage may reflect doses administered through a vaccination campaign conducted in 2022. Estimate challenged by: D-
- 2021: Estimate informed by reported data. Reported coverage reflects incomplete reporting. Estimate challenged by: D-
- 2020: Estimate informed by reported data. Estimate challenged by: D-
- 2019: Estimate informed by reported data. Estimate challenged by: D-
- 2018: Estimate informed by reported data. Estimate challenged by: D-
- 2017: Estimate informed by reported data. GoC=R+ D+
- 2016: Estimate informed by reported data. Programme notes that reported coverage is based on partial reporting. GoC=R+ D+
- 2015: Estimate informed by reported data. GoC=R+ S+ D+
- 2014: Estimate informed by reported data. GoC=R+ S+ D+
- 2013: Estimate informed by reported data supported by survey.Survey evidence of 85 percent based on 1 survey(s). Coverage levels in 2013 declined slightly compared to 2012 following a reduction in activity at the provincial as a result of a suspension in funds to programs and other activities. GoC=R+ S+ D+

Solomon Islands - RCV1

SLB - RCV1



Description:

- 2024: Estimate based on estimated MCV1. No nationally representative household survey for the most recent 5 annual birth cohorts. WHO and UNICEF recommend a high quality survey to verify reported levels of coverage. Estimate challenged by: D-
- 2023: Estimate based on estimated MCV1. Estimate challenged by: D-
- 2022: Estimate based on estimated MCV1. Reported data excluded due to an increase from 67 percent to 90 percent with decrease to 68 percent. Estimate challenged by: D-
- 2021: Estimate based on estimated MCV1. Reported data excluded due to decline in reported coverage from 81 percent to 67 percent with increase to 90 percent. Reported coverage reflects incomplete reporting. Estimate challenged by: D-
- 2020: Estimate based on estimated MCV1. Estimate challenged by: D-
- 2019: Estimate based on estimated MCV1. Estimate challenged by: D-
- 2018: Estimate based on estimated MCV1. Rubella containing vaccine introduced in 2018 as MR and recommended for administration at age 9 and 18 months. Estimate challenged by: D-
- 2017: Estimate based on estimated MCV1. GoC=R+ D+
- 2016: Estimate based on estimated MCV1. Programme notes that reported coverage is based on partial reporting. GoC=R+ D+
- 2015: Estimate based on estimated MCV1. GoC=R+ S+ D+
- 2014: Estimate based on estimated MCV1. GoC=R+ S+ D+
- 2013: Estimate based on estimated MCV1. Coverage levels in 2013 declined slightly compared to 2012 following a reduction in activity at the provincial as a result of a suspension in funds to programs and other activities. GoC=R+ S+ D+

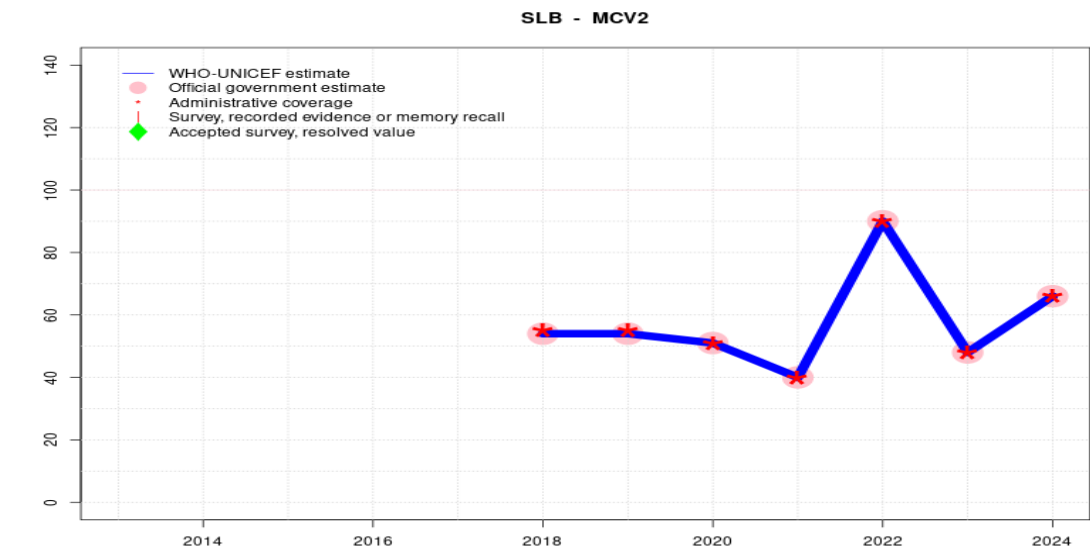
	2013	2014	2015	2016	2017	2018	2019	2020	2021	2022	2023	2024
Estimate	76	76	75	82	84	93	81	81	67	90	68	78
Estimate GoC	●●●	●●●	●●●	●●	●●	●	●	●	●	●	●	●
Official	76	76	75	82	84	93	81	81	67	90	68	78
Administrative	76	76	75	82	84	93	81	81	67	90	68	78
Survey	85	-	-	-	-	-	-	-	-	-	-	-

The WHO and UNICEF estimates of national immunization coverage (wuenic) are based on data and information that are of varying, and, in some instances, unknown quality. Beginning with the 2011 revision we describe the grade of confidence (GoC) we have in these estimates. As there is no underlying probability model upon which the estimates are based, we are unable to present classical measures of uncertainty, e.g., confidence intervals. Moreover, we have chosen not to make subjective estimates of plausibility/certainty ranges around the coverage. The GoC reflects the degree of empirical support upon which the estimates are based. It is not a judgment of the quality of data reported by national authorities.

- Estimate is supported by reported data [R+], coverage recalculated with an independent denominator from the World Population Prospects: 2024 revision from the UN Population Division (D+), and at least one supporting survey within 2 years [S+]. While well supported, the estimate still carries a risk of being wrong.
- Estimate is supported by at least one data source; [R+], [S+], or [D+]; and no data source, [R-], [D-], or [S-], challenges the estimate.
- There are no directly supporting data; or data from at least one source; [R-], [D-], [S-]; challenge the estimate.

In all cases these estimates should be used with caution and should be assessed in light of the objective for which they are being used.

Solomon Islands - MCV2



Description:

- 2024: Estimate informed by reported data. No nationally representative household survey for the most recent 5 annual birth cohorts. WHO and UNICEF recommend a high quality survey to verify reported levels of coverage. Estimate challenged by: D-
- 2023: Estimate informed by reported data. GoC=R+ D+
- 2022: Estimate informed by reported data. Increase in reported coverage may reflect doses administered through a vaccination campaign conducted in 2022. Estimate challenged by: D-
- 2021: Estimate informed by reported data. Reported coverage reflects incomplete reporting. GoC=R+ D+
- 2020: Estimate informed by reported data. GoC=R+ D+
- 2019: Estimate informed by reported data. GoC=R+ D+
- 2018: Estimate informed by reported data. Measles second dose introduced in September 2018 as measles-rubella combination vaccine. Estimate challenged by: D-

	2013	2014	2015	2016	2017	2018	2019	2020	2021	2022	2023	2024
Estimate	-	-	-	-	-	54	54	51	40	90	48	66
Estimate GoC	-	-	-	-	-	•	••	••	••	•	••	•
Official	-	-	-	-	-	54	54	51	40	90	48	66
Administrative	-	-	-	-	-	55	55	51	40	90	48	66
Survey	-	-	-	-	-	-	-	-	-	-	-	-

The WHO and UNICEF estimates of national immunization coverage (wuenic) are based on data and information that are of varying, and, in some instances, unknown quality. Beginning with the 2011 revision we describe the grade of confidence (GoC) we have in these estimates. As there is no underlying probability model upon which the estimates are based, we are unable to present classical measures of uncertainty, e.g., confidence intervals. Moreover, we have chosen not to make subjective estimates of plausibility/certainty ranges around the coverage. The GoC reflects the degree of empirical support upon which the estimates are based. It is not a judgment of the quality of data reported by national authorities.

- Estimate is supported by reported data [R+], coverage recalculated with an independent denominator from the World Population Prospects: 2024 revision from the UN Population Division (D+), and at least one supporting survey within 2 years [S+]. While well supported, the estimate still carries a risk of being wrong.
- Estimate is supported by at least one data source; [R+], [S+], or [D+]; and no data source, [R-], [D-], or [S-], challenges the estimate.
- There are no directly supporting data; or data from at least one source; [R-], [D-], [S-]; challenge the estimate.

In all cases these estimates should be used with caution and should be assessed in light of the objective for which they are being used.

Solomon Islands - Survey Details

NOTE A survey to measure vaccination coverage for infants (i.e., children aged 0-11 months) will sample children aged 12-23 months at the time of survey to capture the youngest annual cohort of children who should have completed the vaccination schedule. Because WUENIC are for infant vaccinations, survey data in this report are presented to reflect the birth year of the youngest survey cohort. For example, results for a survey conducted during December 2020 among children aged 12-23 months at the time of the survey reflect the immunization experience of children born in 2019. Depending on the timing of survey field work, results may reflect the immunization experience of children born and vaccinated one or two years prior to the survey field work.

The survey results below present vaccination coverage estimates by antigen, confirmation method, and child's age at the time of the survey. Coverage based on **Recall** reflects information based upon a mother's or caregiver's memory. Coverage based on **Record** reflects information drawn from documented vaccination history in home- and/or facility-based records. **Evidence seen** reflects the percentage of children in the sample with documented evidence of vaccination history seen by the survey team.

2013 Solomon-Islands SPC Demographic and Health Survey 2015

Vaccine	Confirmation method	Coverage	Age cohort	Sample	Evidence seen
BCG	Recall	15.3	18-29 m	172	78
BCG	Record	75.1	18-29 m	596	78
BCG	Record or Recall	90.4	18-29 m	767	78
BCG	Record or Recall<18m	90.2	18-29 m	767	78
DTP1	Recall	13.7	18-29 m	172	78
DTP1	Record	75.8	18-29 m	596	78
DTP1	Record or Recall	89.6	18-29 m	767	78
DTP1	Record or Recall<18m	89.1	18-29 m	767	78
DTP3	Recall	11.6	18-29 m	172	78
DTP3	Record	71.4	18-29 m	596	78
DTP3	Record or Recall	83.1	18-29 m	767	78
DTP3	Record or Recall<18m	82.7	18-29 m	767	78
HEPB1	Recall	13.7	18-29 m	172	78
HEPB1	Record	75.8	18-29 m	596	78
HEPB1	Record or Recall	89.6	18-29 m	767	78
HEPB1	Record or Recall<18m	89.1	18-29 m	767	78
HEPB3	Recall	11.6	18-29 m	172	78
HEPB3	Record	71.4	18-29 m	596	78
HEPB3	Record or Recall	83.1	18-29 m	767	78

HEPB3	Record or Recall<18m	82.7	18-29 m	767	78
HIB1	Recall	13.7	18-29 m	172	78
HIB1	Record	75.8	18-29 m	596	78
HIB1	Record or Recall	89.6	18-29 m	767	78
HIB1	Record or Recall<18m	89.1	18-29 m	767	78
HIB3	Recall	11.6	18-29 m	172	78
HIB3	Record	71.4	18-29 m	596	78
HIB3	Record or Recall	83.1	18-29 m	767	78
HIB3	Record or Recall<18m	82.7	18-29 m	767	78
MCV1	Recall	14.5	18-29 m	172	78
MCV1	Record	70.5	18-29 m	596	78
MCV1	Record or Recall	85.1	18-29 m	767	78
MCV1	Record or Recall<18m	81.5	18-29 m	767	78
POL1	Recall	15.3	18-29 m	172	78
POL1	Record	75.8	18-29 m	596	78
POL1	Record or Recall	91.1	18-29 m	767	78
POL1	Record or Recall<18m	90.6	18-29 m	767	78
POL3	Recall	10.7	18-29 m	172	78
POL3	Record	70.4	18-29 m	596	78
POL3	Record or Recall	81.2	18-29 m	767	78
POL3	Record or Recall<18m	80.4	18-29 m	767	78
RCV1	Recall	14.5	18-29 m	172	78
RCV1	Record	70.5	18-29 m	596	78
RCV1	Record or Recall	85.1	18-29 m	767	78
RCV1	Record or Recall<18m	81.5	18-29 m	767	78

2005 Solomon Islands Demographic and Health Survey 2006-07

Vaccine	Confirmation method	Coverage	Age cohort	Sample	Evidence seen
BCG	Recall	10.3	12-23 m	78	86
BCG	Record	85.4	12-23 m	457	86
BCG	Record or Recall	95.7	12-23 m	535	86
BCG	Record or Recall<12m	95.7	12-23 m	535	86
DTP1	Recall	9.2	12-23 m	78	86
DTP1	Record	84.2	12-23 m	457	86
DTP1	Record or Recall	93.4	12-23 m	535	86
DTP1	Record or Recall<12m	93.2	12-23 m	535	86
DTP3	Recall	7.9	12-23 m	78	86
DTP3	Record	80.3	12-23 m	457	86

DTP3	Record or Recall	88.2	12-23 m	535	86
DTP3	Record or Recall<12m	87.1	12-23 m	535	86
MCV1	Recall	9.2	12-23 m	78	86
MCV1	Record	78.1	12-23 m	457	86
MCV1	Record or Recall	87.3	12-23 m	535	86
MCV1	Record or Recall<12m	80.6	12-23 m	535	86
POL1	Recall	10.2	12-23 m	78	86
POL1	Record	83.8	12-23 m	457	86
POL1	Record or Recall	94	12-23 m	535	86
POL1	Record or Recall<12m	93.8	12-23 m	535	86
POL3	Recall	7.9	12-23 m	78	86
POL3	Record	79.6	12-23 m	457	86
POL3	Record or Recall	87.4	12-23 m	535	86
POL3	Record or Recall<12m	86.3	12-23 m	535	86

2004 Solomon Islands Demographic and Health Survey 2006-07

Vaccine	Confirmation method	Coverage	Age cohort	Sample	Evidence seen
BCG	Record or Recall<12m	92.8	24-35 m	533	-
DTP1	Record or Recall<12m	90.4	24-35 m	533	-
DTP3	Record or Recall<12m	80	24-35 m	533	-
MCV1	Record or Recall<12m	68.1	24-35 m	533	-
POL1	Record or Recall<12m	91.5	24-35 m	533	-
POL3	Record or Recall<12m	81.2	24-35 m	533	-

Further information and estimates for previous years are available at:
<https://data.unicef.org/topic/child-health/immunization/>
<https://immunizationdata.who.int/listing.html>

2003 Solomon Islands Demographic and Health Survey 2006-07

Vaccine	Confirmation method	Coverage	Age cohort	Sample	Evidence seen
BCG	Record or Recall<12m	90.6	36-47 m	515	-
DTP1	Record or Recall<12m	89	36-47 m	515	-
DTP3	Record or Recall<12m	80.8	36-47 m	515	-
MCV1	Record or Recall<12m	72	36-47 m	515	-
POL1	Record or Recall<12m	88.7	36-47 m	515	-
POL3	Record or Recall<12m	79.6	36-47 m	515	-

2002 Solomon Islands Demographic and Health Survey 2006-07

Vaccine	Confirmation method	Coverage	Age cohort	Sample	Evidence seen
BCG	Record or Recall<12m	87.7	48-59 m	477	-
DTP1	Record or Recall<12m	85.5	48-59 m	477	-
DTP3	Record or Recall<12m	72.5	48-59 m	477	-
MCV1	Record or Recall<12m	62.6	48-59 m	477	-
POL1	Record or Recall<12m	86.4	48-59 m	477	-
POL3	Record or Recall<12m	74.3	48-59 m	477	-