

Saudi Arabia: WHO and UNICEF estimates of immunization coverage: 2024 revision

BACKGROUND NOTE Each year WHO and UNICEF jointly review reports submitted by Member States regarding national immunization coverage, finalized survey reports as well as data from published and grey literature. Based on these data, with due consideration to potential biases and the views of local experts, WHO and UNICEF attempt to distinguish between situations where available empirical data accurately reflect immunization system performance and those where the data are likely compromised and present a misleading view of coverage.

WHO and UNICEF estimates are country-specific; that is to say, each country's data are reviewed individually, and data are not borrowed from other countries in the absence of data. Estimates are not based on ad hoc adjustments to reported data; in some instances empirical data are available from a single source, usually the nationally reported coverage data. In cases where no data are available for a given country/vaccine/year combination, data are considered from earlier and later years and interpolated to estimate coverage for the missing year(s). In cases where data sources are mixed and show large variation, an attempt is made to identify the most likely estimate with consideration of the possible biases in available data. For methods see:

* Burton et al. 2009. Bull World Health Organ. * Burton et al. 2012. PLoS One.
* Brown et al. 2013. Open Pub Health Journal. * Danovaro-Holliday et al. 2021. Gates Open Res.

DATA SOURCES

ADMINISTRATIVE coverage: Reported by national authorities and based on aggregated administrative reports from health service providers on the number of vaccinations administered during a given period (numerator data) and reported target population data (denominator data). May be biased by inaccurate numerator and/or denominator data.

OFFICIAL coverage: Estimated coverage reported by national authorities that reflects their assessment of the most likely coverage based on any combination of administrative coverage, survey-based estimates or other data sources or adjustments. Approaches to determine OFFICIAL coverage may differ across countries.

SURVEY coverage: Based on estimated coverage from population-based household surveys among children aged 6-11, 12-23 or 24-35 months following a review of survey methods and results. Information is based on the combination of vaccination history from documented evidence or caregiver recall. Survey results are considered for the appropriate birth cohort based on data collection period.

ABBREVIATIONS AND DEFINITIONS

BCG: percentage of births who received one dose of Bacillus Calmette Guerin vaccine.

DTP1 / DTP3: percentage of surviving infants who received the 1st / 3rd dose, respectively, of diphtheria and tetanus toxoid with pertussis containing vaccine.

POL3: percentage of surviving infants who received the 3rd dose of polio containing vaccine. May be either oral or inactivated polio vaccine.

IPV1: percentage of surviving infants who received at least one dose of inactivated polio vaccine. In countries utilizing an immunization schedule recommending either (i) a primary series of three doses of oral polio vaccine (OPV) plus at least one dose of IPV where OPV is included in routine immunization and/or campaign or (ii) a sequential schedule of IPV followed by OPV, WHO and UNICEF estimates for IPV1 reflect coverage with at least one routine dose of IPV among infants < 1 year of age. For countries utilizing IPV containing vaccine only, i.e., no recommended dose of OPV, WHO and UNICEF estimate for IPV1 corresponds to coverage for the 1st dose of IPV.

Production of IPV coverage estimates, which begins in 2015, results in no change of the estimated coverage levels for the 3rd dose of polio (POL3). For countries recommending routine immunization with a primary series of three doses of IPV alone, WHO and UNICEF estimated POL3 coverage is equivalent to estimated coverage with three doses of IPV. For countries with a sequential schedule, estimated POL3 coverage is based on that for the 3rd dose of polio vaccine regardless of vaccine type.

IPV2: percentage of surviving infants who received a 2nd dose of inactivated polio vaccine. IPV2 coverage estimates produced for OPV using countries.

MCV1: percentage of surviving infants who received the 1st dose of measles containing vaccine. In countries where the national schedule recommends the 1st dose of MCV at 12 months or later based on the epidemiology of disease in the country, coverage estimates reflect the percentage of children who received the 1st dose of MCV as recommended.

MCV2: percentage of children who received the 2nd dose of measles containing vaccine according to the nationally recommended schedule.

RCV1: percentage of surviving infants who received the 1st dose of rubella containing vaccine. Coverage estimates are based on WHO and UNICEF estimates of coverage for the dose of measles containing vaccine that corresponds to the first measles-rubella combination vaccine. Nationally reported coverage of RCV is not taken into consideration in the production of the estimate.

HEPB3: percentage of births which received a dose of hepatitis B vaccine within 24 hours of delivery. Estimates of hepatitis B birth dose coverage are produced only for countries with a universal birth dose policy. Estimates are not produced for countries that recommend a birth dose to infants born to HEPB virus-infected mothers only or where there is insufficient information to determine whether vaccination is within 24 hours of birth.

HEPB3: percentage of surviving infants who received the 3rd dose of hepatitis B containing vaccine following the birth dose.

HIB3: percentage of surviving infants who received the 3rd dose of Haemophilus influenzae type b containing vaccine.

ROTAC: percentage of surviving infants who received the final recommended dose of rotavirus vaccine, which can be either the 2nd or the 3rd dose depending on the vaccine.

PCV3: percentage of surviving infants who received the 3rd dose of pneumococcal conjugate vaccine. In countries where the national schedule recommends two doses during infancy and a booster dose at 12 months or later based on the epidemiology of disease in the country, coverage estimates may reflect the percentage of surviving infants who received two doses of PCV prior to the 1st birthday if coverage for the booster dose is not reported.

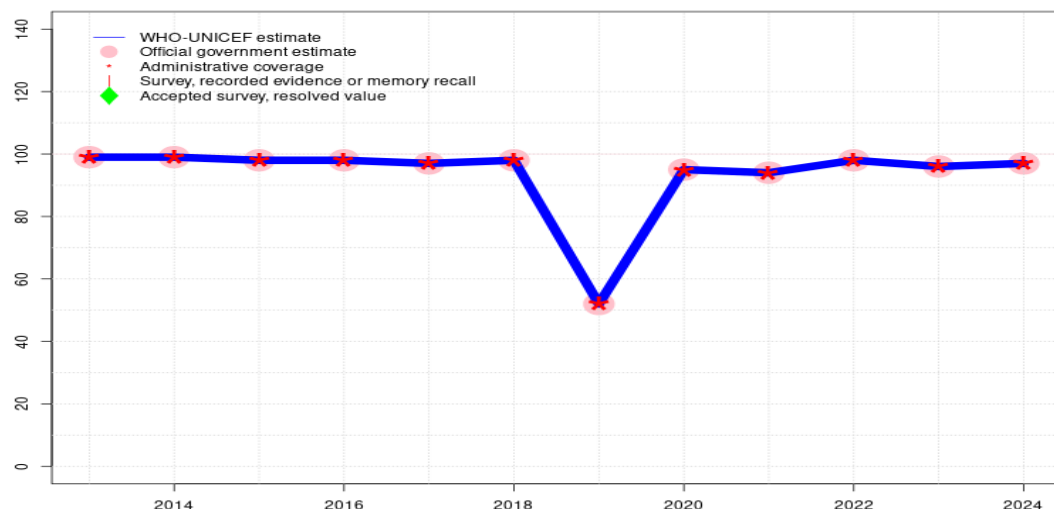
YFV: percentage of surviving infants who received one dose of yellow fever vaccine in countries where YFV is part of the national immunization schedule for children or is recommended in at risk areas; coverage estimates are annualized for the entire cohort of surviving infants.

MENGA: percentage of children who received one dose of meningococcal A conjugate vaccine. MENGA coverage estimates produced for countries in the meningitis belt of sub-Saharan Africa.

Disclaimer: All reasonable precautions have been taken by the World Health Organization and United Nations Children's Fund to verify the information contained in this publication. However, the published material is being distributed without warranty of any kind, either expressed or implied. The responsibility for the interpretation and use of the material lies with the reader. In no event shall the World Health Organization or United Nations Children's Fund be liable for damages arising from its use.

Saudi Arabia - BCG

SAU - BCG



Description:

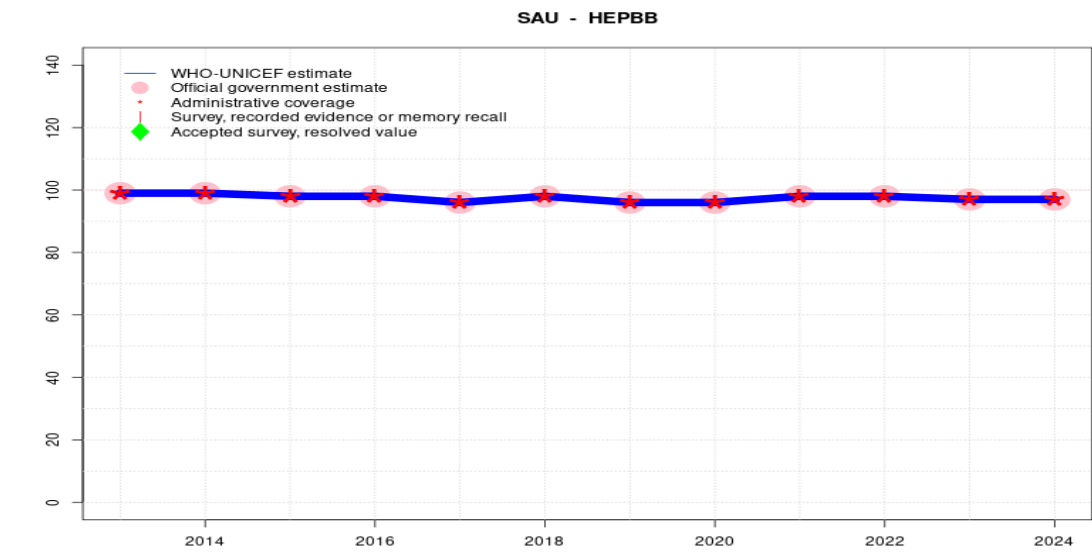
- 2024: Estimate informed by reported data. No nationally representative household survey for the most recent 5 annual birth cohorts. WHO and UNICEF recommend a high-quality survey to verify reported levels of coverage. GoC=R+ D+
- 2023: Estimate informed by reported data. Estimate challenged by: D-
- 2022: Estimate informed by reported data. GoC=R+ D+
- 2021: Estimate informed by reported data. Programme notes a change in source of information for newborns from forecasted value to data from electronic registration. Programme reports a one month vaccine stockout at both national and subnational levels. GoC=R+ D+
- 2020: Estimate informed by reported data. GoC=R+ D+
- 2019: Estimate informed by reported data. Programme notes that the dose of BCG vaccine at birth was stopped as of August 2019 alongside a new recommendation of BCG administration at 6 months of age. GoC=R+ D+
- 2018: Estimate informed by reported data. GoC=R+ D+
- 2017: Estimate informed by reported data. Estimate challenged by: D-
- 2016: Estimate informed by reported data. GoC=R+
- 2015: Estimate informed by reported data. GoC=R+
- 2014: Estimate informed by reported data. Estimate of 99 percent changed from previous revision value of 98 percent. GoC=R+
- 2013: Estimate informed by reported data. GoC=R+

	2013	2014	2015	2016	2017	2018	2019	2020	2021	2022	2023	2024
Estimate	99	99	98	98	97	98	52	95	94	98	96	97
Estimate GoC	●●	●●	●●	●●	●	●●	●●	●●	●●	●●	●	●●
Official	99	99	98	98	97	98	52	95	94	98	96	97
Administrative	99	99	98	98	97	98	52	95	94	98	96	97
Survey	-	-	-	-	-	-	-	-	-	-	-	-

The WHO and UNICEF estimates of national immunization coverage (wuenic) are based on data and information that are of varying, and, in some instances, unknown quality. Beginning with the 2011 revision we describe the grade of confidence (GoC) we have in these estimates. As there is no underlying probability model upon which the estimates are based, we are unable to present classical measures of uncertainty, e.g., confidence intervals. Moreover, we have chosen not to make subjective estimates of plausibility/certainty ranges around the coverage. The GoC reflects the degree of empirical support upon which the estimates are based. It is not a judgment of the quality of data reported by national authorities.

- Estimate is supported by reported data [R+], coverage recalculated with an independent denominator from the World Population Prospects: 2024 revision from the UN Population Division (D+), and at least one supporting survey within 2 years [S+]. While well supported, the estimate still carries a risk of being wrong.
- Estimate is supported by at least one data source; [R+], [S+], or [D+]; and no data source, [R-], [D-], or [S-], challenges the estimate.
- There are no directly supporting data; or data from at least one source; [R-], [D-], [S-]; challenge the estimate.

In all cases these estimates should be used with caution and should be assessed in light of the objective for which they are being used.



Description:

- 2024: Estimate informed by reported data. No nationally representative household survey for the most recent 5 annual birth cohorts. WHO and UNICEF recommend a high-quality survey to verify reported levels of coverage. GoC=R+ D+
- 2023: Estimate informed by reported data. Estimate challenged by: D-
- 2022: Estimate informed by reported data. GoC=R+ D+
- 2021: Estimate informed by reported data. Programme notes a change in source of information for newborns from forecasted value to data from electronic registration. GoC=R+ D+
- 2020: Estimate informed by reported data. GoC=R+ D+
- 2019: Estimate informed by reported data. Estimate challenged by: D-
- 2018: Estimate informed by reported data. GoC=R+ D+
- 2017: Estimate informed by reported data. Estimate challenged by: D-
- 2016: Estimate informed by reported data. GoC=R+
- 2015: Estimate informed by reported data. GoC=R+
- 2014: Estimate informed by reported data. Estimate of 99 percent changed from previous revision value of 98 percent. GoC=R+
- 2013: Estimate informed by reported data. GoC=R+

	2013	2014	2015	2016	2017	2018	2019	2020	2021	2022	2023	2024
Estimate	99	99	98	98	96	98	96	96	98	98	97	97
Estimate GoC	●●	●●	●●	●●	●	●●	●	●●	●●	●●	●	●●
Official	99	99	98	98	96	98	96	96	98	98	97	97
Administrative	99	99	98	98	96	98	96	96	98	98	97	97
Survey	-	-	-	-	-	-	-	-	-	-	-	-

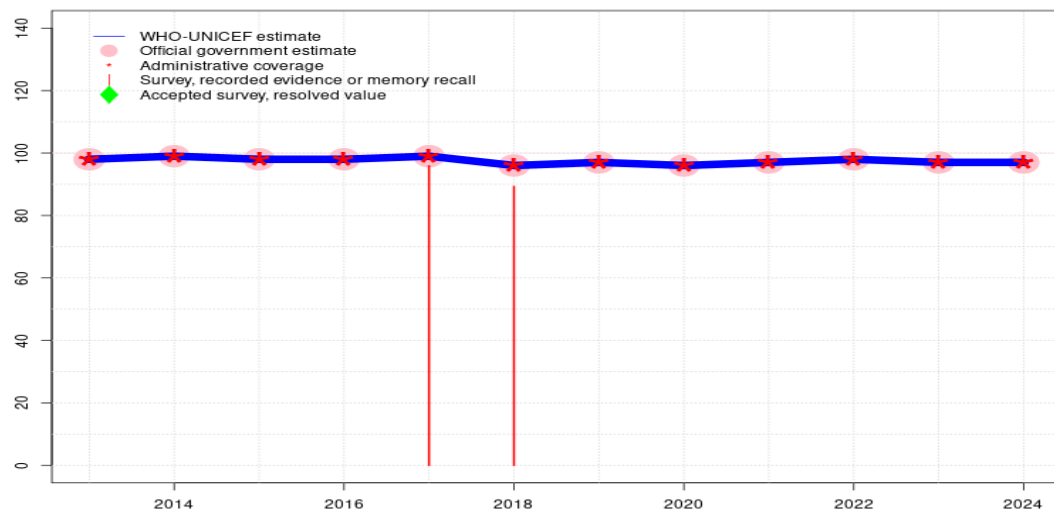
The WHO and UNICEF estimates of national immunization coverage (wuenic) are based on data and information that are of varying, and, in some instances, unknown quality. Beginning with the 2011 revision we describe the grade of confidence (GoC) we have in these estimates. As there is no underlying probability model upon which the estimates are based, we are unable to present classical measures of uncertainty, e.g., confidence intervals. Moreover, we have chosen not to make subjective estimates of plausibility/certainty ranges around the coverage. The GoC reflects the degree of empirical support upon which the estimates are based. It is not a judgment of the quality of data reported by national authorities.

- Estimate is supported by reported data [R+], coverage recalculated with an independent denominator from the World Population Prospects: 2024 revision from the UN Population Division (D+), and at least one supporting survey within 2 years [S+]. While well supported, the estimate still carries a risk of being wrong.
- Estimate is supported by at least one data source; [R+], [S+], or [D+]; and no data source, [R-], [D-], or [S-], challenges the estimate.
- There are no directly supporting data; or data from at least one source; [R-], [D-], [S-]; challenge the estimate.

In all cases these estimates should be used with caution and should be assessed in light of the objective for which they are being used.

Saudi Arabia - DTP1

SAU - DTP1



Description:

- 2024: Estimate informed by reported data. No nationally representative household survey for the most recent 5 annual birth cohorts. WHO and UNICEF recommend a high-quality survey to verify reported levels of coverage. GoC=R+ D+
- 2023: Estimate informed by reported data. Estimate challenged by: D-
- 2022: Estimate informed by reported data. GoC=R+ D+
- 2021: Estimate informed by reported data. Programme notes a change in source of information for newborns from forecasted value to data from electronic registration. GoC=R+ D+
- 2020: Estimate informed by reported data. GoC=R+ D+
- 2019: Estimate informed by reported data. Estimate of 97 percent changed from previous revision value of 96 percent. Estimate challenged by: D-
- 2018: Estimate informed by reported data. The 2019 Kingdom of Saudi Arabia World Health Survey (KSAWHS 2019) results ignored. Sample size 93 less than 300. GoC=R+ D+
- 2017: Estimate informed by reported data. The 2019 Kingdom of Saudi Arabia World Health Survey (KSAWHS 2019) results ignored. Sample size 99 less than 300. Estimate challenged by: D-
- 2016: Estimate informed by reported data. GoC=R+
- 2015: Estimate informed by reported data. GoC=R+
- 2014: Estimate informed by reported data. GoC=R+
- 2013: Estimate informed by reported data. GoC=R+

	2013	2014	2015	2016	2017	2018	2019	2020	2021	2022	2023	2024
Estimate	98	99	98	98	99	96	97	96	97	98	97	97
Estimate GoC	●●	●●	●●	●●	●	●●	●	●●	●●	●●	●	●●
Official	98	99	98	98	99	96	97	96	97	98	97	97
Administrative	98	99	98	98	99	96	97	96	97	98	97	97
Survey	-	-	-	-	96	89	-	-	-	-	-	-

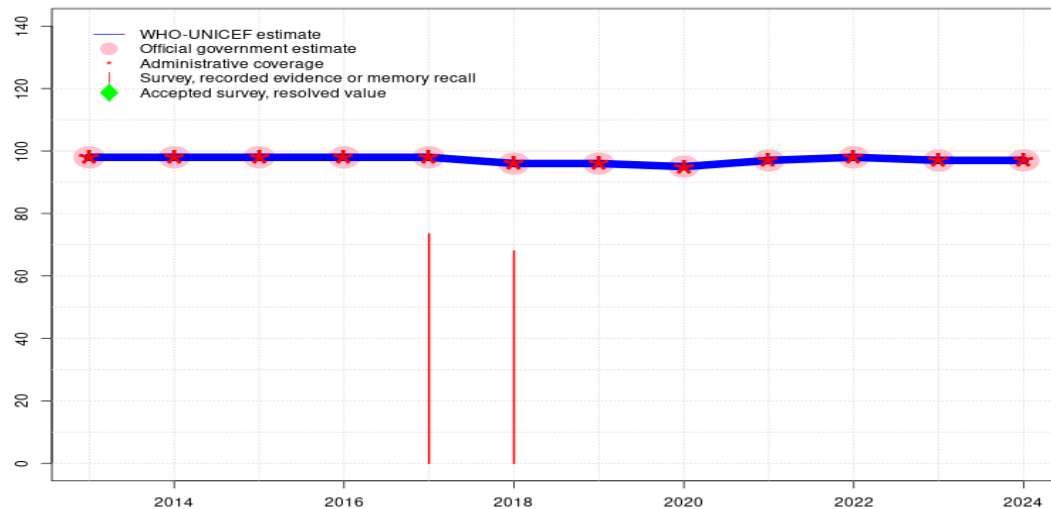
The WHO and UNICEF estimates of national immunization coverage (wuenic) are based on data and information that are of varying, and, in some instances, unknown quality. Beginning with the 2011 revision we describe the grade of confidence (GoC) we have in these estimates. As there is no underlying probability model upon which the estimates are based, we are unable to present classical measures of uncertainty, e.g., confidence intervals. Moreover, we have chosen not to make subjective estimates of plausibility/certainty ranges around the coverage. The GoC reflects the degree of empirical support upon which the estimates are based. It is not a judgment of the quality of data reported by national authorities.

- Estimate is supported by reported data [R+], coverage recalculated with an independent denominator from the World Population Prospects: 2024 revision from the UN Population Division (D+), and at least one supporting survey within 2 years [S+]. While well supported, the estimate still carries a risk of being wrong.
- Estimate is supported by at least one data source; [R+], [S+], or [D+]; and no data source, [R-], [D-], or [S-], challenges the estimate.
- There are no directly supporting data; or data from at least one source; [R-], [D-], [S-]; challenge the estimate.

In all cases these estimates should be used with caution and should be assessed in light of the objective for which they are being used.

Saudi Arabia - DTP3

SAU - DTP3



	2013	2014	2015	2016	2017	2018	2019	2020	2021	2022	2023	2024
Estimate	98	98	98	98	98	96	96	95	97	98	97	97
Estimate GoC	●●	●●	●●	●●	●	●●	●	●●	●●	●●	●	●●
Official	98	98	98	98	98	96	96	95	97	98	97	97
Administrative	98	98	98	98	98	96	96	95	97	98	97	97
Survey	-	-	-	-	74	68	-	-	-	-	-	-

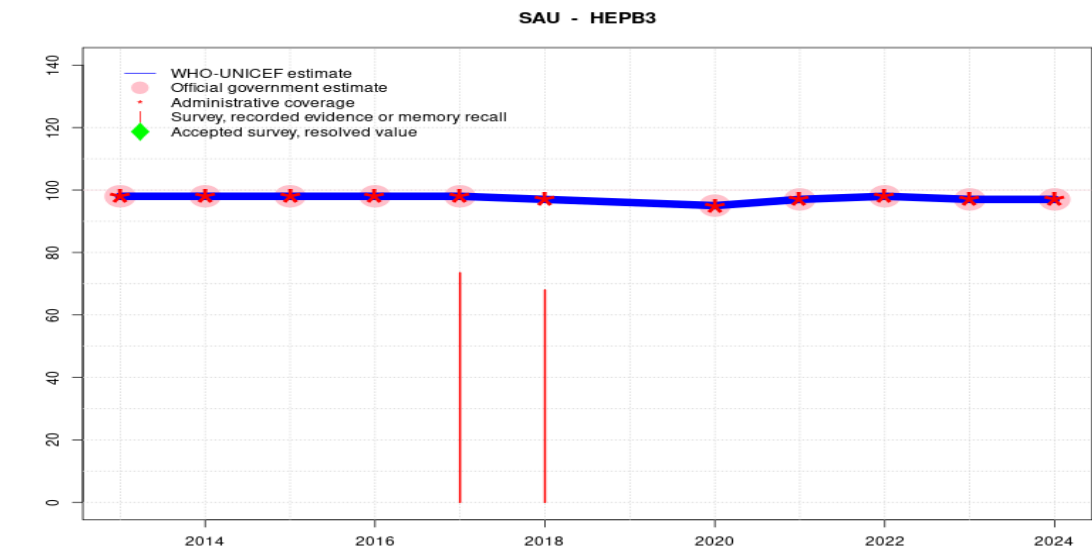
The WHO and UNICEF estimates of national immunization coverage (wuenic) are based on data and information that are of varying, and, in some instances, unknown quality. Beginning with the 2011 revision we describe the grade of confidence (GoC) we have in these estimates. As there is no underlying probability model upon which the estimates are based, we are unable to present classical measures of uncertainty, e.g., confidence intervals. Moreover, we have chosen not to make subjective estimates of plausibility/certainty ranges around the coverage. The GoC reflects the degree of empirical support upon which the estimates are based. It is not a judgment of the quality of data reported by national authorities.

- Estimate is supported by reported data [R+], coverage recalculated with an independent denominator from the World Population Prospects: 2024 revision from the UN Population Division (D+), and at least one supporting survey within 2 years [S+]. While well supported, the estimate still carries a risk of being wrong.
- Estimate is supported by at least one data source; [R+], [S+], or [D+]; and no data source, [R-], [D-], or [S-], challenges the estimate.
- There are no directly supporting data; or data from at least one source; [R-], [D-], [S-]; challenge the estimate.

In all cases these estimates should be used with caution and should be assessed in light of the objective for which they are being used.

Description:

- 2024: Estimate informed by reported data. No nationally representative household survey for the most recent 5 annual birth cohorts. WHO and UNICEF recommend a high-quality survey to verify reported levels of coverage. GoC=R+ D+
- 2023: Estimate informed by reported data. Estimate challenged by: D-
- 2022: Estimate informed by reported data. GoC=R+ D+
- 2021: Estimate informed by reported data. Programme notes a change in source of information for newborns from forecasted value to data from electronic registration. GoC=R+ D+
- 2020: Estimate informed by reported data. GoC=R+ D+
- 2019: Estimate informed by reported data. Estimate challenged by: D-
- 2018: Estimate informed by reported data. The 2019 Kingdom of Saudi Arabia World Health Survey (KSAWHS 2019) results ignored. Sample size 93 less than 300. The 2019 Kingdom of Saudi Arabia World Health Survey (KSAWHS 2019) record or recall results of 68 percent modified for recall bias to 89 percent based on 1st dose record or recall coverage of 89 percent, 1st dose record only coverage of 100 percent and 3rd dose record only coverage of 100 percent. GoC=R+ D+
- 2017: Estimate informed by reported data. The 2019 Kingdom of Saudi Arabia World Health Survey (KSAWHS 2019) results ignored. Sample size 99 less than 300. The 2019 Kingdom of Saudi Arabia World Health Survey (KSAWHS 2019) record or recall results of 74 percent modified for recall bias to 96 percent based on 1st dose record or recall coverage of 96 percent, 1st dose record only coverage of 100 percent and 3rd dose record only coverage of 100 percent. Estimate challenged by: D-
- 2016: Estimate informed by reported data. GoC=R+
- 2015: Estimate informed by reported data. GoC=R+
- 2014: Estimate informed by reported data. GoC=R+
- 2013: Estimate informed by reported data. GoC=R+



	2013	2014	2015	2016	2017	2018	2019	2020	2021	2022	2023	2024
Estimate	98	98	98	98	98	97	96	95	97	98	97	97
Estimate GoC	●●	●●	●●	●●	●	●●	●	●●	●●	●●	●	●●
Official	98	98	98	98	98	-	-	95	97	98	97	97
Administrative	98	98	98	98	98	97	-	95	97	98	97	97
Survey	-	-	-	-	74	68	-	-	-	-	-	-

The WHO and UNICEF estimates of national immunization coverage (wuenic) are based on data and information that are of varying, and, in some instances, unknown quality. Beginning with the 2011 revision we describe the grade of confidence (GoC) we have in these estimates. As there is no underlying probability model upon which the estimates are based, we are unable to present classical measures of uncertainty, e.g., confidence intervals. Moreover, we have chosen not to make subjective estimates of plausibility/certainty ranges around the coverage. The GoC reflects the degree of empirical support upon which the estimates are based. It is not a judgment of the quality of data reported by national authorities.

- Estimate is supported by reported data [R+], coverage recalculated with an independent denominator from the World Population Prospects: 2024 revision from the UN Population Division (D+), and at least one supporting survey within 2 years [S+]. While well supported, the estimate still carries a risk of being wrong.
- Estimate is supported by at least one data source; [R+], [S+], or [D+]; and no data source, [R-], [D-], or [S-], challenges the estimate.
- There are no directly supporting data; or data from at least one source; [R-], [D-], [S-]; challenge the estimate.

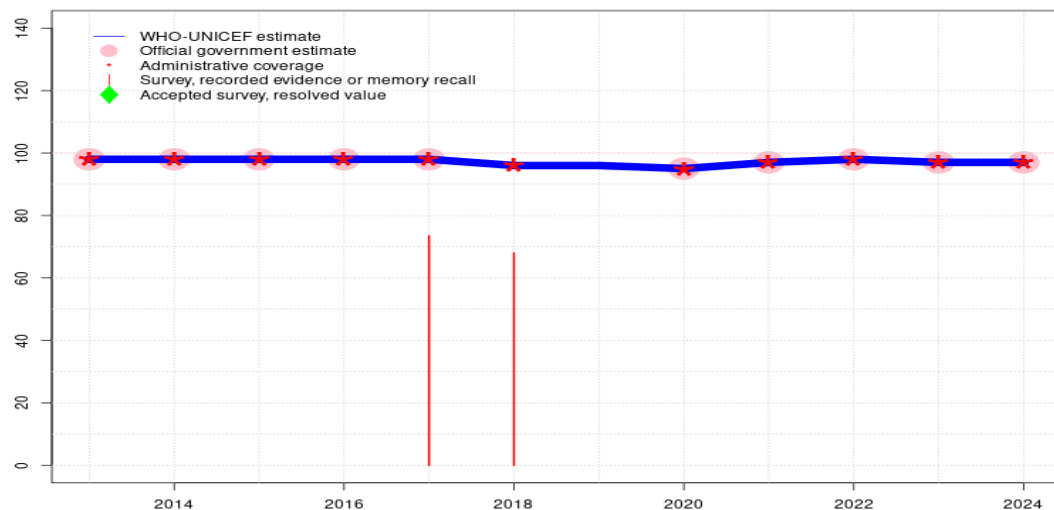
In all cases these estimates should be used with caution and should be assessed in light of the objective for which they are being used.

Description:

- 2024: Estimate informed by reported data. No nationally representative household survey for the most recent 5 annual birth cohorts. WHO and UNICEF recommend a high-quality survey to verify reported levels of coverage. GoC=R+ D+
- 2023: Estimate informed by reported data. Estimate challenged by: D-
- 2022: Estimate informed by reported data. GoC=R+ D+
- 2021: Estimate informed by reported data. Programme notes a change in source of information for newborns from forecasted value to data from electronic registration. GoC=R+ D+
- 2020: Estimate informed by reported data. GoC=R+ D+
- 2019: Estimate informed by interpolation between reported data. GoC=No accepted empirical data
- 2018: Estimate informed by reported administrative data. The 2019 Kingdom of Saudi Arabia World Health Survey (KSAWHS 2019) results ignored. Sample size 93 less than 300.The 2019 Kingdom of Saudi Arabia World Health Survey (KSAWHS 2019) record or recall results of 68 percent modified for recall bias to 89 percent based on 1st dose record or recall coverage of 89 percent, 1st dose record only coverage of 100 percent and 3rd dose record only coverage of 100 percent. GoC=R+ D+
- 2017: Estimate informed by reported data. The 2019 Kingdom of Saudi Arabia World Health Survey (KSAWHS 2019) results ignored. Sample size 99 less than 300.The 2019 Kingdom of Saudi Arabia World Health Survey (KSAWHS 2019) record or recall results of 74 percent modified for recall bias to 96 percent based on 1st dose record or recall coverage of 96 percent, 1st dose record only coverage of 100 percent and 3rd dose record only coverage of 100 percent. Estimate challenged by: D-
- 2016: Estimate informed by reported data. GoC=R+
- 2015: Estimate informed by reported data. GoC=R+
- 2014: Estimate informed by reported data. GoC=R+
- 2013: Estimate informed by reported data. GoC=R+

Saudi Arabia - HIB3

SAU - HIB3



	2013	2014	2015	2016	2017	2018	2019	2020	2021	2022	2023	2024
Estimate	98	98	98	98	98	96	96	95	97	98	97	97
Estimate GoC	••	••	••	••	•	••	•	••	••	••	•	••
Official	98	98	98	98	98	-	-	95	97	98	97	97
Administrative	98	98	98	98	98	96	-	95	97	98	97	97
Survey	-	-	-	-	74	68	-	-	-	-	-	-

The WHO and UNICEF estimates of national immunization coverage (wuenic) are based on data and information that are of varying, and, in some instances, unknown quality. Beginning with the 2011 revision we describe the grade of confidence (GoC) we have in these estimates. As there is no underlying probability model upon which the estimates are based, we are unable to present classical measures of uncertainty, e.g., confidence intervals. Moreover, we have chosen not to make subjective estimates of plausibility/certainty ranges around the coverage. The GoC reflects the degree of empirical support upon which the estimates are based. It is not a judgment of the quality of data reported by national authorities.

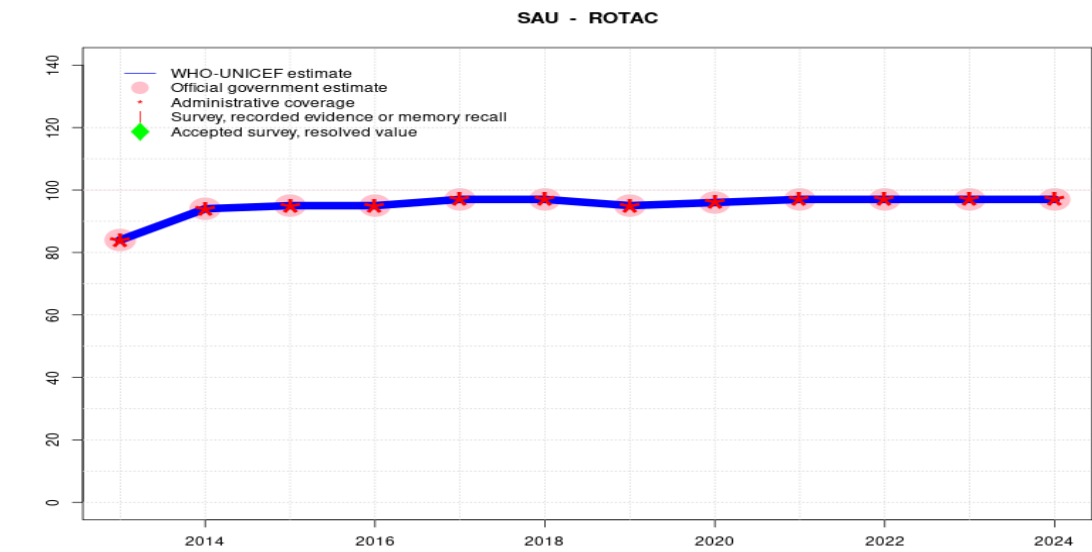
- Estimate is supported by reported data [R+], coverage recalculated with an independent denominator from the World Population Prospects: 2024 revision from the UN Population Division (D+), and at least one supporting survey within 2 years [S+]. While well supported, the estimate still carries a risk of being wrong.
- Estimate is supported by at least one data source; [R+], [S+], or [D+]; and no data source, [R-], [D-], or [S-], challenges the estimate.
- There are no directly supporting data; or data from at least one source; [R-], [D-], [S-]; challenge the estimate.

In all cases these estimates should be used with caution and should be assessed in light of the objective for which they are being used.

Description:

- 2024: Estimate informed by reported data. No nationally representative household survey for the most recent 5 annual birth cohorts. WHO and UNICEF recommend a high-quality survey to verify reported levels of coverage. GoC=R+ D+
- 2023: Estimate informed by reported data. Estimate challenged by: D-
- 2022: Estimate informed by reported data. GoC=R+ D+
- 2021: Estimate informed by reported data. Programme notes a change in source of information for newborns from forecasted value to data from electronic registration. GoC=R+ D+
- 2020: Estimate informed by reported data. GoC=R+ D+
- 2019: Estimate informed by interpolation between reported data. GoC=No accepted empirical data
- 2018: Estimate informed by reported administrative data. The 2019 Kingdom of Saudi Arabia World Health Survey (KSAWHS 2019) results ignored. Sample size 93 less than 300. The 2019 Kingdom of Saudi Arabia World Health Survey (KSAWHS 2019) record or recall results of 68 percent modified for recall bias to 89 percent based on 1st dose record or recall coverage of 89 percent, 1st dose record only coverage of 100 percent and 3rd dose record only coverage of 100 percent. GoC=R+ D+
- 2017: Estimate informed by reported data. The 2019 Kingdom of Saudi Arabia World Health Survey (KSAWHS 2019) results ignored. Sample size 99 less than 300. The 2019 Kingdom of Saudi Arabia World Health Survey (KSAWHS 2019) record or recall results of 74 percent modified for recall bias to 96 percent based on 1st dose record or recall coverage of 96 percent, 1st dose record only coverage of 100 percent and 3rd dose record only coverage of 100 percent. Estimate challenged by: D-
- 2016: Estimate informed by reported data. GoC=R+
- 2015: Estimate informed by reported data. GoC=R+
- 2014: Estimate informed by reported data. GoC=R+
- 2013: Estimate informed by reported data. GoC=R+

Saudi Arabia - ROTAC



Description:

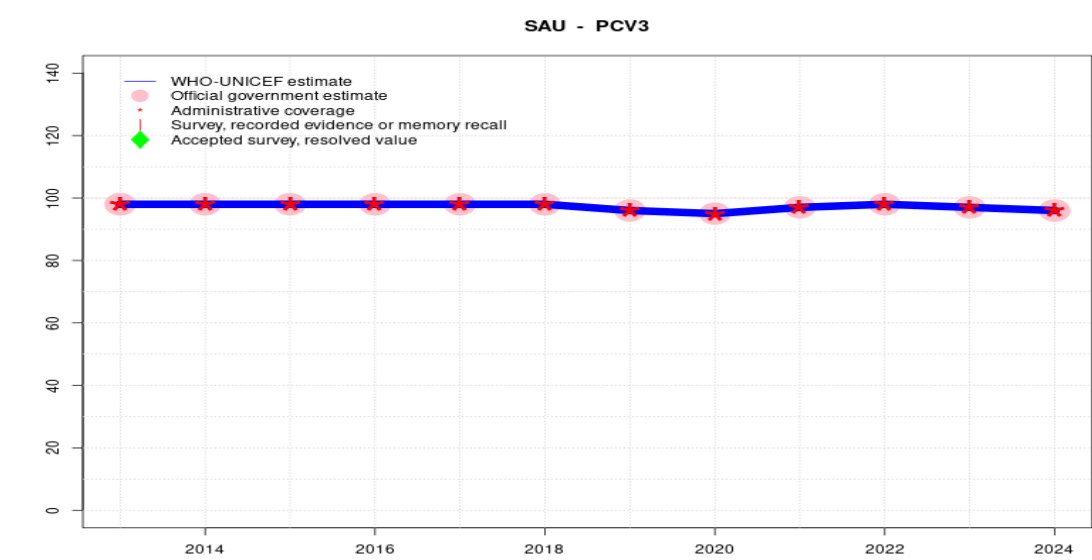
- 2024: Estimate informed by reported data. No nationally representative household survey for the most recent 5 annual birth cohorts. WHO and UNICEF recommend a high-quality survey to verify reported levels of coverage. GoC=R+ D+
- 2023: Estimate informed by reported data. Estimate challenged by: D-
- 2022: Estimate informed by reported data. GoC=R+ D+
- 2021: Estimate informed by reported data. Programme notes a change in source of information for newborns from forecasted value to data from electronic registration. GoC=R+ D+
- 2020: Estimate informed by reported data. GoC=R+ D+
- 2019: Estimate informed by reported data. Estimate challenged by: D-
- 2018: Estimate informed by reported data. GoC=R+ D+
- 2017: Estimate informed by reported data. Estimate challenged by: D-
- 2016: Estimate informed by reported data. GoC=R+
- 2015: Estimate informed by reported data. GoC=R+
- 2014: Estimate informed by reported data. GoC=R+
- 2013: Estimate informed by reported data. Rotavirus vaccine introduced in January 2013. GoC=R+

	2013	2014	2015	2016	2017	2018	2019	2020	2021	2022	2023	2024
Estimate	84	94	95	95	97	97	95	96	97	97	97	97
Estimate GoC	●●	●●	●●	●●	●	●●	●	●●	●●	●●	●	●●
Official	84	94	95	95	97	97	95	96	97	97	97	97
Administrative	84	94	95	95	97	97	95	96	97	97	97	97
Survey	-	-	-	-	-	-	-	-	-	-	-	-

The WHO and UNICEF estimates of national immunization coverage (wuenic) are based on data and information that are of varying, and, in some instances, unknown quality. Beginning with the 2011 revision we describe the grade of confidence (GoC) we have in these estimates. As there is no underlying probability model upon which the estimates are based, we are unable to present classical measures of uncertainty, e.g., confidence intervals. Moreover, we have chosen not to make subjective estimates of plausibility/certainty ranges around the coverage. The GoC reflects the degree of empirical support upon which the estimates are based. It is not a judgment of the quality of data reported by national authorities.

- Estimate is supported by reported data [R+], coverage recalculated with an independent denominator from the World Population Prospects: 2024 revision from the UN Population Division (D+), and at least one supporting survey within 2 years [S+]. While well supported, the estimate still carries a risk of being wrong.
- Estimate is supported by at least one data source; [R+], [S+], or [D+]; and no data source, [R-], [D-], or [S-], challenges the estimate.
- There are no directly supporting data; or data from at least one source; [R-], [D-], [S-]; challenge the estimate.

In all cases these estimates should be used with caution and should be assessed in light of the objective for which they are being used.



Description:

2024: Estimate informed by reported data. No nationally representative household survey for the most recent 5 annual birth cohorts. WHO and UNICEF recommend a high-quality survey to verify reported levels of coverage. GoC=R+ D+

2023: Estimate informed by reported data. Estimate challenged by: D-

2022: Estimate informed by reported data. GoC=R+ D+

2021: Estimate informed by reported data. Programme notes a change in source of information for newborns from forecasted value to data from electronic registration. GoC=R+ D+

2020: Estimate informed by reported data. GoC=R+ D+

2019: Estimate informed by reported data. Estimate challenged by: D-

2018: Estimate informed by reported data. GoC=R+ D+

2017: Estimate informed by reported data. Estimate challenged by: D-

2016: Estimate informed by reported data. GoC=R+

2015: Estimate informed by reported data. GoC=R+

2014: Estimate informed by reported data. GoC=R+

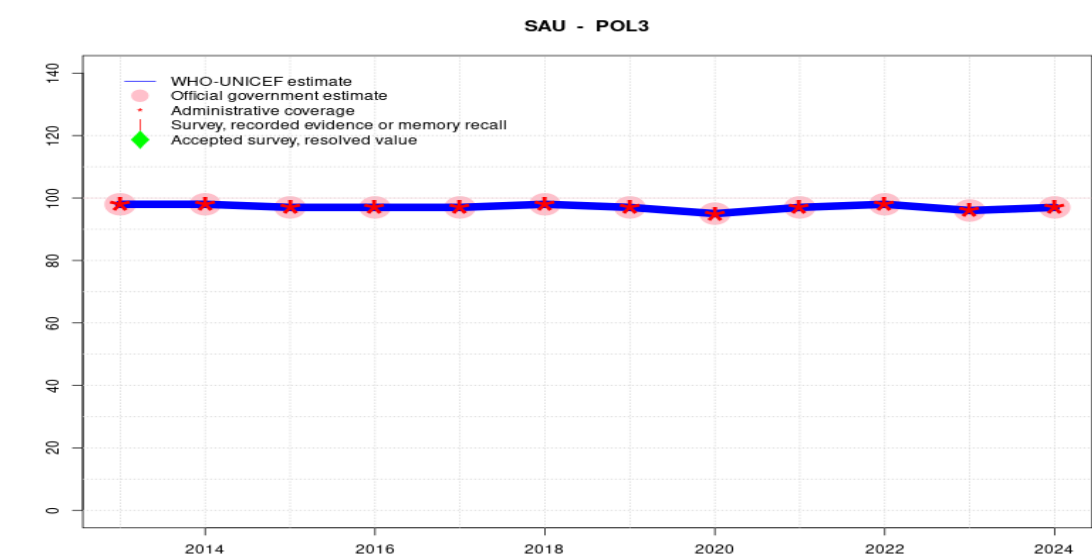
2013: Estimate informed by reported data. GoC=R+

	2013	2014	2015	2016	2017	2018	2019	2020	2021	2022	2023	2024
Estimate	98	98	98	98	98	98	96	95	97	98	97	96
Estimate GoC	●●	●●	●●	●●	●	●●	●	●●	●●	●●	●	●●
Official	98	98	98	98	98	98	96	95	97	98	97	96
Administrative	98	98	98	98	98	98	96	95	97	98	97	96
Survey	-	-	-	-	-	-	-	-	-	-	-	-

The WHO and UNICEF estimates of national immunization coverage (wuenic) are based on data and information that are of varying, and, in some instances, unknown quality. Beginning with the 2011 revision we describe the grade of confidence (GoC) we have in these estimates. As there is no underlying probability model upon which the estimates are based, we are unable to present classical measures of uncertainty, e.g., confidence intervals. Moreover, we have chosen not to make subjective estimates of plausibility/certainty ranges around the coverage. The GoC reflects the degree of empirical support upon which the estimates are based. It is not a judgment of the quality of data reported by national authorities.

- Estimate is supported by reported data [R+], coverage recalculated with an independent denominator from the World Population Prospects: 2024 revision from the UN Population Division (D+), and at least one supporting survey within 2 years [S+]. While well supported, the estimate still carries a risk of being wrong.
- Estimate is supported by at least one data source; [R+], [S+], or [D+]; and no data source, [R-], [D-], or [S-], challenges the estimate.
- There are no directly supporting data; or data from at least one source; [R-], [D-], [S-]; challenge the estimate.

In all cases these estimates should be used with caution and should be assessed in light of the objective for which they are being used.



Description:

2024: Estimate informed by reported data. No nationally representative household survey for the most recent 5 annual birth cohorts. WHO and UNICEF recommend a high-quality survey to verify reported levels of coverage. GoC=R+ D+

2023: Estimate informed by reported data. Estimate challenged by: D-

2022: Estimate informed by reported data. GoC=R+ D+

2021: Estimate informed by reported data. Programme notes a change in source of information for newborns from forecasted value to data from electronic registration. GoC=R+ D+

2020: Estimate informed by reported data. GoC=R+ D+

2019: Estimate informed by reported data. Estimate challenged by: D-

2018: Estimate informed by reported data. GoC=R+ D+

2017: Estimate informed by reported data. Estimate challenged by: D-

2016: Estimate informed by reported data. GoC=R+

2015: Estimate informed by reported data. GoC=R+

2014: Estimate informed by reported data. GoC=R+

2013: Estimate informed by reported data. GoC=R+

	2013	2014	2015	2016	2017	2018	2019	2020	2021	2022	2023	2024
Estimate	98	98	97	97	97	98	97	95	97	98	96	97
Estimate GoC	●●	●●	●●	●●	●	●●	●	●●	●●	●●	●	●●
Official	98	98	97	97	97	98	97	95	97	98	96	97
Administrative	98	98	97	97	97	98	97	95	97	98	96	97
Survey	-	-	-	-	-	-	-	-	-	-	-	-

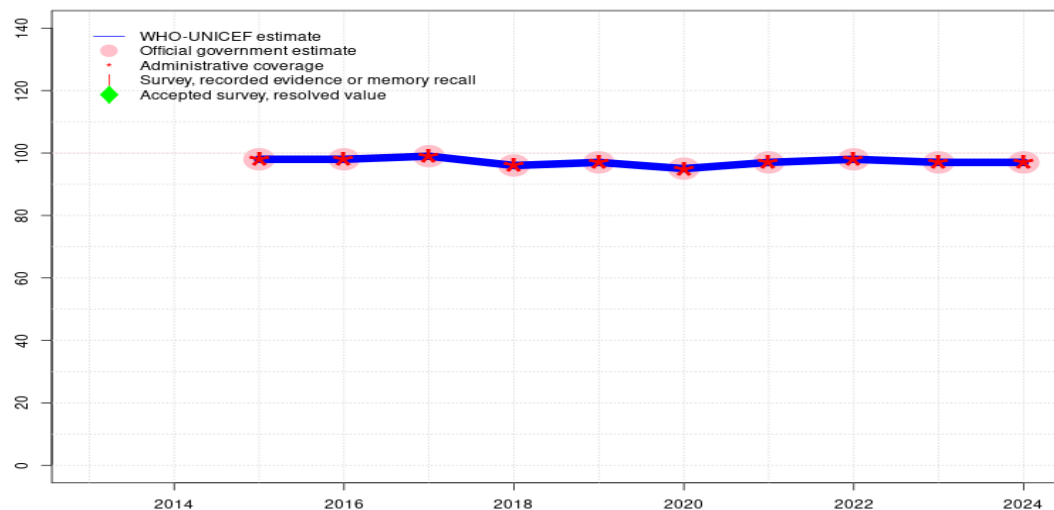
The WHO and UNICEF estimates of national immunization coverage (wuenic) are based on data and information that are of varying, and, in some instances, unknown quality. Beginning with the 2011 revision we describe the grade of confidence (GoC) we have in these estimates. As there is no underlying probability model upon which the estimates are based, we are unable to present classical measures of uncertainty, e.g., confidence intervals. Moreover, we have chosen not to make subjective estimates of plausibility/certainty ranges around the coverage. The GoC reflects the degree of empirical support upon which the estimates are based. It is not a judgment of the quality of data reported by national authorities.

- Estimate is supported by reported data [R+], coverage recalculated with an independent denominator from the World Population Prospects: 2024 revision from the UN Population Division (D+), and at least one supporting survey within 2 years [S+]. While well supported, the estimate still carries a risk of being wrong.
- Estimate is supported by at least one data source; [R+], [S+], or [D+]; and no data source, [R-], [D-], or [S-], challenges the estimate.
- There are no directly supporting data; or data from at least one source; [R-], [D-], [S-]; challenge the estimate.

In all cases these estimates should be used with caution and should be assessed in light of the objective for which they are being used.

Saudi Arabia - IPV1

SAU - IPV1



Description:

- 2024: Estimate informed by reported data. No nationally representative household survey for the most recent 5 annual birth cohorts. WHO and UNICEF recommend a high-quality survey to verify reported levels of coverage. GoC=R+ D+
- 2023: Estimate informed by reported data. Estimate challenged by: D-
- 2022: Estimate informed by reported data. GoC=R+ D+
- 2021: Estimate informed by reported data. Programme notes a change in source of information for newborns from forecasted value to data from electronic registration. GoC=R+ D+
- 2020: Estimate informed by reported data. GoC=R+ D+
- 2019: Estimate informed by reported data. Estimate of 97 percent changed from previous revision value of 96 percent. Estimate challenged by: D-
- 2018: Estimate informed by reported data. GoC=R+ D+
- 2017: Estimate informed by reported data. Estimate challenged by: D-
- 2016: Estimate informed by reported data. GoC=R+
- 2015: Estimate informed by reported data. Inactivated polio vaccine during 2008. GoC=R+

	2013	2014	2015	2016	2017	2018	2019	2020	2021	2022	2023	2024
Estimate	-	-	98	98	99	96	97	95	97	98	97	97
Estimate GoC	-	-	••	••	•	••	•	••	••	••	•	••
Official	-	-	98	98	99	96	97	95	97	98	97	97
Administrative	-	-	98	98	99	96	97	95	97	98	97	97
Survey	-	-	-	-	-	-	-	-	-	-	-	-

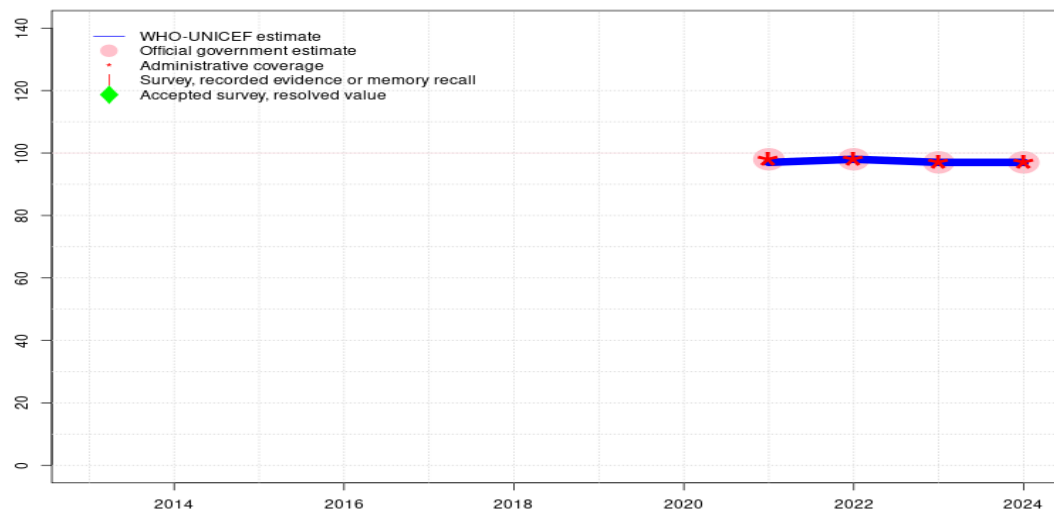
The WHO and UNICEF estimates of national immunization coverage (wuenic) are based on data and information that are of varying, and, in some instances, unknown quality. Beginning with the 2011 revision we describe the grade of confidence (GoC) we have in these estimates. As there is no underlying probability model upon which the estimates are based, we are unable to present classical measures of uncertainty, e.g., confidence intervals. Moreover, we have chosen not to make subjective estimates of plausibility/certainty ranges around the coverage. The GoC reflects the degree of empirical support upon which the estimates are based. It is not a judgment of the quality of data reported by national authorities.

- Estimate is supported by reported data [R+], coverage recalculated with an independent denominator from the World Population Prospects: 2024 revision from the UN Population Division (D+), and at least one supporting survey within 2 years [S+]. While well supported, the estimate still carries a risk of being wrong.
- Estimate is supported by at least one data source; [R+], [S+], or [D+]; and no data source, [R-], [D-], or [S-], challenges the estimate.
- There are no directly supporting data; or data from at least one source; [R-], [D-], [S-]; challenge the estimate.

In all cases these estimates should be used with caution and should be assessed in light of the objective for which they are being used.

Saudi Arabia - IPV2

SAU - IPV2



Description:

2024: Estimate informed by reported data. No nationally representative household survey for the most recent 5 annual birth cohorts. WHO and UNICEF recommend a high-quality survey to verify reported levels of coverage. GoC=R+ D+

2023: Estimate informed by reported data. Estimate challenged by: D-

2022: Estimate informed by reported data. GoC=R+ D+

2021: Estimate based on estimated IPV1 coverage. Programme notes a change in source of information for newborns from forecasted value to data from electronic registration. Second dose of inactivated polio vaccine introduced prior to 2021 and recommended at 4 months of age. Estimate challenged by: R-

	2013	2014	2015	2016	2017	2018	2019	2020	2021	2022	2023	2024
Estimate	-	-	-	-	-	-	-	-	97	98	97	97
Estimate GoC	-	-	-	-	-	-	-	-	●	●●	●	●●
Official	-	-	-	-	-	-	-	-	98	98	97	97
Administrative	-	-	-	-	-	-	-	-	98	98	97	97
Survey	-	-	-	-	-	-	-	-	-	-	-	-

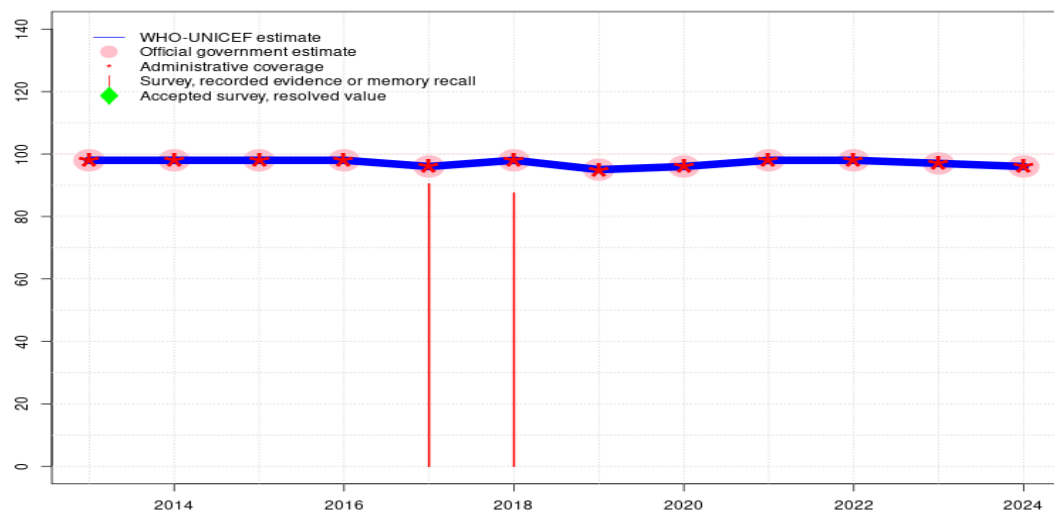
The WHO and UNICEF estimates of national immunization coverage (wuenic) are based on data and information that are of varying, and, in some instances, unknown quality. Beginning with the 2011 revision we describe the grade of confidence (GoC) we have in these estimates. As there is no underlying probability model upon which the estimates are based, we are unable to present classical measures of uncertainty, e.g., confidence intervals. Moreover, we have chosen not to make subjective estimates of plausibility/certainty ranges around the coverage. The GoC reflects the degree of empirical support upon which the estimates are based. It is not a judgment of the quality of data reported by national authorities.

- Estimate is supported by reported data [R+], coverage recalculated with an independent denominator from the World Population Prospects: 2024 revision from the UN Population Division (D+), and at least one supporting survey within 2 years [S+]. While well supported, the estimate still carries a risk of being wrong.
- Estimate is supported by at least one data source; [R+], [S+], or [D+]; and no data source, [R-], [D-], or [S-], challenges the estimate.
- There are no directly supporting data; or data from at least one source; [R-], [D-], [S-]; challenge the estimate.

In all cases these estimates should be used with caution and should be assessed in light of the objective for which they are being used.

Saudi Arabia - MCV1

SAU - MCV1



Description:

- 2024: Estimate informed by reported data. No nationally representative household survey for the most recent 5 annual birth cohorts. WHO and UNICEF recommend a high-quality survey to verify reported levels of coverage. GoC=R+ D+
- 2023: Estimate informed by reported data. Estimate challenged by: D-
- 2022: Estimate informed by reported data. GoC=R+ D+
- 2021: Estimate informed by reported data. Programme notes a change in source of information for newborns from forecasted value to data from electronic registration. GoC=R+ D+
- 2020: Estimate informed by reported data. GoC=R+ D+
- 2019: Estimate informed by reported data. Estimate challenged by: D-
- 2018: Estimate informed by reported data. The 2019 Kingdom of Saudi Arabia World Health Survey (KSAWHS 2019) results ignored. Sample size 94 less than 300. GoC=R+ D+
- 2017: Estimate informed by reported data. The 2019 Kingdom of Saudi Arabia World Health Survey (KSAWHS 2019) results ignored. Sample size 101 less than 300. Estimate challenged by: D-
- 2016: Estimate informed by reported data. GoC=R+
- 2015: Estimate informed by reported data. GoC=R+
- 2014: Estimate informed by reported data. GoC=R+
- 2013: Estimate informed by reported data. GoC=R+

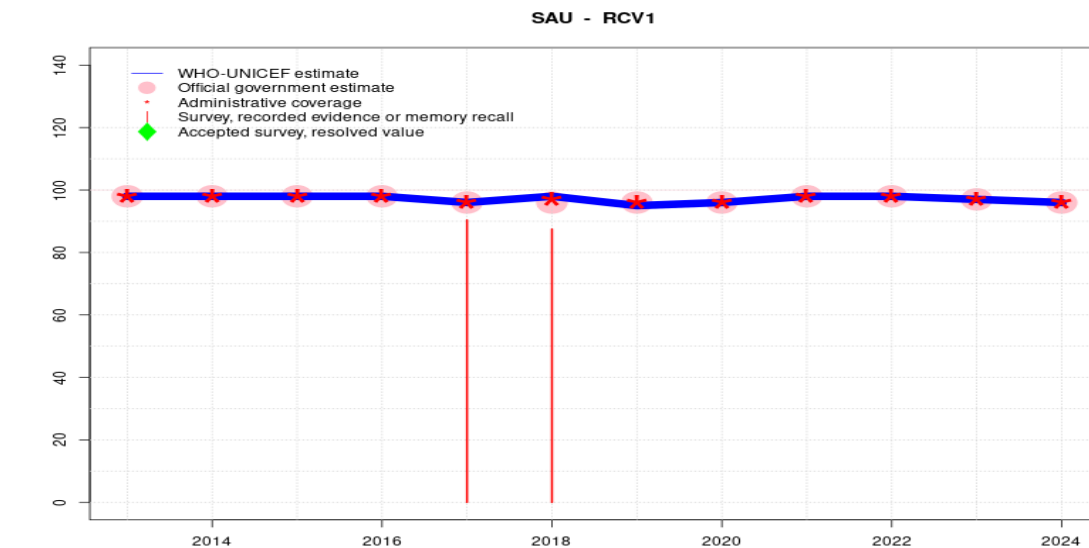
	2013	2014	2015	2016	2017	2018	2019	2020	2021	2022	2023	2024
Estimate	98	98	98	98	96	98	95	96	98	98	97	96
Estimate GoC	●●	●●	●●	●●	●	●●	●	●●	●●	●●	●	●●
Official	98	98	98	98	96	98	95	96	98	98	97	96
Administrative	98	98	98	98	96	98	95	96	98	98	97	96
Survey	-	-	-	-	90	88	-	-	-	-	-	-

The WHO and UNICEF estimates of national immunization coverage (wuenic) are based on data and information that are of varying, and, in some instances, unknown quality. Beginning with the 2011 revision we describe the grade of confidence (GoC) we have in these estimates. As there is no underlying probability model upon which the estimates are based, we are unable to present classical measures of uncertainty, e.g., confidence intervals. Moreover, we have chosen not to make subjective estimates of plausibility/certainty ranges around the coverage. The GoC reflects the degree of empirical support upon which the estimates are based. It is not a judgment of the quality of data reported by national authorities.

- Estimate is supported by reported data [R+], coverage recalculated with an independent denominator from the World Population Prospects: 2024 revision from the UN Population Division (D+), and at least one supporting survey within 2 years [S+]. While well supported, the estimate still carries a risk of being wrong.
- Estimate is supported by at least one data source; [R+], [S+], or [D+]; and no data source, [R-], [D-], or [S-], challenges the estimate.
- There are no directly supporting data; or data from at least one source; [R-], [D-], [S-]; challenge the estimate.

In all cases these estimates should be used with caution and should be assessed in light of the objective for which they are being used.

Saudi Arabia - RCV1



Description:

- 2024: Estimate based on estimated MCV1. No nationally representative household survey for the most recent 5 annual birth cohorts. WHO and UNICEF recommend a high-quality survey to verify reported levels of coverage. GoC=R+ D+
- 2023: Estimate based on estimated MCV1. Estimate challenged by: D-
- 2022: Estimate based on estimated MCV1. GoC=R+ D+
- 2021: Estimate based on estimated MCV1. Programme notes a change in source of information for newborns from forecasted value to data from electronic registration. GoC=R+ D+
- 2020: Estimate based on estimated MCV1. GoC=R+ D+
- 2019: Estimate based on estimated MCV1. Estimate challenged by: D-
- 2018: Estimate based on estimated MCV1. The 2019 Kingdom of Saudi Arabia World Health Survey (KSAWHS 2019) results ignored. Sample size 94 less than 300. GoC=R+ D+
- 2017: Estimate based on estimated MCV1. The 2019 Kingdom of Saudi Arabia World Health Survey (KSAWHS 2019) results ignored. Sample size 101 less than 300. Estimate challenged by: D-
- 2016: Estimate based on estimated MCV1. GoC=R+
- 2015: Estimate based on estimated MCV1. GoC=R+
- 2014: Estimate based on estimated MCV1. GoC=R+
- 2013: Estimate based on estimated MCV1. GoC=R+

	2013	2014	2015	2016	2017	2018	2019	2020	2021	2022	2023	2024
Estimate	98	98	98	98	96	98	95	96	98	98	97	96
Estimate GoC	●●	●●	●●	●●	●	●●	●	●●	●●	●●	●	●●
Official	98	98	98	98	96	96	96	96	98	98	97	96
Administrative	98	98	98	98	96	97	96	96	98	98	97	96
Survey	-	-	-	-	90	88	-	-	-	-	-	-

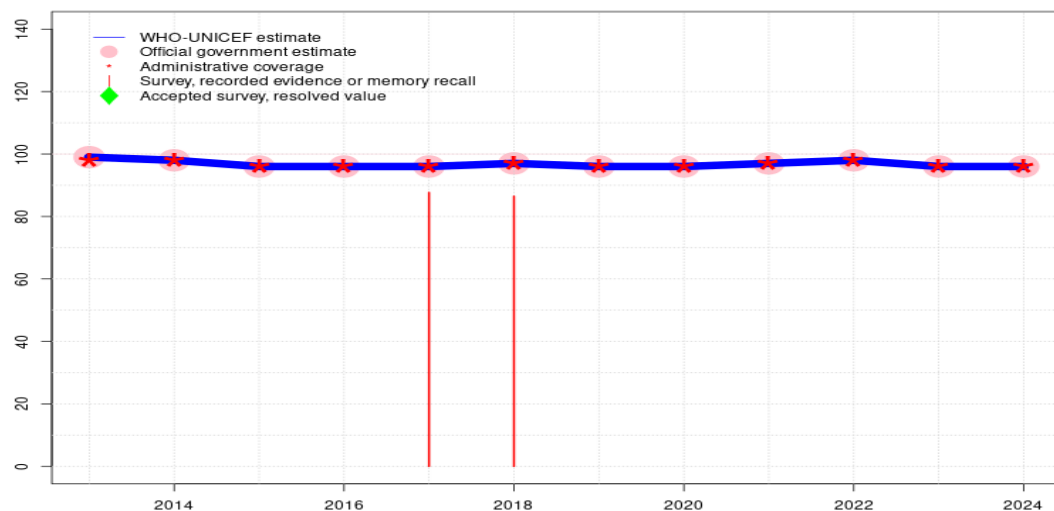
The WHO and UNICEF estimates of national immunization coverage (wuenic) are based on data and information that are of varying, and, in some instances, unknown quality. Beginning with the 2011 revision we describe the grade of confidence (GoC) we have in these estimates. As there is no underlying probability model upon which the estimates are based, we are unable to present classical measures of uncertainty, e.g., confidence intervals. Moreover, we have chosen not to make subjective estimates of plausibility/certainty ranges around the coverage. The GoC reflects the degree of empirical support upon which the estimates are based. It is not a judgment of the quality of data reported by national authorities.

- Estimate is supported by reported data [R+], coverage recalculated with an independent denominator from the World Population Prospects: 2024 revision from the UN Population Division (D+), and at least one supporting survey within 2 years [S+]. While well supported, the estimate still carries a risk of being wrong.
- Estimate is supported by at least one data source; [R+], [S+], or [D+]; and no data source, [R-], [D-], or [S-], challenges the estimate.
- There are no directly supporting data; or data from at least one source; [R-], [D-], [S-]; challenge the estimate.

In all cases these estimates should be used with caution and should be assessed in light of the objective for which they are being used.

Saudi Arabia - MCV2

SAU - MCV2



Description:

- 2024: Estimate informed by reported data. No nationally representative household survey for the most recent 5 annual birth cohorts. WHO and UNICEF recommend a high-quality survey to verify reported levels of coverage. GoC=R+ D+
- 2023: Estimate informed by reported data. Estimate challenged by: D-
- 2022: Estimate informed by reported data. GoC=R+ D+
- 2021: Estimate informed by reported data. Programme notes a change in source of information for newborns from forecasted value to data from electronic registration. GoC=R+ D+
- 2020: Estimate informed by reported data. GoC=R+ D+
- 2019: Estimate informed by reported data. Estimate challenged by: D-
- 2018: Estimate informed by reported data. The 2019 Kingdom of Saudi Arabia World Health Survey (KSAWHS 2019) results ignored. Sample size 94 less than 300. GoC=R+ D+
- 2017: Estimate informed by reported data. The 2019 Kingdom of Saudi Arabia World Health Survey (KSAWHS 2019) results ignored. Sample size 101 less than 300. GoC=R+ D+
- 2016: Estimate informed by reported data. GoC=R+
- 2015: Estimate informed by reported data. GoC=R+
- 2014: Estimate informed by reported data. GoC=R+
- 2013: Estimate informed by reported data. GoC=R+

	2013	2014	2015	2016	2017	2018	2019	2020	2021	2022	2023	2024
Estimate	99	98	96	96	96	97	96	96	97	98	96	96
Estimate GoC	●●	●●	●●	●●	●●	●●	●	●●	●●	●●	●	●●
Official	99	98	96	96	96	97	96	96	97	98	96	96
Administrative	98	98	96	96	96	97	96	96	97	98	96	96
Survey	-	-	-	-	88	87	-	-	-	-	-	-

The WHO and UNICEF estimates of national immunization coverage (wuenic) are based on data and information that are of varying, and, in some instances, unknown quality. Beginning with the 2011 revision we describe the grade of confidence (GoC) we have in these estimates. As there is no underlying probability model upon which the estimates are based, we are unable to present classical measures of uncertainty, e.g., confidence intervals. Moreover, we have chosen not to make subjective estimates of plausibility/certainty ranges around the coverage. The GoC reflects the degree of empirical support upon which the estimates are based. It is not a judgment of the quality of data reported by national authorities.

- Estimate is supported by reported data [R+], coverage recalculated with an independent denominator from the World Population Prospects: 2024 revision from the UN Population Division (D+), and at least one supporting survey within 2 years [S+]. While well supported, the estimate still carries a risk of being wrong.
- Estimate is supported by at least one data source; [R+], [S+], or [D+]; and no data source, [R-], [D-], or [S-], challenges the estimate.
- There are no directly supporting data; or data from at least one source; [R-], [D-], [S-]; challenge the estimate.

In all cases these estimates should be used with caution and should be assessed in light of the objective for which they are being used.

NOTE A survey to measure vaccination coverage for infants (i.e., children aged 0-11 months) will sample children aged 12-23 months at the time of survey to capture the youngest annual cohort of children who should have completed the vaccination schedule. Because WUENIC are for infant vaccinations, survey data in this report are presented to reflect the birth year of the youngest survey cohort. For example, results for a survey conducted during December 2020 among children aged 12-23 months at the time of the survey reflect the immunization experience of children born in 2019. Depending on the timing of survey field work, results may reflect the immunization experience of children born and vaccinated one or two years prior to the survey field work.

The survey results below present vaccination coverage estimates by antigen, confirmation method, and child’s age at the time of the survey. Coverage based on **Recall** reflects information based upon a mother’s or caregiver’s memory. Coverage based on **Record** reflects information drawn from documented vaccination history in home- and/or facility-based records. **Evidence seen** reflects the percentage of children in the sample with documented evidence of vaccination history seen by the survey team.

2018 The 2019 Kingdom of Saudi Arabia World Health Survey (KSAWHS 2019)

Vaccine	Confirmation method	Coverage	Age cohort	Sample	Evidence seen
DTP1	Recall	84.5	12-23 m	93	27
DTP1	Record	100	12-23 m	93	27
DTP1	Record or Recall	89.3	12-23 m	93	27
DTP3	Recall	53.5	12-23 m	93	27
DTP3	Record	100	12-23 m	93	27
DTP3	Record or Recall	68	12-23 m	93	27
HEPB1	Recall	84.5	12-23 m	93	27
HEPB1	Record	100	12-23 m	93	27
HEPB1	Record or Recall	89.3	12-23 m	93	27
HEPB3	Recall	53.5	12-23 m	93	27
HEPB3	Record	100	12-23 m	93	27
HEPB3	Record or Recall	68	12-23 m	93	27
HIB1	Recall	84.5	12-23 m	93	27
HIB1	Record	100	12-23 m	93	27
HIB1	Record or Recall	89.3	12-23 m	93	27
HIB3	Recall	53.5	12-23 m	93	27
HIB3	Record	100	12-23 m	93	27
HIB3	Record or Recall	68	12-23 m	93	27
MCV1	Recall	81.9	12-23 m	94	27
MCV1	Record	100	12-23 m	94	27

MCV1	Record or Recall	87.5	12-23 m	94	27
MCV2	Recall	80.5	12-23 m	94	27
MCV2	Record	100	12-23 m	94	27
MCV2	Record or Recall	86.5	12-23 m	94	27
RCV1	Recall	81.9	12-23 m	94	27
RCV1	Record	100	12-23 m	94	27
RCV1	Record or Recall	87.5	12-23 m	94	27

2017 The 2019 Kingdom of Saudi Arabia World Health Survey (KSAWHS 2019)

Vaccine	Confirmation method	Coverage	Age cohort	Sample	Evidence seen
DTP1	Recall	93.3	24-35 m	99	-
DTP1	Record	100	24-35 m	99	-
DTP1	Record or Recall	95.9	24-35 m	99	-
DTP3	Recall	56.2	24-35 m	99	-
DTP3	Record	100	24-35 m	99	-
DTP3	Record or Recall	73.5	24-35 m	99	-
HEPB1	Recall	93.3	24-35 m	99	-
HEPB1	Record	100	24-35 m	99	-
HEPB1	Record or Recall	95.9	24-35 m	99	-
HEPB3	Recall	56.2	24-35 m	99	-
HEPB3	Record	100	24-35 m	99	-
HEPB3	Record or Recall	73.5	24-35 m	99	-
HIB1	Recall	93.3	24-35 m	99	-
HIB1	Record	100	24-35 m	99	-
HIB1	Record or Recall	95.9	24-35 m	99	-
HIB3	Recall	56.2	24-35 m	99	-
HIB3	Record	100	24-35 m	99	-
HIB3	Record or Recall	73.5	24-35 m	99	-
MCV1	Recall	84.4	24-35 m	101	-
MCV1	Record	100	24-35 m	101	-
MCV1	Record or Recall	90.4	24-35 m	101	-
MCV2	Recall	80	24-35 m	101	-
MCV2	Record	100	24-35 m	101	-
MCV2	Record or Recall	87.7	24-35 m	101	-
RCV1	Recall	84.4	24-35 m	101	-
RCV1	Record	100	24-35 m	101	-
RCV1	Record or Recall	90.4	24-35 m	101	-

Further information and estimates for previous years are available at:
<https://data.unicef.org/topic/child-health/immunization/>
<https://immunizationdata.who.int/listing.html>