

Republic of Korea: WHO and UNICEF estimates of immunization coverage: 2024 revision

BACKGROUND NOTE Each year WHO and UNICEF jointly review reports submitted by Member States regarding national immunization coverage, finalized survey reports as well as data from published and grey literature. Based on these data, with due consideration to potential biases and the views of local experts, WHO and UNICEF attempt to distinguish between situations where available empirical data accurately reflect immunization system performance and those where the data are likely compromised and present a misleading view of coverage.

WHO and UNICEF estimates are country-specific; that is to say, each country's data are reviewed individually, and data are not borrowed from other countries in the absence of data. Estimates are not based on ad hoc adjustments to reported data; in some instances empirical data are available from a single source, usually the nationally reported coverage data. In cases where no data are available for a given country/vaccine/year combination, data are considered from earlier and later years and interpolated to estimate coverage for the missing year(s). In cases where data sources are mixed and show large variation, an attempt is made to identify the most likely estimate with consideration of the possible biases in available data. For methods see:

* Burton et al. 2009. Bull World Health Organ. * Burton et al. 2012. PLoS One.
* Brown et al. 2013. Open Pub Health Journal. * Danovaro-Holliday et al. 2021. Gates Open Res.

DATA SOURCES

ADMINISTRATIVE coverage: Reported by national authorities and based on aggregated administrative reports from health service providers on the number of vaccinations administered during a given period (numerator data) and reported target population data (denominator data). May be biased by inaccurate numerator and/or denominator data.

OFFICIAL coverage: Estimated coverage reported by national authorities that reflects their assessment of the most likely coverage based on any combination of administrative coverage, survey-based estimates or other data sources or adjustments. Approaches to determine OFFICIAL coverage may differ across countries.

SURVEY coverage: Based on estimated coverage from population-based household surveys among children aged 6-11, 12-23 or 24-35 months following a review of survey methods and results. Information is based on the combination of vaccination history from documented evidence or caregiver recall. Survey results are considered for the appropriate birth cohort based on data collection period.

ABBREVIATIONS AND DEFINITIONS

BCG: percentage of births who received one dose of Bacillus Calmette Guerin vaccine.

DTP1 / DTP3: percentage of surviving infants who received the 1st / 3rd dose, respectively, of diphtheria and tetanus toxoid with pertussis containing vaccine.

POL3: percentage of surviving infants who received the 3rd dose of polio containing vaccine. May be either oral or inactivated polio vaccine.

IPV1: percentage of surviving infants who received at least one dose of inactivated polio vaccine. In countries utilizing an immunization schedule recommending either (i) a primary series of three doses of oral polio vaccine (OPV) plus at least one dose of IPV where OPV is included in routine immunization and/or campaign or (ii) a sequential schedule of IPV followed by OPV, WHO and UNICEF estimates for IPV1 reflect coverage with at least one routine dose of IPV among infants < 1 year of age. For countries utilizing IPV containing vaccine only, i.e., no recommended dose of OPV, WHO and UNICEF estimate for IPV1 corresponds to coverage for the 1st dose of IPV.

Production of IPV coverage estimates, which begins in 2015, results in no change of the estimated coverage levels for the 3rd dose of polio (POL3). For countries recommending routine immunization with a primary series of three doses of IPV alone, WHO and UNICEF estimated POL3 coverage is equivalent to estimated coverage with three doses of IPV. For countries with a sequential schedule, estimated POL3 coverage is based on that for the 3rd dose of polio vaccine regardless of vaccine type.

IPV2: percentage of surviving infants who received a 2nd dose of inactivated polio vaccine. IPV2 coverage estimates produced for OPV using countries.

MCV1: percentage of surviving infants who received the 1st dose of measles containing vaccine. In countries where the national schedule recommends the 1st dose of MCV at 12 months or later based on the epidemiology of disease in the country, coverage estimates reflect the percentage of children who received the 1st dose of MCV as recommended.

MCV2: percentage of children who received the 2nd dose of measles containing vaccine according to the nationally recommended schedule.

RCV1: percentage of surviving infants who received the 1st dose of rubella containing vaccine. Coverage estimates are based on WHO and UNICEF estimates of coverage for the dose of measles containing vaccine that corresponds to the first measles-rubella combination vaccine. Nationally reported coverage of RCV is not taken into consideration in the production of the estimate.

HEPB: percentage of births which received a dose of hepatitis B vaccine within 24 hours of delivery. Estimates of hepatitis B birth dose coverage are produced only for countries with a universal birth dose policy. Estimates are not produced for countries that recommend a birth dose to infants born to HEPB virus-infected mothers only or where there is insufficient information to determine whether vaccination is within 24 hours of birth.

HEPB3: percentage of surviving infants who received the 3rd dose of hepatitis B containing vaccine following the birth dose.

HIB3: percentage of surviving infants who received the 3rd dose of Haemophilus influenzae type b containing vaccine.

ROTAC: percentage of surviving infants who received the final recommended dose of rotavirus vaccine, which can be either the 2nd or the 3rd dose depending on the vaccine.

PCV3: percentage of surviving infants who received the 3rd dose of pneumococcal conjugate vaccine. In countries where the national schedule recommends two doses during infancy and a booster dose at 12 months or later based on the epidemiology of disease in the country, coverage estimates may reflect the percentage of surviving infants who received two doses of PCV prior to the 1st birthday if coverage for the booster dose is not reported.

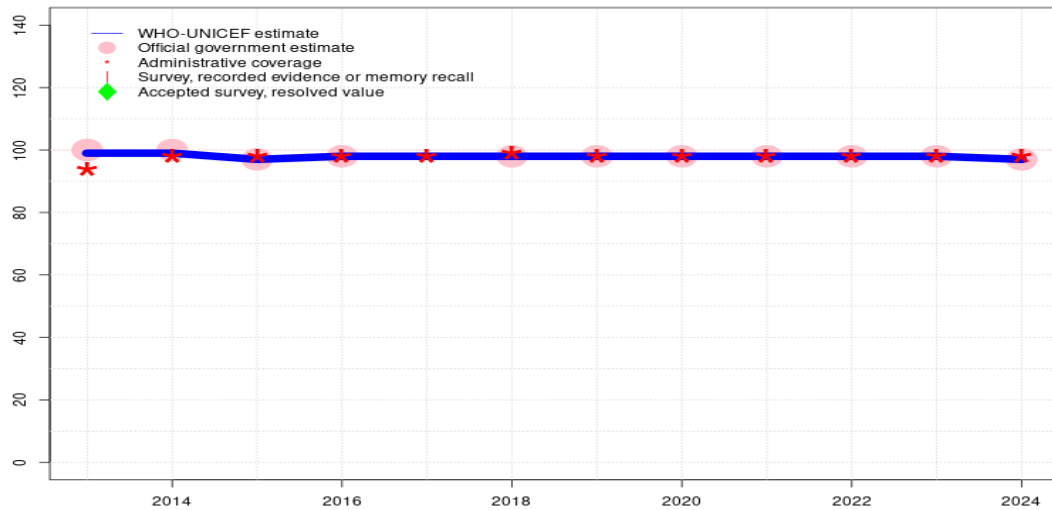
YFV: percentage of surviving infants who received one dose of yellow fever vaccine in countries where YFV is part of the national immunization schedule for children or is recommended in at risk areas; coverage estimates are annualized for the entire cohort of surviving infants.

MENGA: percentage of children who received one dose of meningococcal A conjugate vaccine. MENGA coverage estimates produced for countries in the meningitis belt of sub-Saharan Africa.

Disclaimer: All reasonable precautions have been taken by the World Health Organization and United Nations Children's Fund to verify the information contained in this publication. However, the published material is being distributed without warranty of any kind, either expressed or implied. The responsibility for the interpretation and use of the material lies with the reader. In no event shall the World Health Organization or United Nations Children's Fund be liable for damages arising from its use.

Republic of Korea - BCG

KOR - BCG



Description:

- 2024: Estimate informed by reported data. Government official estimate reflects coverage for children aged 1 to 3 and 6 years as of 2023 derived from the national immunization registry. Twenty Years of Progress and the Way Forward: Immunization Registry Information System in Korea can be accessed at <https://jkms.org/DOIx.php?id=10.3346/jkms.2024.39.e119>. GoC=R+ D+
- 2023: Estimate informed by reported data. Government official estimate reflects coverage for children age 1 to 3 and 6 years as of 2022 derived from the national immunization registry. GoC=R+ D+
- 2022: Estimate informed by reported data. Government official estimate reflects coverage for children age 1 to 3 and 6 years as of 2021 derived from the national immunization registry. GoC=R+ D+
- 2021: Estimate informed by reported data. GoC=R+ D+
- 2020: Estimate informed by reported data. GoC=R+ D+
- 2019: Estimate informed by reported data. Government official estimate reflects coverage for children born in 2015. GoC=R+ D+
- 2018: Estimate informed by reported data. Government official estimate reflects coverage for children born in 2014 derived from national immunization registry. GoC=R+ D+
- 2017: Estimate informed by reported administrative data. Programme reports 1.5 months vaccine stockout. An assessment of the national registry was conducted during 2018. Results for the 2017 birth cohort suggest 98 percent coverage. GoC=R+ D+
- 2016: Estimate informed by reported data. Government official estimate reflects coverage for children born in 2012 derived from national immunization registry. GoC=R+ D+
- 2015: Estimate informed by reported data. Reported official government estimates are based on telephone-based surveys with verification of home-based records. GoC=R+ D+
- 2014: Estimate informed by reported data. GoC=R+ D+
- 2013: Estimate informed by reported data. GoC=R+ D+

	2013	2014	2015	2016	2017	2018	2019	2020	2021	2022	2023	2024
Estimate	99	99	97	98	98	98	98	98	98	98	98	97
Estimate GoC	●●	●●	●●	●●	●●	●●	●●	●●	●●	●●	●●	●●
Official	100	100	97	98	-	98	98	98	98	98	98	97
Administrative	94	98	98	98	98	99	98	98	98	98	98	98
Survey	-	-	-	-	-	-	-	-	-	-	-	-

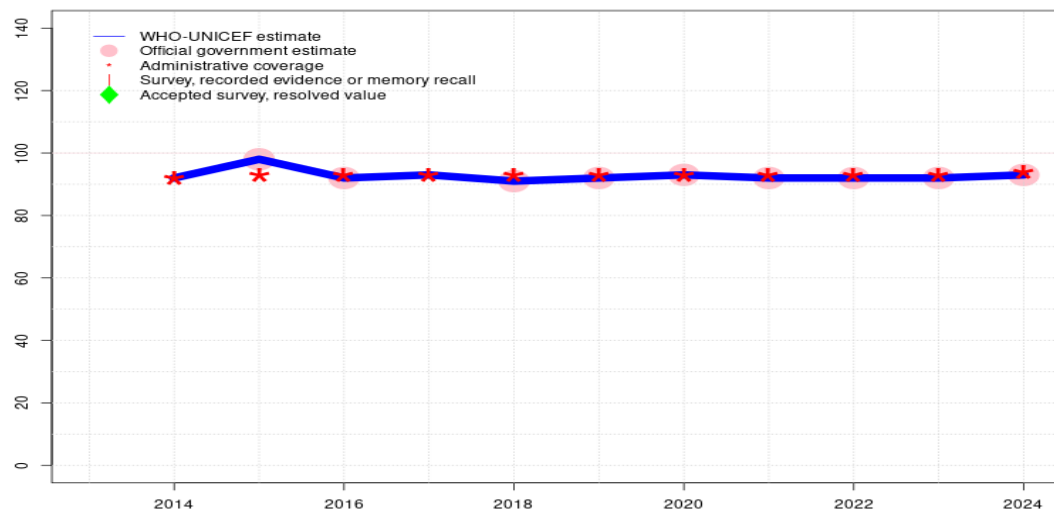
The WHO and UNICEF estimates of national immunization coverage (wuenic) are based on data and information that are of varying, and, in some instances, unknown quality. Beginning with the 2011 revision we describe the grade of confidence (GoC) we have in these estimates. As there is no underlying probability model upon which the estimates are based, we are unable to present classical measures of uncertainty, e.g., confidence intervals. Moreover, we have chosen not to make subjective estimates of plausibility/certainty ranges around the coverage. The GoC reflects the degree of empirical support upon which the estimates are based. It is not a judgment of the quality of data reported by national authorities.

- Estimate is supported by reported data [R+], coverage recalculated with an independent denominator from the World Population Prospects: 2024 revision from the UN Population Division (D+), and at least one supporting survey within 2 years [S+]. While well supported, the estimate still carries a risk of being wrong.
- Estimate is supported by at least one data source; [R+], [S+], or [D+]; and no data source, [R-], [D-], or [S-], challenges the estimate.
- There are no directly supporting data; or data from at least one source; [R-], [D-], [S-]; challenge the estimate.

In all cases these estimates should be used with caution and should be assessed in light of the objective for which they are being used.

Republic of Korea - HEPBB

KOR - HEPBB



Description:

- 2024: Estimate informed by reported data. Government official estimate reflects coverage for children aged 1 to 3 and 6 years as of 2023 derived from the national immunization registry. Twenty Years of Progress and the Way Forward: Immunization Registry Information System in Korea can be accessed at <https://jkms.org/DOIx.php?id=10.3346/jkms.2024.39.e119>. GoC=R+ D+
- 2023: Estimate informed by reported data. Government official estimate reflects coverage for children age 1 to 3 and 6 years as of 2022 derived from the national immunization registry. GoC=R+ D+
- 2022: Estimate informed by reported data. Government official estimate reflects coverage for children age 1 to 3 and 6 years as of 2021 derived from the national immunization registry. GoC=R+ D+
- 2021: Estimate informed by reported data. GoC=R+ D+
- 2020: Estimate informed by reported data. GoC=R+ D+
- 2019: Estimate informed by reported data. Government official estimate reflects coverage for children born in 2015. GoC=R+ D+
- 2018: Estimate informed by reported data. Government official estimate reflects coverage for children born in 2014 derived from national immunization registry. GoC=R+ D+
- 2017: Estimate informed by reported administrative data. GoC=R+ D+
- 2016: Estimate informed by reported data. Government official estimate reflects coverage for children born in 2012 derived from national immunization registry. GoC=R+ D+
- 2015: Estimate informed by reported data. Reported official government estimates are based on telephone-based surveys with verification of home-based records. GoC=R+ D+
- 2014: Estimate informed by reported administrative data. Documentation of the delivery of HepB doses within 24 hours of birth is unclear prior to 2014. As such, WHO and UNICEF estimates begin in 2014. GoC=R+ D+

	2013	2014	2015	2016	2017	2018	2019	2020	2021	2022	2023	2024
Estimate	-	92	98	92	93	91	92	93	92	92	92	93
Estimate GoC	-	●●	●●	●●	●●	●●	●●	●●	●●	●●	●●	●●
Official	-	-	98	92	-	91	92	93	92	92	92	93
Administrative	-	92	93	93	93	93	93	93	93	93	93	94
Survey	-	-	-	-	-	-	-	-	-	-	-	-

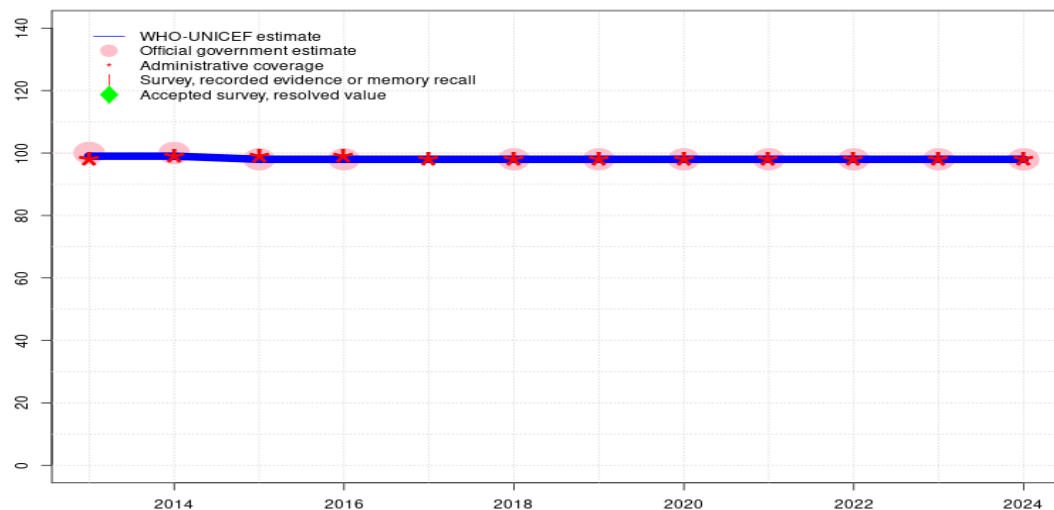
The WHO and UNICEF estimates of national immunization coverage (wuenic) are based on data and information that are of varying, and, in some instances, unknown quality. Beginning with the 2011 revision we describe the grade of confidence (GoC) we have in these estimates. As there is no underlying probability model upon which the estimates are based, we are unable to present classical measures of uncertainty, e.g., confidence intervals. Moreover, we have chosen not to make subjective estimates of plausibility/certainty ranges around the coverage. The GoC reflects the degree of empirical support upon which the estimates are based. It is not a judgment of the quality of data reported by national authorities.

- Estimate is supported by reported data [R+], coverage recalculated with an independent denominator from the World Population Prospects: 2024 revision from the UN Population Division (D+), and at least one supporting survey within 2 years [S+]. While well supported, the estimate still carries a risk of being wrong.
- Estimate is supported by at least one data source; [R+], [S+], or [D+]; and no data source, [R-], [D-], or [S-], challenges the estimate.
- There are no directly supporting data; or data from at least one source; [R-], [D-], [S-]; challenge the estimate.

In all cases these estimates should be used with caution and should be assessed in light of the objective for which they are being used.

Republic of Korea - DTP1

KOR - DTP1



	2013	2014	2015	2016	2017	2018	2019	2020	2021	2022	2023	2024
Estimate	99	99	98	98	98	98	98	98	98	98	98	98
Estimate GoC	●	●●	●●	●	●	●	●	●	●●	●●	●●	●●
Official	100	100	98	98	-	98	98	98	98	98	98	98
Administrative	98	99	99	99	98	98	98	98	98	98	98	98
Survey	-	-	-	-	-	-	-	-	-	-	-	-

The WHO and UNICEF estimates of national immunization coverage (wuenic) are based on data and information that are of varying, and, in some instances, unknown quality. Beginning with the 2011 revision we describe the grade of confidence (GoC) we have in these estimates. As there is no underlying probability model upon which the estimates are based, we are unable to present classical measures of uncertainty, e.g., confidence intervals. Moreover, we have chosen not to make subjective estimates of plausibility/certainty ranges around the coverage. The GoC reflects the degree of empirical support upon which the estimates are based. It is not a judgment of the quality of data reported by national authorities.

- Estimate is supported by reported data [R+], coverage recalculated with an independent denominator from the World Population Prospects: 2024 revision from the UN Population Division (D+), and at least one supporting survey within 2 years [S+]. While well supported, the estimate still carries a risk of being wrong.
- Estimate is supported by at least one data source; [R+], [S+], or [D+]; and no data source, [R-], [D-], or [S-], challenges the estimate.
- There are no directly supporting data; or data from at least one source; [R-], [D-], [S-]; challenge the estimate.

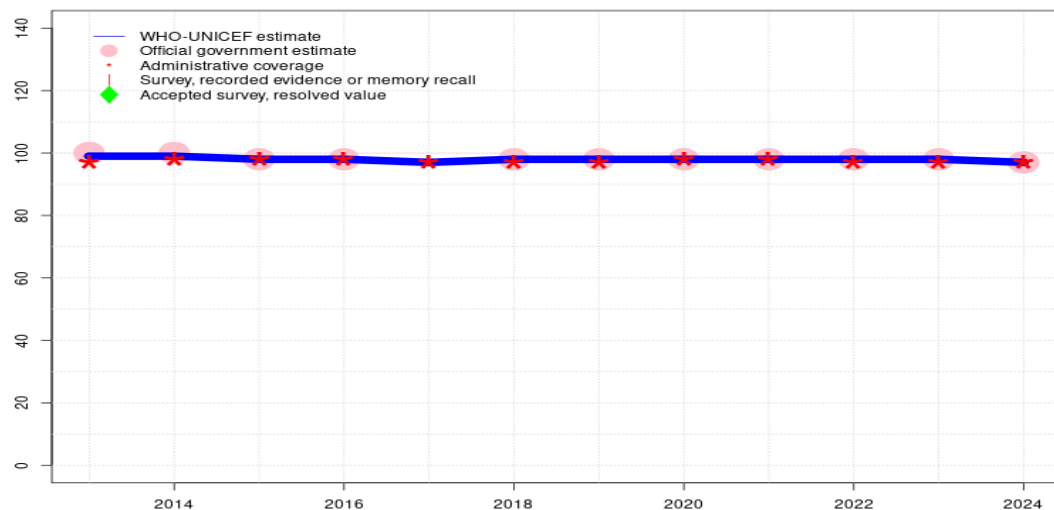
In all cases these estimates should be used with caution and should be assessed in light of the objective for which they are being used.

Description:

- 2024: Estimate informed by reported data. Government official estimate reflects coverage for children aged 1 to 3 and 6 years as of 2023 derived from the national immunization registry. Twenty Years of Progress and the Way Forward: Immunization Registry Information System in Korea can be accessed at <https://jkms.org/DOIx.php?id=10.3346/jkms.2024.39.e119>. GoC=R+ D+
- 2023: Estimate informed by reported data. Government official estimate reflects coverage for children age 1 to 3 and 6 years as of 2022 derived from the national immunization registry. GoC=R+ D+
- 2022: Estimate informed by reported data. Government official estimate reflects coverage for children age 1 to 3 and 6 years as of 2021 derived from the national immunization registry. GoC=R+ D+
- 2021: Estimate informed by reported data. GoC=R+ D+
- 2020: Estimate informed by reported data. Estimate challenged by: D-
- 2019: Estimate informed by reported data. Government official estimate reflects coverage for children born in 2015. Estimate challenged by: D-
- 2018: Estimate informed by reported data. Government official estimate reflects coverage for children born in 2014 derived from national immunization registry. Estimate challenged by: D-
- 2017: Estimate informed by reported administrative data. Estimate challenged by: D-
- 2016: Estimate informed by reported data. Government official estimate reflects coverage for children born in 2012 derived from national immunization registry. Estimate challenged by: D-
- 2015: Estimate informed by reported data. Reported official government estimates are based on telephone-based surveys with verification of home-based records. GoC=R+ D+
- 2014: Estimate informed by reported data. GoC=R+ D+
- 2013: Estimate informed by reported data. Estimate challenged by: D-

Republic of Korea - DTP3

KOR - DTP3



	2013	2014	2015	2016	2017	2018	2019	2020	2021	2022	2023	2024
Estimate	99	99	98	98	97	98	98	98	98	98	98	97
Estimate GoC	●●	●●	●●	●	●	●	●	●	●●	●●	●●	●●
Official	100	100	98	98	-	98	98	98	98	98	98	97
Administrative	97	98	98	98	97	97	97	98	98	97	97	97
Survey	-	-	-	-	-	-	-	-	-	-	-	-

The WHO and UNICEF estimates of national immunization coverage (wuenic) are based on data and information that are of varying, and, in some instances, unknown quality. Beginning with the 2011 revision we describe the grade of confidence (GoC) we have in these estimates. As there is no underlying probability model upon which the estimates are based, we are unable to present classical measures of uncertainty, e.g., confidence intervals. Moreover, we have chosen not to make subjective estimates of plausibility/certainty ranges around the coverage. The GoC reflects the degree of empirical support upon which the estimates are based. It is not a judgment of the quality of data reported by national authorities.

- Estimate is supported by reported data [R+], coverage recalculated with an independent denominator from the World Population Prospects: 2024 revision from the UN Population Division (D+), and at least one supporting survey within 2 years [S+]. While well supported, the estimate still carries a risk of being wrong.
- Estimate is supported by at least one data source; [R+], [S+], or [D+]; and no data source, [R-], [D-], or [S-], challenges the estimate.
- There are no directly supporting data; or data from at least one source; [R-], [D-], [S-]; challenge the estimate.

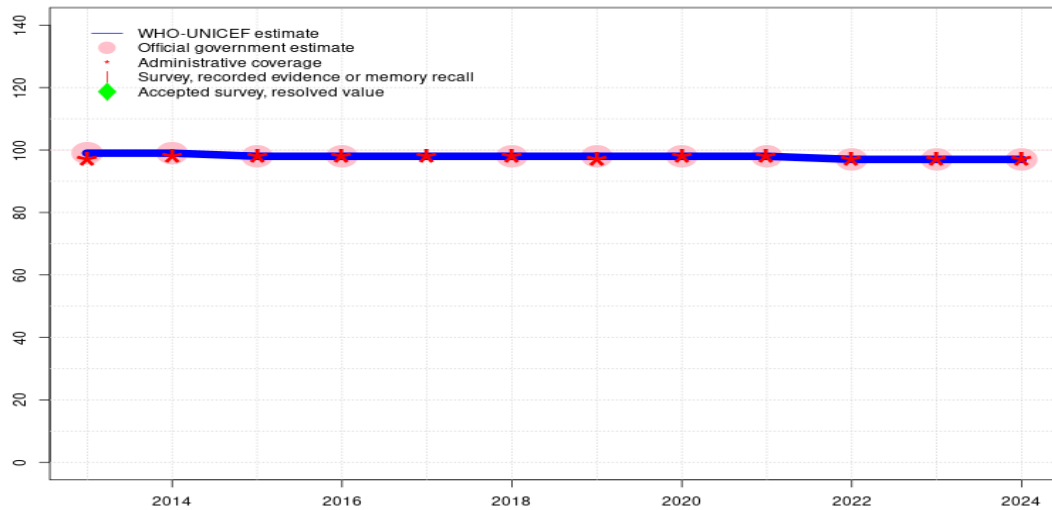
In all cases these estimates should be used with caution and should be assessed in light of the objective for which they are being used.

Description:

- 2024: Estimate informed by reported data. Government official estimate reflects coverage for children aged 1 to 3 and 6 years as of 2023 derived from the national immunization registry. Twenty Years of Progress and the Way Forward: Immunization Registry Information System in Korea can be accessed at <https://jkms.org/DOIx.php?id=10.3346/jkms.2024.39.e119>. GoC=R+ D+
- 2023: Estimate informed by reported data. Government official estimate reflects coverage for children age 1 to 3 and 6 years as of 2022 derived from the national immunization registry. GoC=R+ D+
- 2022: Estimate informed by reported data. Government official estimate reflects coverage for children age 1 to 3 and 6 years as of 2021 derived from the national immunization registry. GoC=R+ D+
- 2021: Estimate informed by reported data. GoC=R+ D+
- 2020: Estimate informed by reported data. Estimate challenged by: D-
- 2019: Estimate informed by reported data. Government official estimate reflects coverage for children born in 2015. Estimate challenged by: D-
- 2018: Estimate informed by reported data. Government official estimate reflects coverage for children born in 2014 derived from national immunization registry. Estimate challenged by: D-
- 2017: Estimate informed by reported administrative data. An assessment of the national registry was conducted during 2018. Results for the 2017 birth cohort suggest 98 percent coverage. Estimate challenged by: D-
- 2016: Estimate informed by reported data. Government official estimate reflects coverage for children born in 2012 derived from national immunization registry. Estimate challenged by: D-
- 2015: Estimate informed by reported data. Reported official government estimates are based on telephone-based surveys with verification of home-based records. GoC=R+ D+
- 2014: Estimate informed by reported data. GoC=R+ D+
- 2013: Estimate informed by reported data. GoC=R+ D+

Republic of Korea - HEPB3

KOR - HEPB3



	2013	2014	2015	2016	2017	2018	2019	2020	2021	2022	2023	2024
Estimate	99	99	98	98	98	98	98	98	98	97	97	97
Estimate GoC	●	●●	●●	●	-	●	●	●	●●	●●	●●	●●
Official	99	99	98	98	-	98	98	98	98	97	97	97
Administrative	97	98	98	98	98	98	97	98	98	97	97	97
Survey	-	-	-	-	-	-	-	-	-	-	-	-

The WHO and UNICEF estimates of national immunization coverage (wuenic) are based on data and information that are of varying, and, in some instances, unknown quality. Beginning with the 2011 revision we describe the grade of confidence (GoC) we have in these estimates. As there is no underlying probability model upon which the estimates are based, we are unable to present classical measures of uncertainty, e.g., confidence intervals. Moreover, we have chosen not to make subjective estimates of plausibility/certainty ranges around the coverage. The GoC reflects the degree of empirical support upon which the estimates are based. It is not a judgment of the quality of data reported by national authorities.

- Estimate is supported by reported data [R+], coverage recalculated with an independent denominator from the World Population Prospects: 2024 revision from the UN Population Division (D+), and at least one supporting survey within 2 years [S+]. While well supported, the estimate still carries a risk of being wrong.
- Estimate is supported by at least one data source; [R+], [S+], or [D+]; and no data source, [R-], [D-], or [S-], challenges the estimate.
- There are no directly supporting data; or data from at least one source; [R-], [D-], [S-]; challenge the estimate.

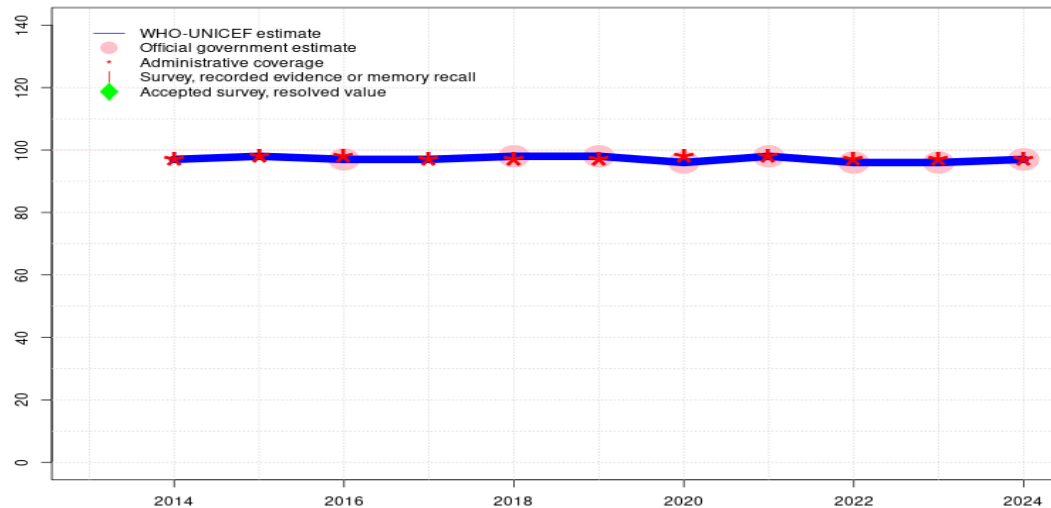
In all cases these estimates should be used with caution and should be assessed in light of the objective for which they are being used.

Description:

- 2024: Estimate informed by reported data. Government official estimate reflects coverage for children aged 1 to 3 and 6 years as of 2023 derived from the national immunization registry. Twenty Years of Progress and the Way Forward: Immunization Registry Information System in Korea can be accessed at <https://jkms.org/DOIx.php?id=10.3346/jkms.2024.39.e119>. GoC=R+ D+
- 2023: Estimate informed by reported data. Government official estimate reflects coverage for children age 1 to 3 and 6 years as of 2022 derived from the national immunization registry. GoC=R+ D+
- 2022: Estimate informed by reported data. Government official estimate reflects coverage for children age 1 to 3 and 6 years as of 2021 derived from the national immunization registry. GoC=R+ D+
- 2021: Estimate informed by reported data. GoC=R+ D+
- 2020: Estimate informed by reported data. Estimate challenged by: D-
- 2019: Estimate informed by reported data. Government official estimate reflects coverage for children born in 2015. Estimate challenged by: D-
- 2018: Estimate informed by reported data. Government official estimate reflects coverage for children born in 2014 derived from national immunization registry. Estimate challenged by: D-
- 2017: Estimate informed by reported administrative data. An assessment of the national registry was conducted during 2018. Results for the 2017 birth cohort suggest 98 percent coverage. Estimate challenged by: D-
- 2016: Estimate informed by reported data. Government official estimate reflects coverage for children born in 2012 derived from national immunization registry. Estimate challenged by: D-
- 2015: Estimate informed by reported data. Reported official government estimates are based on telephone-based surveys with verification of home-based records. GoC=R+ D+
- 2014: Estimate informed by reported data. GoC=R+ D+
- 2013: Estimate informed by reported data. Estimate challenged by: D-

Republic of Korea - HIB3

KOR - HIB3



	2013	2014	2015	2016	2017	2018	2019	2020	2021	2022	2023	2024
Estimate	-	97	98	97	97	98	98	96	98	96	96	97
Estimate GoC	-	●●	●●	●	●	●	●	●	●●	●●	●●	●●
Official	-	-	-	97	-	98	98	96	98	96	96	97
Administrative	-	97	98	98	97	97	97	98	98	97	97	97
Survey	-	-	-	-	-	-	-	-	-	-	-	-

The WHO and UNICEF estimates of national immunization coverage (wuenic) are based on data and information that are of varying, and, in some instances, unknown quality. Beginning with the 2011 revision we describe the grade of confidence (GoC) we have in these estimates. As there is no underlying probability model upon which the estimates are based, we are unable to present classical measures of uncertainty, e.g., confidence intervals. Moreover, we have chosen not to make subjective estimates of plausibility/certainty ranges around the coverage. The GoC reflects the degree of empirical support upon which the estimates are based. It is not a judgment of the quality of data reported by national authorities.

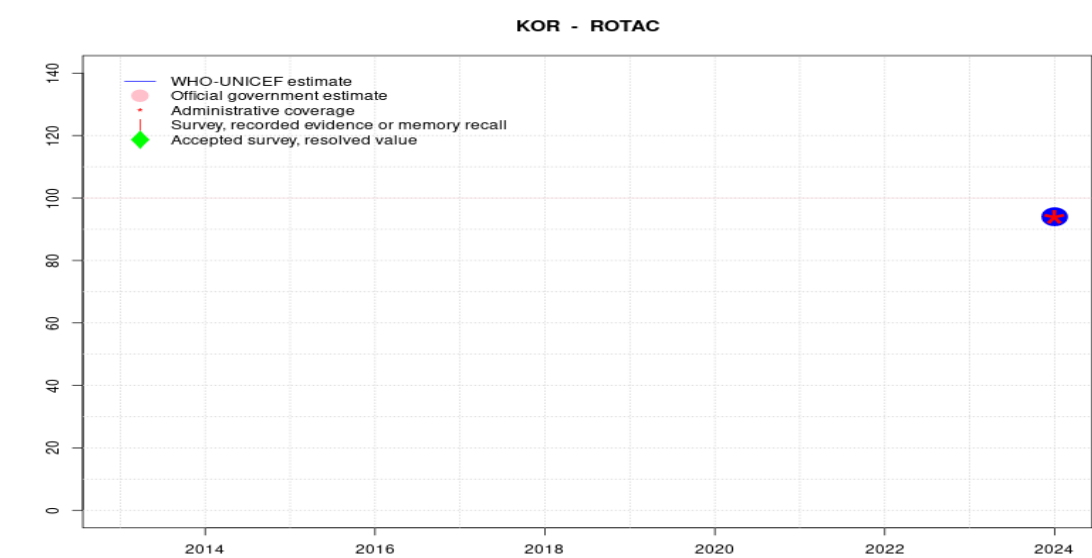
- Estimate is supported by reported data [R+], coverage recalculated with an independent denominator from the World Population Prospects: 2024 revision from the UN Population Division (D+), and at least one supporting survey within 2 years [S+]. While well supported, the estimate still carries a risk of being wrong.
- Estimate is supported by at least one data source; [R+], [S+], or [D+]; and no data source, [R-], [D-], or [S-], challenges the estimate.
- There are no directly supporting data; or data from at least one source; [R-], [D-], [S-]; challenge the estimate.

In all cases these estimates should be used with caution and should be assessed in light of the objective for which they are being used.

Description:

- 2024: Estimate informed by reported data. Government official estimate reflects coverage for children aged 1 to 3 and 6 years as of 2023 derived from the national immunization registry. Twenty Years of Progress and the Way Forward: Immunization Registry Information System in Korea can be accessed at <https://jkms.org/DOIx.php?id=10.3346/jkms.2024.39.e119>. GoC=R+ D+
- 2023: Estimate informed by reported data. Government official estimate reflects coverage for children age 1 to 3 and 6 years as of 2022 derived from the national immunization registry. GoC=R+ D+
- 2022: Estimate informed by reported data. Government official estimate reflects coverage for children age 1 to 3 and 6 years as of 2021 derived from the national immunization registry. GoC=R+ D+
- 2021: Estimate informed by reported data. GoC=R+ D+
- 2020: Estimate informed by reported data. Estimate challenged by: D-
- 2019: Estimate informed by reported data. Government official estimate reflects coverage for children born in 2015. Estimate challenged by: D-
- 2018: Estimate informed by reported data. Government official estimate reflects coverage for children born in 2014 derived from national immunization registry. Estimate challenged by: D-
- 2017: Estimate informed by reported administrative data. An assessment of the national registry was conducted during 2018. Results for the 2017 birth cohort suggest 98 percent coverage. Estimate challenged by: D-
- 2016: Estimate informed by reported data. Government official estimate reflects coverage for children born in 2012 derived from national immunization registry. Estimate challenged by: D-
- 2015: Estimate informed by reported administrative data. Reported official government estimates are based on telephone-based surveys with verification of home-based records. GoC=R+ D+
- 2014: Estimate informed by reported administrative data. Hib vaccine introduced in 2013. Reporting started in 2014. Vaccine presentation is monovalent Hib. GoC=R+ D+

Republic of Korea - ROTAC



Description:

2024: Estimate informed by reported administrative data. Government official estimate reflects coverage for children aged 1 to 3 and 6 years as of 2023 derived from the national immunization registry. Twenty Years of Progress and the Way Forward: Immunization Registry Information System in Korea can be accessed at <https://jkms.org/DOIx.php?id=10.3346/jkms.2024.39.e119>. Rotavirus vaccine introduced in the national schedule in March 2024. GoC=R+ D+

	2013	2014	2015	2016	2017	2018	2019	2020	2021	2022	2023	2024
Estimate	-	-	-	-	-	-	-	-	-	-	-	94
Estimate GoC	-	-	-	-	-	-	-	-	-	-	-	●●
Official	-	-	-	-	-	-	-	-	-	-	-	-
Administrative	-	-	-	-	-	-	-	-	-	-	-	94
Survey	-	-	-	-	-	-	-	-	-	-	-	-

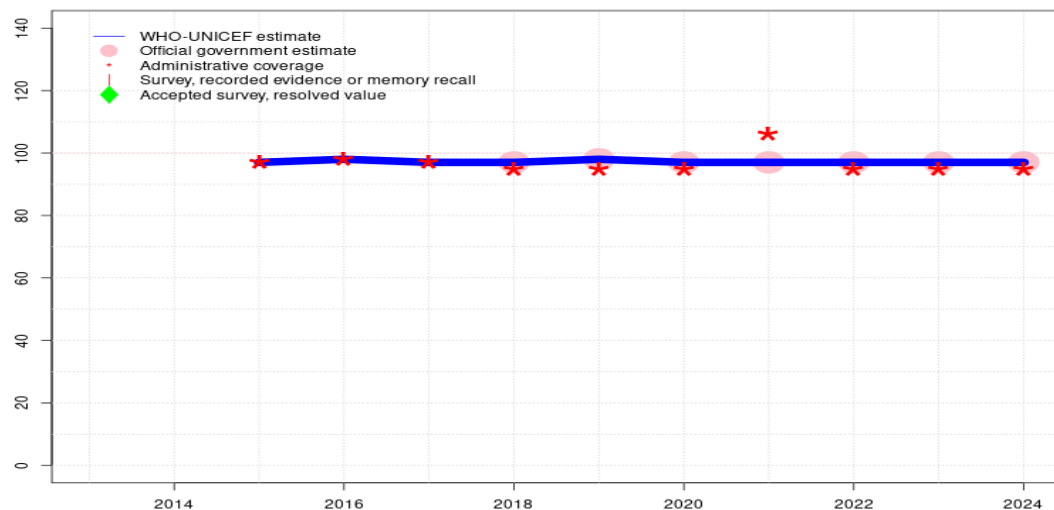
The WHO and UNICEF estimates of national immunization coverage (wuenic) are based on data and information that are of varying, and, in some instances, unknown quality. Beginning with the 2011 revision we describe the grade of confidence (GoC) we have in these estimates. As there is no underlying probability model upon which the estimates are based, we are unable to present classical measures of uncertainty, e.g., confidence intervals. Moreover, we have chosen not to make subjective estimates of plausibility/certainty ranges around the coverage. The GoC reflects the degree of empirical support upon which the estimates are based. It is not a judgment of the quality of data reported by national authorities.

- Estimate is supported by reported data [R+], coverage recalculated with an independent denominator from the World Population Prospects: 2024 revision from the UN Population Division (D+), and at least one supporting survey within 2 years [S+]. While well supported, the estimate still carries a risk of being wrong.
- Estimate is supported by at least one data source; [R+], [S+], or [D+]; and no data source, [R-], [D-], or [S-], challenges the estimate.
- There are no directly supporting data; or data from at least one source; [R-], [D-], [S-]; challenge the estimate.

In all cases these estimates should be used with caution and should be assessed in light of the objective for which they are being used.

Republic of Korea - PCV3

KOR - PCV3



Description:

- 2024: Estimate informed by reported data. Government official estimate reflects coverage for children aged 1 to 3 and 6 years as of 2023 derived from the national immunization registry. Twenty Years of Progress and the Way Forward: Immunization Registry Information System in Korea can be accessed at <https://jkms.org/DOIx.php?id=10.3346/jkms.2024.39.e119>. GoC=R+ D+
- 2023: Estimate informed by reported data. Government official estimate reflects coverage for children age 1 to 3 and 6 years as of 2022 derived from the national immunization registry. GoC=R+ D+
- 2022: Estimate informed by reported data. Government official estimate reflects coverage for children age 1 to 3 and 6 years as of 2021 derived from the national immunization registry. GoC=R+ D+
- 2021: Estimate informed by reported data. Estimate challenged by: D-
- 2020: Estimate informed by reported data. Estimate challenged by: D-
- 2019: Estimate informed by reported data. Government official estimate reflects coverage for children born in 2015. Estimate challenged by: D-
- 2018: Estimate informed by reported data. Government official estimate reflects coverage for children born in 2014 derived from national immunization registry. Estimate challenged by: D-
- 2017: Estimate informed by reported administrative data. An assessment of the national registry was conducted during 2018. Results for the 2017 birth cohort suggest 98 percent coverage. Estimate challenged by: D-
- 2016: Estimate informed by reported administrative data. Government official estimate reflects coverage for children born in 2012 derived from national immunization registry. GoC=R+ D+
- 2015: Estimate informed by reported administrative data. Pneumococcal conjugate vaccine introduced in 2014. Reporting started in 2015. Reported official government estimates are based on telephone-based surveys with verification of home-based records. GoC=R+ D+

	2013	2014	2015	2016	2017	2018	2019	2020	2021	2022	2023	2024
Estimate	-	-	97	98	97	97	98	97	97	97	97	97
Estimate GoC	-	-	●●	●●	●	●	●	●	●	●●	●●	●●
Official	-	-	-	-	-	97	98	97	97	97	97	97
Administrative	-	-	97	98	97	95	95	95	106	95	95	95
Survey	-	-	-	-	-	-	-	-	-	-	-	-

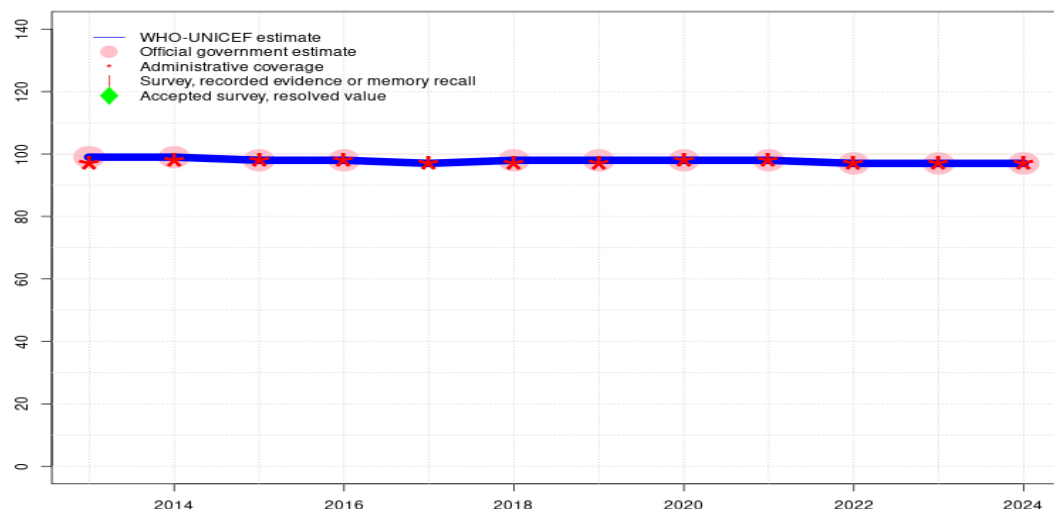
The WHO and UNICEF estimates of national immunization coverage (wuenic) are based on data and information that are of varying, and, in some instances, unknown quality. Beginning with the 2011 revision we describe the grade of confidence (GoC) we have in these estimates. As there is no underlying probability model upon which the estimates are based, we are unable to present classical measures of uncertainty, e.g., confidence intervals. Moreover, we have chosen not to make subjective estimates of plausibility/certainty ranges around the coverage. The GoC reflects the degree of empirical support upon which the estimates are based. It is not a judgment of the quality of data reported by national authorities.

- Estimate is supported by reported data [R+], coverage recalculated with an independent denominator from the World Population Prospects: 2024 revision from the UN Population Division (D+), and at least one supporting survey within 2 years [S+]. While well supported, the estimate still carries a risk of being wrong.
- Estimate is supported by at least one data source; [R+], [S+], or [D+]; and no data source, [R-], [D-], or [S-], challenges the estimate.
- There are no directly supporting data; or data from at least one source; [R-], [D-], [S-]; challenge the estimate.

In all cases these estimates should be used with caution and should be assessed in light of the objective for which they are being used.

Republic of Korea - POL3

KOR - POL3



	2013	2014	2015	2016	2017	2018	2019	2020	2021	2022	2023	2024
Estimate	99	99	98	98	97	98	98	98	98	97	97	97
Estimate GoC	●●	●●	●●	●	●	●	●	●	●●	●●	●●	●●
Official	99	99	98	98	-	98	98	98	98	97	97	97
Administrative	97	98	98	98	97	97	97	98	98	97	97	97
Survey	-	-	-	-	-	-	-	-	-	-	-	-

The WHO and UNICEF estimates of national immunization coverage (wuenic) are based on data and information that are of varying, and, in some instances, unknown quality. Beginning with the 2011 revision we describe the grade of confidence (GoC) we have in these estimates. As there is no underlying probability model upon which the estimates are based, we are unable to present classical measures of uncertainty, e.g., confidence intervals. Moreover, we have chosen not to make subjective estimates of plausibility/certainty ranges around the coverage. The GoC reflects the degree of empirical support upon which the estimates are based. It is not a judgment of the quality of data reported by national authorities.

- Estimate is supported by reported data [R+], coverage recalculated with an independent denominator from the World Population Prospects: 2024 revision from the UN Population Division (D+), and at least one supporting survey within 2 years [S+]. While well supported, the estimate still carries a risk of being wrong.
- Estimate is supported by at least one data source; [R+], [S+], or [D+]; and no data source, [R-], [D-], or [S-], challenges the estimate.
- There are no directly supporting data; or data from at least one source; [R-], [D-], [S-]; challenge the estimate.

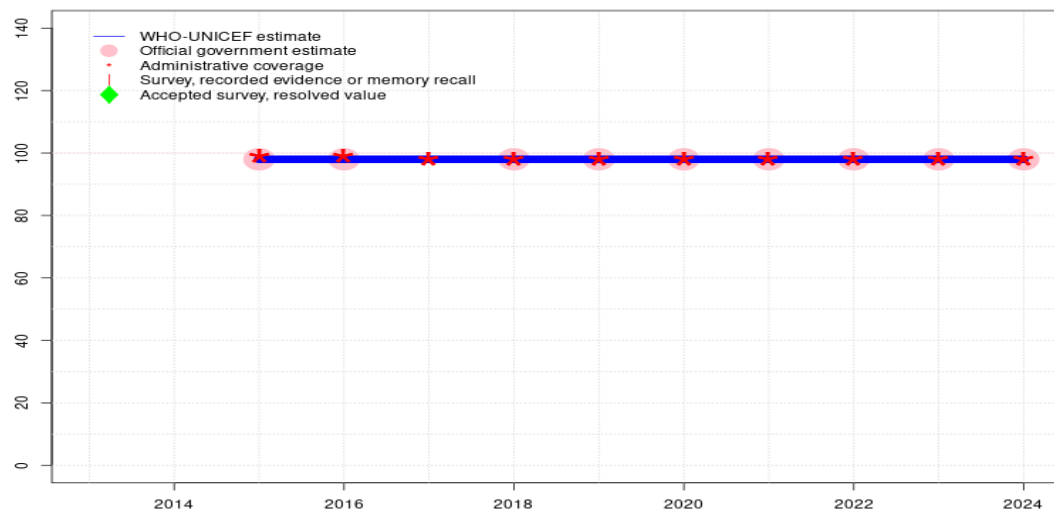
In all cases these estimates should be used with caution and should be assessed in light of the objective for which they are being used.

Description:

- 2024: Estimate informed by reported data. Government official estimate reflects coverage for children aged 1 to 3 and 6 years as of 2023 derived from the national immunization registry. Twenty Years of Progress and the Way Forward: Immunization Registry Information System in Korea can be accessed at <https://jkms.org/DOIx.php?id=10.3346/jkms.2024.39.e119>. GoC=R+ D+
- 2023: Estimate informed by reported data. Government official estimate reflects coverage for children age 1 to 3 and 6 years as of 2022 derived from the national immunization registry. GoC=R+ D+
- 2022: Estimate informed by reported data. Government official estimate reflects coverage for children age 1 to 3 and 6 years as of 2021 derived from the national immunization registry. GoC=R+ D+
- 2021: Estimate informed by reported data. GoC=R+ D+
- 2020: Estimate informed by reported data. Estimate challenged by: D-
- 2019: Estimate informed by reported data. Government official estimate reflects coverage for children born in 2015. Estimate challenged by: D-
- 2018: Estimate informed by reported data. Government official estimate reflects coverage for children born in 2014 derived from national immunization registry. Estimate challenged by: D-
- 2017: Estimate informed by reported administrative data. An assessment of the national registry was conducted during 2018. Results for the 2017 birth cohort suggest 98 percent coverage. Estimate challenged by: D-
- 2016: Estimate informed by reported data. Government official estimate reflects coverage for children born in 2012 derived from national immunization registry. Estimate challenged by: D-
- 2015: Estimate informed by reported data. Reported official government estimates are based on telephone-based surveys with verification of home-based records. GoC=R+ D+
- 2014: Estimate informed by reported data. GoC=R+ D+
- 2013: Estimate informed by reported data. GoC=R+ D+

Republic of Korea - IPV1

KOR - IPV1



	2013	2014	2015	2016	2017	2018	2019	2020	2021	2022	2023	2024
Estimate	-	-	98	98	98	98	98	98	98	98	98	98
Estimate GoC	-	-	●●	●	●	●	●	●	●●	●●	●●	●●
Official	-	-	98	98	-	98	98	98	98	98	98	98
Administrative	-	-	99	99	98	98	98	98	98	98	98	98
Survey	-	-	-	-	-	-	-	-	-	-	-	-

The WHO and UNICEF estimates of national immunization coverage (wuenic) are based on data and information that are of varying, and, in some instances, unknown quality. Beginning with the 2011 revision we describe the grade of confidence (GoC) we have in these estimates. As there is no underlying probability model upon which the estimates are based, we are unable to present classical measures of uncertainty, e.g., confidence intervals. Moreover, we have chosen not to make subjective estimates of plausibility/certainty ranges around the coverage. The GoC reflects the degree of empirical support upon which the estimates are based. It is not a judgment of the quality of data reported by national authorities.

- Estimate is supported by reported data [R+], coverage recalculated with an independent denominator from the World Population Prospects: 2024 revision from the UN Population Division (D+), and at least one supporting survey within 2 years [S+]. While well supported, the estimate still carries a risk of being wrong.
- Estimate is supported by at least one data source; [R+], [S+], or [D+]; and no data source, [R-], [D-], or [S-], challenges the estimate.
- There are no directly supporting data; or data from at least one source; [R-], [D-], [S-]; challenge the estimate.

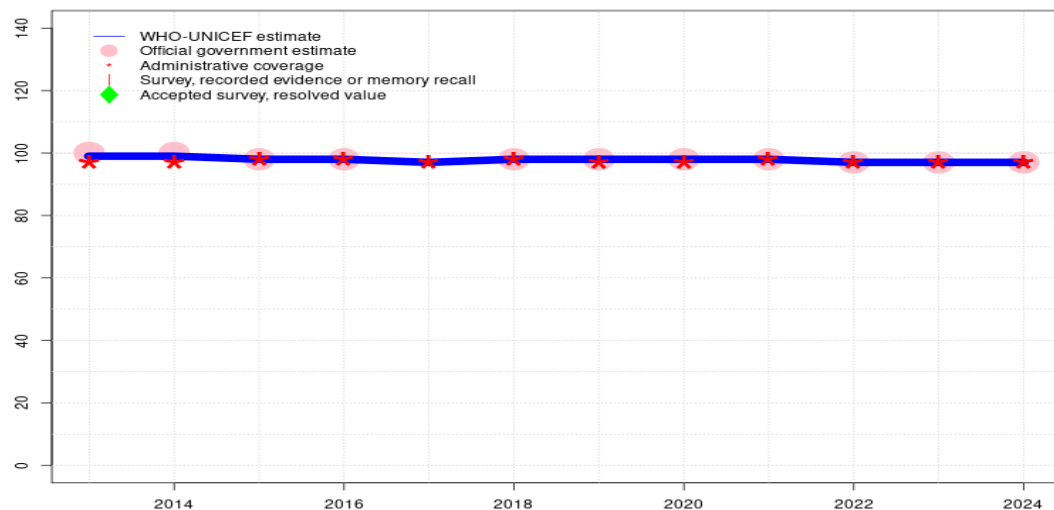
In all cases these estimates should be used with caution and should be assessed in light of the objective for which they are being used.

Description:

- 2024: Estimate informed by reported data. Government official estimate reflects coverage for children aged 1 to 3 and 6 years as of 2023 derived from the national immunization registry. Twenty Years of Progress and the Way Forward: Immunization Registry Information System in Korea can be accessed at <https://jkms.org/DOIx.php?id=10.3346/jkms.2024.39.e119>. GoC=R+ D+
- 2023: Estimate informed by reported data. Government official estimate reflects coverage for children age 1 to 3 and 6 years as of 2022 derived from the national immunization registry. GoC=R+ D+
- 2022: Estimate informed by reported data. Government official estimate reflects coverage for children age 1 to 3 and 6 years as of 2021 derived from the national immunization registry. GoC=R+ D+
- 2021: Estimate informed by reported data. GoC=R+ D+
- 2020: Estimate informed by reported data. Estimate challenged by: D-
- 2019: Estimate informed by reported data. Government official estimate reflects coverage for children born in 2015. Estimate challenged by: D-
- 2018: Estimate informed by reported data. Government official estimate reflects coverage for children born in 2014 derived from national immunization registry. Estimate challenged by: D-
- 2017: Estimate informed by reported administrative data. Programme reports 4 months vaccine stockout. Estimate challenged by: D-
- 2016: Estimate informed by reported data. Government official estimate reflects coverage for children born in 2012 derived from national immunization registry. Estimate challenged by: D-
- 2015: Estimate informed by reported data. Reported official government estimates are based on telephone-based surveys with verification of home-based records. GoC=R+ D+

Republic of Korea - MCV1

KOR - MCV1



Description:

- 2024: Estimate informed by reported data. Government official estimate reflects coverage for children aged 1 to 3 and 6 years as of 2023 derived from the national immunization registry. Twenty Years of Progress and the Way Forward: Immunization Registry Information System in Korea can be accessed at <https://jkms.org/DOIx.php?id=10.3346/jkms.2024.39.e119>. GoC=R+ D+
- 2023: Estimate informed by reported data. Government official estimate reflects coverage for children age 1 to 3 and 6 years as of 2022 derived from the national immunization registry. Estimate challenged by: D-
- 2022: Estimate informed by reported data. Government official estimate reflects coverage for children age 1 to 3 and 6 years as of 2021 derived from the national immunization registry. GoC=R+ D+
- 2021: Estimate informed by reported data. Estimate challenged by: D-
- 2020: Estimate informed by reported data. Estimate challenged by: D-
- 2019: Estimate informed by reported data. Government official estimate reflects coverage for children born in 2015. Estimate challenged by: D-
- 2018: Estimate informed by reported data. Government official estimate reflects coverage for children born in 2014 derived from national immunization registry. Estimate challenged by: D-
- 2017: Estimate informed by reported administrative data. Estimate challenged by: D-
- 2016: Estimate informed by reported data. An assessment of the national registry was conducted during 2018. Results for the 2016 birth cohort suggest 98 percent coverage. Government official estimate reflects coverage for children born in 2012 derived from national immunization registry. GoC=R+ D+
- 2015: Estimate informed by reported data. Reported official government estimates are based on telephone-based surveys with verification of home-based records. GoC=R+ D+
- 2014: Estimate informed by reported data. Estimate challenged by: D-
- 2013: Estimate informed by reported data. GoC=R+ D+

	2013	2014	2015	2016	2017	2018	2019	2020	2021	2022	2023	2024
Estimate	99	99	98	98	97	98	98	98	98	97	97	97
Estimate GoC	●●	●	●●	●●	●	●	●	●	●	●●	●	●●
Official	100	100	98	98	-	98	98	98	98	97	97	97
Administrative	97	97	98	98	97	98	97	97	98	97	97	97
Survey	-	-	-	-	-	-	-	-	-	-	-	-

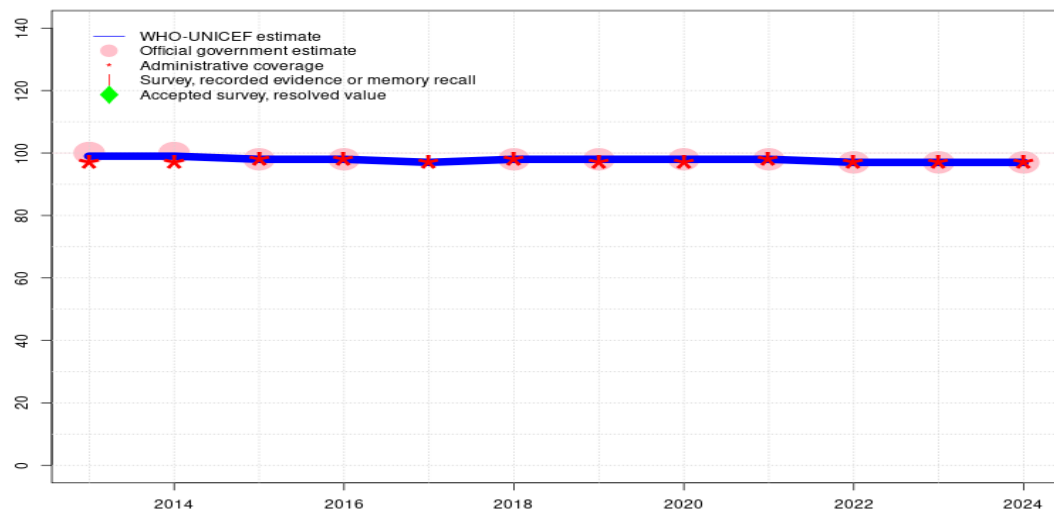
The WHO and UNICEF estimates of national immunization coverage (wuenic) are based on data and information that are of varying, and, in some instances, unknown quality. Beginning with the 2011 revision we describe the grade of confidence (GoC) we have in these estimates. As there is no underlying probability model upon which the estimates are based, we are unable to present classical measures of uncertainty, e.g., confidence intervals. Moreover, we have chosen not to make subjective estimates of plausibility/certainty ranges around the coverage. The GoC reflects the degree of empirical support upon which the estimates are based. It is not a judgment of the quality of data reported by national authorities.

- Estimate is supported by reported data [R+], coverage recalculated with an independent denominator from the World Population Prospects: 2024 revision from the UN Population Division (D+), and at least one supporting survey within 2 years [S+]. While well supported, the estimate still carries a risk of being wrong.
- Estimate is supported by at least one data source; [R+], [S+], or [D+]; and no data source, [R-], [D-], or [S-], challenges the estimate.
- There are no directly supporting data; or data from at least one source; [R-], [D-], [S-]; challenge the estimate.

In all cases these estimates should be used with caution and should be assessed in light of the objective for which they are being used.

Republic of Korea - RCV1

KOR - RCV1



Description:

- 2024: Estimate based on estimated MCV1. Government official estimate reflects coverage for children aged 1 to 3 and 6 years as of 2023 derived from the national immunization registry. Twenty Years of Progress and the Way Forward: Immunization Registry Information System in Korea can be accessed at <https://jkms.org/DOIx.php?id=10.3346/jkms.2024.39.e119>. GoC=R+ D+
- 2023: Estimate based on estimated MCV1. Government official estimate reflects coverage for children age 1 to 3 and 6 years as of 2022 derived from the national immunization registry. Estimate challenged by: D-
- 2022: Estimate based on estimated MCV1. Government official estimate reflects coverage for children age 1 to 3 and 6 years as of 2021 derived from the national immunization registry. GoC=R+ D+
- 2021: Estimate based on estimated MCV1. Estimate challenged by: D-
- 2020: Estimate based on estimated MCV1. Estimate challenged by: D-
- 2019: Estimate based on estimated MCV1. Estimate challenged by: D-
- 2018: Estimate based on estimated MCV1. Government official estimate reflects coverage for children born in 2014 derived from national immunization registry. Estimate challenged by: D-
- 2017: Estimate based on estimated MCV1. Estimate challenged by: D-
- 2016: Estimate based on estimated MCV1. Government official estimate reflects coverage for children born in 2012 derived from national immunization registry. GoC=R+ D+
- 2015: Estimate based on estimated MCV1. Reported official government estimates are based on telephone-based surveys with verification of home-based records. GoC=R+ D+
- 2014: Estimate based on estimated MCV1. Estimate challenged by: D-
- 2013: Estimate based on estimated MCV1. GoC=R+ D+

	2013	2014	2015	2016	2017	2018	2019	2020	2021	2022	2023	2024
Estimate	99	99	98	98	97	98	98	98	98	97	97	97
Estimate GoC	●●	●	●●	●●	●	●	●	●	●	●●	●	●●
Official	100	100	98	98	-	98	98	98	98	97	97	97
Administrative	97	97	98	98	97	98	97	97	98	97	97	97
Survey	-	-	-	-	-	-	-	-	-	-	-	-

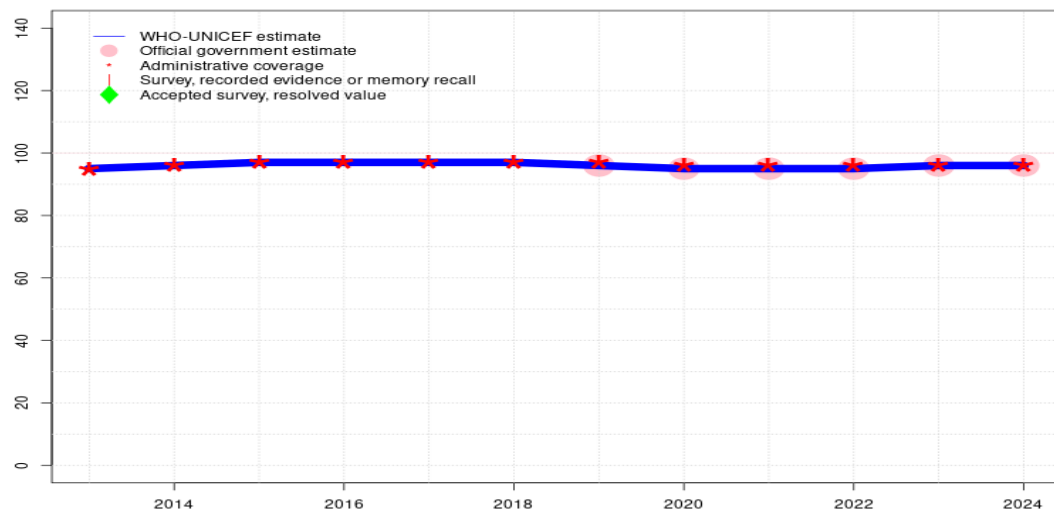
The WHO and UNICEF estimates of national immunization coverage (wuenic) are based on data and information that are of varying, and, in some instances, unknown quality. Beginning with the 2011 revision we describe the grade of confidence (GoC) we have in these estimates. As there is no underlying probability model upon which the estimates are based, we are unable to present classical measures of uncertainty, e.g., confidence intervals. Moreover, we have chosen not to make subjective estimates of plausibility/certainty ranges around the coverage. The GoC reflects the degree of empirical support upon which the estimates are based. It is not a judgment of the quality of data reported by national authorities.

- Estimate is supported by reported data [R+], coverage recalculated with an independent denominator from the World Population Prospects: 2024 revision from the UN Population Division (D+), and at least one supporting survey within 2 years [S+]. While well supported, the estimate still carries a risk of being wrong.
- Estimate is supported by at least one data source; [R+], [S+], or [D+]; and no data source, [R-], [D-], or [S-], challenges the estimate.
- There are no directly supporting data; or data from at least one source; [R-], [D-], [S-]; challenge the estimate.

In all cases these estimates should be used with caution and should be assessed in light of the objective for which they are being used.

Republic of Korea - MCV2

KOR - MCV2



Description:

- 2024: Estimate informed by reported data. Government official estimate reflects coverage for children aged 1 to 3 and 6 years as of 2023 derived from the national immunization registry. Twenty Years of Progress and the Way Forward: Immunization Registry Information System in Korea can be accessed at <https://jkms.org/DOIx.php?id=10.3346/jkms.2024.39.e119>. Estimate challenged by: D-
- 2023: Estimate informed by reported data. Government official estimate reflects coverage for children age 1 to 3 and 6 years as of 2022 derived from the national immunization registry. Estimate challenged by: D-
- 2022: Estimate informed by reported data. Government official estimate reflects coverage for children age 1 to 3 and 6 years as of 2021 derived from the national immunization registry. Estimate challenged by: D-
- 2021: Estimate informed by reported data. Estimate challenged by: D-
- 2020: Estimate informed by reported data. Estimate challenged by: D-
- 2019: Estimate informed by reported data. Government official estimate reflects coverage for children born in 2012. Estimate challenged by: D-
- 2018: Estimate informed by reported administrative data. Government official estimate reflects coverage for children born in 2014 derived from national immunization registry. Estimate challenged by: D-
- 2017: Estimate informed by reported administrative data. Estimate challenged by: D-
- 2016: Estimate informed by reported administrative data. Government official estimate reflects coverage for children born in 2012 derived from national immunization registry. Estimate challenged by: D-
- 2015: Estimate informed by reported administrative data. Reported official government estimates are based on telephone-based surveys with verification of home-based records. Estimate challenged by: D-
- 2014: Estimate informed by reported administrative data. Estimate challenged by: D-
- 2013: Estimate informed by reported administrative data. GoC=R+ D+

	2013	2014	2015	2016	2017	2018	2019	2020	2021	2022	2023	2024
Estimate	95	96	97	97	97	97	96	95	95	95	96	96
Estimate GoC	●●	●	●	●	●	●	●	●	●	●	●	●
Official	-	-	-	-	-	-	96	95	95	95	96	96
Administrative	95	96	97	97	97	97	97	96	96	96	96	96
Survey	-	-	-	-	-	-	-	-	-	-	-	-

The WHO and UNICEF estimates of national immunization coverage (wuenic) are based on data and information that are of varying, and, in some instances, unknown quality. Beginning with the 2011 revision we describe the grade of confidence (GoC) we have in these estimates. As there is no underlying probability model upon which the estimates are based, we are unable to present classical measures of uncertainty, e.g., confidence intervals. Moreover, we have chosen not to make subjective estimates of plausibility/certainty ranges around the coverage. The GoC reflects the degree of empirical support upon which the estimates are based. It is not a judgment of the quality of data reported by national authorities.

- Estimate is supported by reported data [R+], coverage recalculated with an independent denominator from the World Population Prospects: 2024 revision from the UN Population Division (D+), and at least one supporting survey within 2 years [S+]. While well supported, the estimate still carries a risk of being wrong.
- Estimate is supported by at least one data source; [R+], [S+], or [D+]; and no data source, [R-], [D-], or [S-], challenges the estimate.
- There are no directly supporting data; or data from at least one source; [R-], [D-], [S-]; challenge the estimate.

In all cases these estimates should be used with caution and should be assessed in light of the objective for which they are being used.

NOTE A survey to measure vaccination coverage for infants (i.e., children aged 0-11 months) will sample children aged 12-23 months at the time of survey to capture the youngest annual cohort of children who should have completed the vaccination schedule. Because WUENIC are for infant vaccinations, survey data in this report are presented to reflect the birth year of the youngest survey cohort. For example, results for a survey conducted during December 2020 among children aged 12-23 months at the time of the survey reflect the immunization experience of children born in 2019. Depending on the timing of survey field work, results may reflect the immunization experience of children born and vaccinated one or two years prior to the survey field work.

The survey results below present vaccination coverage estimates by antigen, confirmation method, and child’s age at the time of the survey. Coverage based on

Further information and estimates for previous years are available at:
<https://data.unicef.org/topic/child-health/immunization/>
<https://immunizationdata.who.int/listing.html>

Recall reflects information based upon a mother’s or caregiver’s memory. Coverage based on **Record** reflects information drawn from documented vaccination history in home- and/or facility-based records. **Evidence seen** reflects the percentage of children in the sample with documented evidence of vaccination history seen by the survey team.

2008 Republic of Korea Nationwide vaccine coverage level: Conceptual Methodology and Survey

Vaccine	Confirmation method	Coverage	Age cohort	Sample	Evidence seen
POL3	Record or Recall	88.6	0-72 m	1026	-