

BACKGROUND NOTE Each year WHO and UNICEF jointly review reports submitted by Member States regarding national immunization coverage, finalized survey reports as well as data from published and grey literature. Based on these data, with due consideration to potential biases and the views of local experts, WHO and UNICEF attempt to distinguish between situations where available empirical data accurately reflect immunization system performance and those where the data are likely compromised and present a misleading view of coverage.

WHO and UNICEF estimates are country-specific; that is to say, each country's data are reviewed individually, and data are not borrowed from other countries in the absence of data. Estimates are not based on ad hoc adjustments to reported data; in some instances empirical data are available from a single source, usually the nationally reported coverage data. In cases where no data are available for a given country/vaccine/year combination, data are considered from earlier and later years and interpolated to estimate coverage for the missing year(s). In cases where data sources are mixed and show large variation, an attempt is made to identify the most likely estimate with consideration of the possible biases in available data. For methods see:

* Burton et al. 2009. Bull World Health Organ. * Burton et al. 2012. PLoS One.
* Brown et al. 2013. Open Pub Health Journal. * Danovaro-Holliday et al. 2021. Gates Open Res.

DATA SOURCES

ADMINISTRATIVE coverage: Reported by national authorities and based on aggregated administrative reports from health service providers on the number of vaccinations administered during a given period (numerator data) and reported target population data (denominator data). May be biased by inaccurate numerator and/or denominator data.

OFFICIAL coverage: Estimated coverage reported by national authorities that reflects their assessment of the most likely coverage based on any combination of administrative coverage, survey-based estimates or other data sources or adjustments. Approaches to determine OFFICIAL coverage may differ across countries.

SURVEY coverage: Based on estimated coverage from population-based household surveys among children aged 6-11, 12-23 or 24-35 months following a review of survey methods and results. Information is based on the combination of vaccination history from documented evidence or caregiver recall. Survey results are considered for the appropriate birth cohort based on data collection period.

ABBREVIATIONS AND DEFINITIONS

BCG: percentage of births who received one dose of Bacillus Calmette Guerin vaccine.

DTP1 / DTP3: percentage of surviving infants who received the 1st / 3rd dose, respectively, of diphtheria and tetanus toxoid with pertussis containing vaccine.

POL3: percentage of surviving infants who received the 3rd dose of polio containing vaccine. May be either oral or inactivated polio vaccine.

IPV1: percentage of surviving infants who received at least one dose of inactivated polio vaccine. In countries utilizing an immunization schedule recommending either (i) a primary series of three doses of oral polio vaccine (OPV) plus at least one dose of IPV where OPV is included in routine immunization and/or campaign or (ii) a sequential schedule of IPV followed by OPV, WHO and UNICEF estimates for IPV1 reflect coverage with at least one routine dose of IPV among infants < 1 year of age. For countries utilizing IPV containing vaccine only, i.e., no recommended dose of OPV, WHO and UNICEF estimate for IPV1 corresponds to coverage for the 1st dose of IPV.

Production of IPV coverage estimates, which begins in 2015, results in no change of the estimated coverage levels for the 3rd dose of polio (POL3). For countries recommending routine immunization with a primary series of three doses of IPV alone, WHO and UNICEF estimated POL3 coverage is equivalent to estimated coverage with three doses of IPV. For countries with a sequential schedule, estimated POL3 coverage is based on that for the 3rd dose of polio vaccine regardless of vaccine type.

IPV2: percentage of surviving infants who received a 2nd dose of inactivated polio vaccine. IPV2 coverage estimates produced for OPV using countries.

MCV1: percentage of surviving infants who received the 1st dose of measles containing vaccine. In countries where the national schedule recommends the 1st dose of MCV at 12 months or later based on the epidemiology of disease in the country, coverage estimates reflect the percentage of children who received the 1st dose of MCV as recommended.

MCV2: percentage of children who received the 2nd dose of measles containing vaccine according to the nationally recommended schedule.

RCV1: percentage of surviving infants who received the 1st dose of rubella containing vaccine. Coverage estimates are based on WHO and UNICEF estimates of coverage for the dose of measles containing vaccine that corresponds to the first measles-rubella combination vaccine. Nationally reported coverage of RCV is not taken into consideration in the production of the estimate.

HEPB3: percentage of births which received a dose of hepatitis B vaccine within 24 hours of delivery. Estimates of hepatitis B birth dose coverage are produced only for countries with a universal birth dose policy. Estimates are not produced for countries that recommend a birth dose to infants born to HEPB virus-infected mothers only or where there is insufficient information to determine whether vaccination is within 24 hours of birth.

HEPB3: percentage of surviving infants who received the 3rd dose of hepatitis B containing vaccine following the birth dose.

HIB3: percentage of surviving infants who received the 3rd dose of Haemophilus influenzae type b containing vaccine.

ROTAC: percentage of surviving infants who received the final recommended dose of rotavirus vaccine, which can be either the 2nd or the 3rd dose depending on the vaccine.

PCV3: percentage of surviving infants who received the 3rd dose of pneumococcal conjugate vaccine. In countries where the national schedule recommends two doses during infancy and a booster dose at 12 months or later based on the epidemiology of disease in the country, coverage estimates may reflect the percentage of surviving infants who received two doses of PCV prior to the 1st birthday if coverage for the booster dose is not reported.

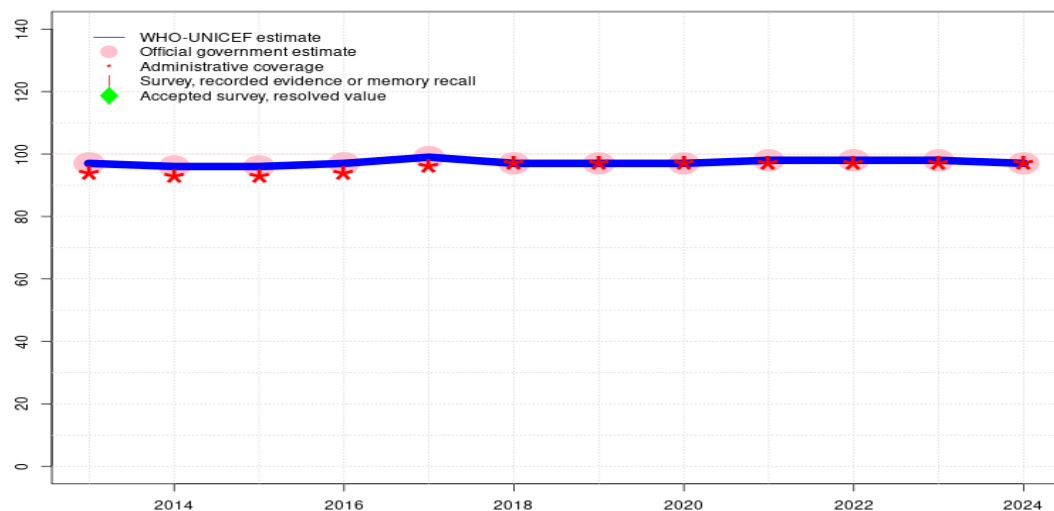
YFV: percentage of surviving infants who received one dose of yellow fever vaccine in countries where YFV is part of the national immunization schedule for children or is recommended in at risk areas; coverage estimates are annualized for the entire cohort of surviving infants.

MENGA: percentage of children who received one dose of meningococcal A conjugate vaccine. MENGA coverage estimates produced for countries in the meningitis belt of sub-Saharan Africa.

Disclaimer: All reasonable precautions have been taken by the World Health Organization and United Nations Children's Fund to verify the information contained in this publication. However, the published material is being distributed without warranty of any kind, either expressed or implied. The responsibility for the interpretation and use of the material lies with the reader. In no event shall the World Health Organization or United Nations Children's Fund be liable for damages arising from its use.

Denmark - DTP1

DNK - DTP1



	2013	2014	2015	2016	2017	2018	2019	2020	2021	2022	2023	2024
Estimate	97	96	96	97	99	97	97	97	98	98	98	97
Estimate GoC	●●	●●	●●	●●	●●	●●	●●	●●	●●	●●	●●	●●
Official	97	96	96	97	99	97	97	97	98	98	98	97
Administrative	94	93	93	94	96	97	97	97	97	97	97	97
Survey	-	-	-	-	-	-	-	-	-	-	-	-

The WHO and UNICEF estimates of national immunization coverage (wuenic) are based on data and information that are of varying, and, in some instances, unknown quality. Beginning with the 2011 revision we describe the grade of confidence (GoC) we have in these estimates. As there is no underlying probability model upon which the estimates are based, we are unable to present classical measures of uncertainty, e.g., confidence intervals. Moreover, we have chosen not to make subjective estimates of plausibility/certainty ranges around the coverage. The GoC reflects the degree of empirical support upon which the estimates are based. It is not a judgment of the quality of data reported by national authorities.

- Estimate is supported by reported data [R+], coverage recalculated with an independent denominator from the World Population Prospects: 2024 revision from the UN Population Division (D+), and at least one supporting survey within 2 years [S+]. While well supported, the estimate still carries a risk of being wrong.
- Estimate is supported by at least one data source; [R+], [S+], or [D+]; and no data source, [R-], [D-], or [S-], challenges the estimate.
- There are no directly supporting data; or data from at least one source; [R-], [D-], [S-]; challenge the estimate.

In all cases these estimates should be used with caution and should be assessed in light of the objective for which they are being used.

Description:

2024: Estimate informed by reported data. GoC=R+ D+

2023: Estimate informed by reported data. Reported coverage corrected for under-reporting in the registry by 0.6 percent. This is based on a cross-sectional study of parents of children born in 2010, living in Copenhagen and who were not registered with a 5-year tetanus, diphtheria, pertussis and polio booster according to the Danish Vaccination Register (DDV). See study of the vaccination coverage for the 5-year booster in Copenhagen, see <https://en.ssi.dk/news/epi-news/2022/no-15-17b—2022>. This study documents that under-reporting to the DDV occurs but to a lesser extent than was found in the previous study in 2013. GoC=R+ D+

2022: Estimate informed by reported data. Reported coverage corrected for under-reporting in the registry by 0.6 percent. This is based on a cross-sectional study of parents of children born in 2010, living in Copenhagen and who were not registered with a 5-year tetanus, diphtheria, pertussis and polio booster according to the Danish Vaccination Register (DDV). See study of the vaccination coverage for the 5-year booster in Copenhagen, see <https://en.ssi.dk/news/epi-news/2022/no-15-17b—2022>. This study documents that under-reporting to the DDV occurs but to a lesser extent than was found in the previous study in 2013. GoC=R+ D+

2021: Estimate informed by reported data. Reported coverage corrected for under-reporting in the registry by 0.6 percent. This is based on a cross-sectional study of parents of children born in 2010, living in Copenhagen and who were not registered with a 5-year tetanus, diphtheria, pertussis and polio booster according to the Danish Vaccination Register (DDV). See study of the vaccination coverage for the 5-year booster in Copenhagen, see <https://en.ssi.dk/news/epi-news/2022/no-15-17b—2022>. This study documents that under-reporting to the DDV occurs but to a lesser extent than was found in the previous study in 2013. GoC=R+ D+

2020: Estimate informed by reported data. Reported coverage corrected for under-reporting in the registry by 0.6 percent. The correction is informed by data in the publication: Wojcik at all, Vaccine 2013; 31(6). GoC=R+ D+

2019: Estimate informed by reported data. Reported coverage, which reflects that for children born in 2018, corrected for under-reporting in the registry by 0.4 percent. The correction is informed by data in the publication: Wojcik at all, Vaccine 2013; 31(6). GoC=R+ D+

2018: Estimate informed by reported data. Reported coverage corrected for under-reporting in the registry by 0.6 percent. The correction is based on the publication: Wojcik at al, Vaccine 2013; 31(6). GoC=R+ D+

2017: Estimate informed by reported data. Survey results (described <http://www.ssi.dk/English/News/EPI-NEWS/2012/>) document the presence of under-reporting therefore the official country estimate reflects an added 3 percentage points for DTP, Hib, IPV, PcV and MMR coverage. Programme reports half month of stockout. GoC=R+ D+

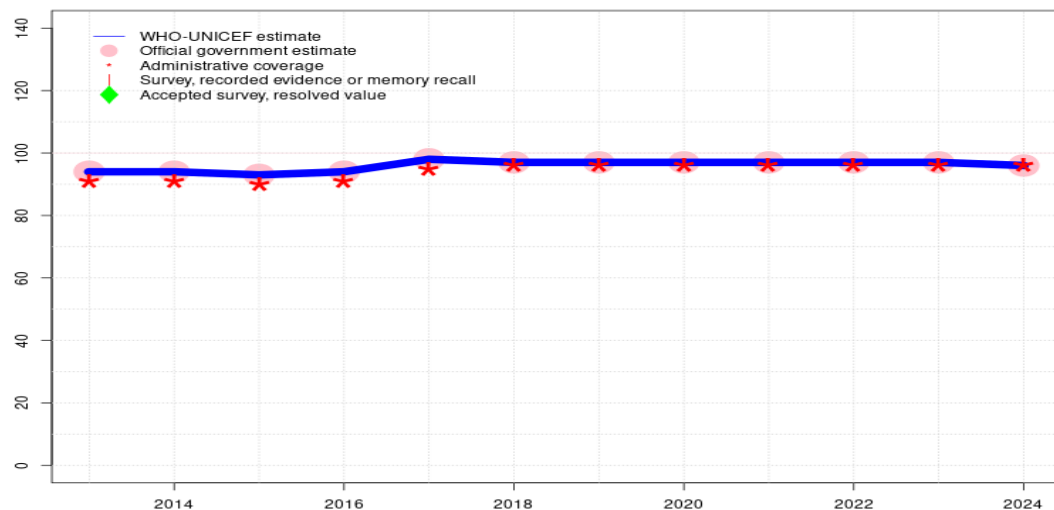
2016: Estimate informed by reported data. Survey results (described <http://www.ssi.dk/English/News/EPI-NEWS/2012/>) document the presence of under-

Denmark - DTP1

- reporting therefore the official country estimate reflects an added 3 percentage points for DTP, Hib, IPV, PcV and MMR coverage. Reported coverage from the Danish vaccination register, which was introduced in November 2015. GoC=R+ D+
- 2015: Estimate informed by reported data. Survey results (described <http://www.ssi.dk/English/News/EPI-NEWS/2012/>) document the presence of under-reporting therefore the official country estimate reflects an added 3 percentage points for DTP, Hib, IPV, PcV and MMR coverage. Denmark reported use of HepB given to all children in 2014. It was explained by a shortage of DTaP-Hib-IPV vaccine. Programme reports one-half month stockout of DTP containing vaccine. GoC=R+ D+
- 2014: Estimate informed by reported data. Survey results (described <http://www.ssi.dk/English/News/EPI-NEWS/2012/>) document the presence of under-reporting therefore the official country estimate reflects an added 3 percentage points for DTP, Hib, IPV, PcV and MMR coverage. Denmark reported use of HepB given to all children in 2014. It was explained by a shortage of DTaP-Hib-IPV vaccine. HepB vaccine is not recommended by national programme for others than risk groups. Hence, no coverage data reported for HepB3. GoC=R+ D+
- 2013: Estimate informed by reported data. Survey results (described <http://www.ssi.dk/English/News/EPI-NEWS/2012/>) document the presence of under-reporting therefore the official country estimate reflects an added 3 percentage points for DTP, Hib, IPV, PcV and MMR coverage. GoC=R+ D+

Denmark - DTP3

DNK - DTP3



	2013	2014	2015	2016	2017	2018	2019	2020	2021	2022	2023	2024
Estimate	94	94	93	94	98	97	97	97	97	97	97	96
Estimate GoC	••	••	••	••	••	••	••	••	••	••	•	••
Official	94	94	93	94	98	97	97	97	97	97	97	96
Administrative	91	91	90	91	95	96	96	96	96	96	96	96
Survey	-	-	-	-	-	-	-	-	-	-	-	-

The WHO and UNICEF estimates of national immunization coverage (wuenic) are based on data and information that are of varying, and, in some instances, unknown quality. Beginning with the 2011 revision we describe the grade of confidence (GoC) we have in these estimates. As there is no underlying probability model upon which the estimates are based, we are unable to present classical measures of uncertainty, e.g., confidence intervals. Moreover, we have chosen not to make subjective estimates of plausibility/certainty ranges around the coverage. The GoC reflects the degree of empirical support upon which the estimates are based. It is not a judgment of the quality of data reported by national authorities.

- Estimate is supported by reported data [R+], coverage recalculated with an independent denominator from the World Population Prospects: 2024 revision from the UN Population Division (D+), and at least one supporting survey within 2 years [S+]. While well supported, the estimate still carries a risk of being wrong.
- Estimate is supported by at least one data source; [R+], [S+], or [D+]; and no data source, [R-], [D-], or [S-], challenges the estimate.
- There are no directly supporting data; or data from at least one source; [R-], [D-], [S-]; challenge the estimate.

In all cases these estimates should be used with caution and should be assessed in light of the objective for which they are being used.

Description:

- 2024: Estimate informed by reported data. GoC=R+ D+
- 2023: Estimate informed by reported data. Reported coverage corrected for under-reporting in the registry by 1.1 percent. This is based on a cross-sectional study of parents of children born in 2010, living in Copenhagen and who were not registered with a 5-year tetanus, diphtheria, pertussis and polio booster according to the Danish Vaccination Register (DDV). See study of the vaccination coverage for the 5-year booster in Copenhagen, see <https://en.ssi.dk/news/epi-news/2022/no-15-17b—2022>. This study documents that under-reporting to the DDV occurs but to a lesser extent than was found in the previous study in 2013. Estimate challenged by: D-
- 2022: Estimate informed by reported data. Reported coverage corrected for under-reporting in the registry by 1.1 percent. This is based on a cross-sectional study of parents of children born in 2010, living in Copenhagen and who were not registered with a 5-year tetanus, diphtheria, pertussis and polio booster according to the Danish Vaccination Register (DDV). See study of the vaccination coverage for the 5-year booster in Copenhagen, see <https://en.ssi.dk/news/epi-news/2022/no-15-17b—2022>. This study documents that under-reporting to the DDV occurs but to a lesser extent than was found in the previous study in 2013. GoC=R+ D+
- 2021: Estimate informed by reported data. Reported coverage corrected for under-reporting in the registry by 1.1 percent. This is based on a cross-sectional study of parents of children born in 2010, living in Copenhagen and who were not registered with a 5-year tetanus, diphtheria, pertussis and polio booster according to the Danish Vaccination Register (DDV). See study of the vaccination coverage for the 5-year booster in Copenhagen, see <https://en.ssi.dk/news/epi-news/2022/no-15-17b—2022>. This study documents that under-reporting to the DDV occurs but to a lesser extent than was found in the previous study in 2013. GoC=R+ D+
- 2020: Estimate informed by reported data. Reported coverage corrected for under-reporting in the registry by 1.1 percent. The correction is informed by data in the publication: Wojcik at al, Vaccine 2013; 31(6). GoC=R+ D+
- 2019: Estimate informed by reported data. Reported coverage, which reflects that for children born in 2017, corrected for under-reporting in the registry by 0.4 percent. The correction is informed by data in the publication: Wojcik at al, Vaccine 2013; 31(6). GoC=R+ D+
- 2018: Estimate informed by reported data. Reported coverage corrected for under-reporting in the registry by 1.1 percent. The correction is based on the publication: Wojcik at al, Vaccine 2013; 31(6). GoC=R+ D+
- 2017: Estimate informed by reported data. Survey results (described <http://www.ssi.dk/English/News/EPI-NEWS/2012/>) document the presence of under-reporting therefore the official country estimate reflects an added 3 percentage points for DTP, Hib, IPV, PcV and MMR coverage. Programme reports half month of stockout. GoC=R+ D+
- 2016: Estimate informed by reported data. Survey results (described <http://www.ssi.dk/English/News/EPI-NEWS/2012/>) document the presence of under-

Denmark - DTP3

reporting therefore the official country estimate reflects an added 3 percentage points for DTP, Hib, IPV, PcV and MMR coverage. Reported coverage from the Danish vaccination register, which was introduced in November 2015. GoC=R+ D+

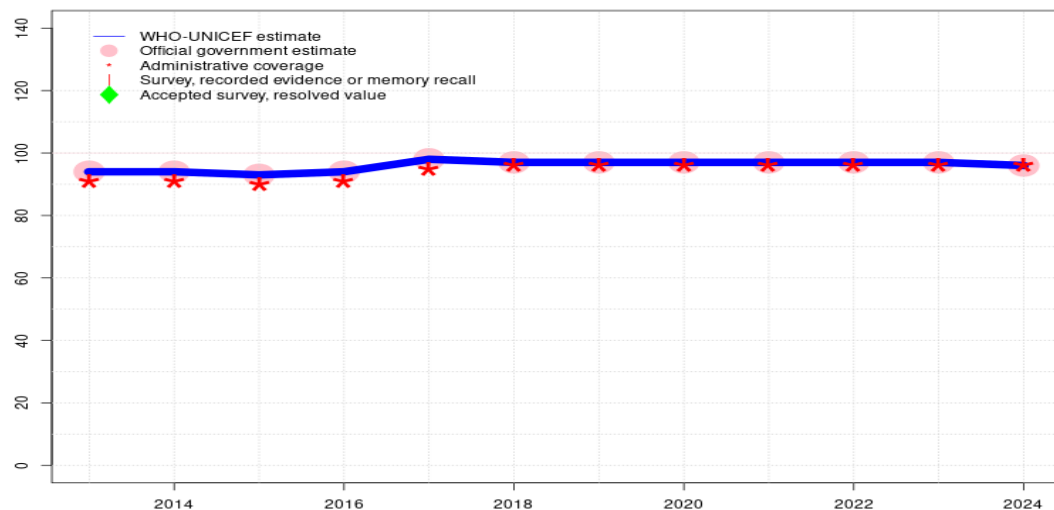
2015: Estimate informed by reported data. Survey results (described <http://www.ssi.dk/English/News/EPI-NEWS/2012/>) document the presence of under-reporting therefore the official country estimate reflects an added 3 percentage points for DTP, Hib, IPV, PcV and MMR coverage. It was explained by a shortage of DTaP-Hib-IPV vaccine. Programme reports one-half month stockout of DTP containing vaccine. GoC=R+ D+

2014: Estimate informed by reported data. Survey results (described <http://www.ssi.dk/English/News/EPI-NEWS/2012/>) document the presence of under-reporting therefore the official country estimate reflects an added 3 percentage points for DTP, Hib, IPV, PcV and MMR coverage. Denmark reported use of HepB given to all children in 2014. It was explained by a shortage of DTaP-Hib-IPV vaccine. HepB vaccine is not recommended by national programme for others than risk groups. Hence, no coverage data reported for HepB3. GoC=R+ D+

2013: Estimate informed by reported data. Survey results (described <http://www.ssi.dk/English/News/EPI-NEWS/2012/>) document the presence of under-reporting therefore the official country estimate reflects an added 3 percentage points for DTP, Hib, IPV, PcV and MMR coverage. GoC=R+ D+

Denmark - HIB3

DNK - HIB3



	2013	2014	2015	2016	2017	2018	2019	2020	2021	2022	2023	2024
Estimate	94	94	93	94	98	97	97	97	97	97	97	96
Estimate GoC	••	••	••	••	••	••	••	••	••	••	•	••
Official	94	94	93	94	98	97	97	97	97	97	97	96
Administrative	91	91	90	91	95	96	96	96	96	96	96	96
Survey	-	-	-	-	-	-	-	-	-	-	-	-

The WHO and UNICEF estimates of national immunization coverage (wuenic) are based on data and information that are of varying, and, in some instances, unknown quality. Beginning with the 2011 revision we describe the grade of confidence (GoC) we have in these estimates. As there is no underlying probability model upon which the estimates are based, we are unable to present classical measures of uncertainty, e.g., confidence intervals. Moreover, we have chosen not to make subjective estimates of plausibility/certainty ranges around the coverage. The GoC reflects the degree of empirical support upon which the estimates are based. It is not a judgment of the quality of data reported by national authorities.

- Estimate is supported by reported data [R+], coverage recalculated with an independent denominator from the World Population Prospects: 2024 revision from the UN Population Division (D+), and at least one supporting survey within 2 years [S+]. While well supported, the estimate still carries a risk of being wrong.
- Estimate is supported by at least one data source; [R+], [S+], or [D+]; and no data source, [R-], [D-], or [S-], challenges the estimate.
- There are no directly supporting data; or data from at least one source; [R-], [D-], [S-]; challenge the estimate.

In all cases these estimates should be used with caution and should be assessed in light of the objective for which they are being used.

Description:

- 2024: Estimate informed by reported data. GoC=R+ D+
- 2023: Estimate informed by reported data. Reported coverage corrected for under-reporting in the registry by 1.1 percent. This is based on a cross-sectional study of parents of children born in 2010, living in Copenhagen and who were not registered with a 5-year tetanus, diphtheria, pertussis and polio booster according to the Danish Vaccination Register (DDV). See study of the vaccination coverage for the 5-year booster in Copenhagen, see <https://en.ssi.dk/news/epi-news/2022/no-15-17b—2022>. This study documents that under-reporting to the DDV occurs but to a lesser extent than was found in the previous study in 2013. Estimate challenged by: D-
- 2022: Estimate informed by reported data. Reported coverage corrected for under-reporting in the registry by 1.1 percent. This is based on a cross-sectional study of parents of children born in 2010, living in Copenhagen and who were not registered with a 5-year tetanus, diphtheria, pertussis and polio booster according to the Danish Vaccination Register (DDV). See study of the vaccination coverage for the 5-year booster in Copenhagen, see <https://en.ssi.dk/news/epi-news/2022/no-15-17b—2022>. This study documents that under-reporting to the DDV occurs but to a lesser extent than was found in the previous study in 2013. GoC=R+ D+
- 2021: Estimate informed by reported data. Reported coverage corrected for under-reporting in the registry by 1.1 percent. This is based on a cross-sectional study of parents of children born in 2010, living in Copenhagen and who were not registered with a 5-year tetanus, diphtheria, pertussis and polio booster according to the Danish Vaccination Register (DDV). See study of the vaccination coverage for the 5-year booster in Copenhagen, see <https://en.ssi.dk/news/epi-news/2022/no-15-17b—2022>. This study documents that under-reporting to the DDV occurs but to a lesser extent than was found in the previous study in 2013. GoC=R+ D+
- 2020: Estimate informed by reported data. Reported coverage corrected for under-reporting in the registry by 1.1 percent. The correction is informed by data in the publication: Wojcik at all, Vaccine 2013; 31(6). GoC=R+ D+
- 2019: Estimate informed by reported data. Reported coverage, which reflects that for children born in 2017, corrected for under-reporting in the registry by 0.4 percent. The correction is informed by data in the publication: Wojcik at all, Vaccine 2013; 31(6). GoC=R+ D+
- 2018: Estimate informed by reported data. Reported coverage corrected for under-reporting in the registry by 1.1 percent. The correction is based on the publication: Wojcik at al, Vaccine 2013; 31(6). GoC=R+ D+
- 2017: Estimate informed by reported data. Survey results (described <http://www.ssi.dk/English/News/EPI-NEWS/2012/>) document the presence of under-reporting therefore the official country estimate reflects an added 3 percentage points for DTP, Hib, IPV, PcV and MMR coverage. Programme reports half month of stockout. GoC=R+ D+
- 2016: Estimate informed by reported data. Survey results (described <http://www.ssi.dk/English/News/EPI-NEWS/2012/>) document the presence of under-

Denmark - Hib3

reporting therefore the official country estimate reflects an added 3 percentage points for DTP, Hib, IPV, PcV and MMR coverage. Reported coverage from the Danish vaccination register, which was introduced in November 2015. GoC=R+ D+

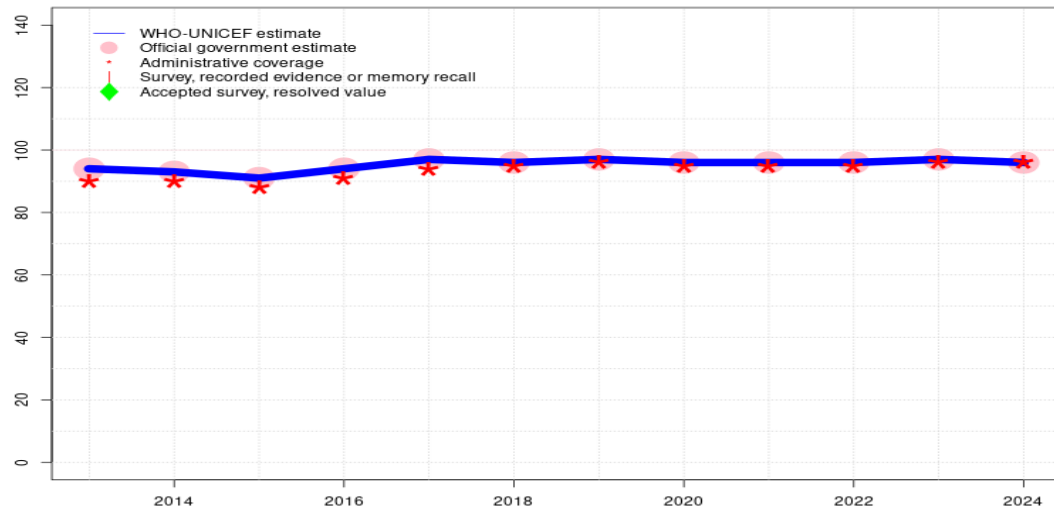
2015: Estimate informed by reported data. Survey results (described <http://www.ssi.dk/English/News/EPI-NEWS/2012/>) document the presence of under-reporting therefore the official country estimate reflects an added 3 percentage points for DTP, Hib, IPV, PcV and MMR coverage. Denmark reported use of HepB given to all children in 2014. It was explained by a shortage of DTaP-Hib-IPV vaccine. HepB vaccine is not recommended by national programme for others than risk groups. Hence, no coverage data reported for HepB3. GoC=R+ D+

2014: Estimate informed by reported data. Survey results (described <http://www.ssi.dk/English/News/EPI-NEWS/2012/>) document the presence of under-reporting therefore the official country estimate reflects an added 3 percentage points for DTP, Hib, IPV, PcV and MMR coverage. Denmark reported use of HepB given to all children in 2014. It was explained by a shortage of DTaP-Hib-IPV vaccine. HepB vaccine is not recommended by national programme for others than risk groups. Hence, no coverage data reported for HepB3. GoC=R+ D+

2013: Estimate informed by reported data. Survey results (described <http://www.ssi.dk/English/News/EPI-NEWS/2012/>) document the presence of under-reporting therefore the official country estimate reflects an added 3 percentage points for DTP, Hib, IPV, PcV and MMR coverage. GoC=R+ D+

Denmark - PCV3

DNK - PCV3



	2013	2014	2015	2016	2017	2018	2019	2020	2021	2022	2023	2024
Estimate	94	93	91	94	97	96	97	96	96	96	97	96
Estimate GoC	●●	●●	●●	●●	●●	●●	●●	●●	●●	●●	●	●●
Official	94	93	91	94	97	96	97	96	96	96	97	96
Administrative	90	90	88	91	94	95	96	95	95	95	96	96
Survey	-	-	-	-	-	-	-	-	-	-	-	-

The WHO and UNICEF estimates of national immunization coverage (wuenic) are based on data and information that are of varying, and, in some instances, unknown quality. Beginning with the 2011 revision we describe the grade of confidence (GoC) we have in these estimates. As there is no underlying probability model upon which the estimates are based, we are unable to present classical measures of uncertainty, e.g., confidence intervals. Moreover, we have chosen not to make subjective estimates of plausibility/certainty ranges around the coverage. The GoC reflects the degree of empirical support upon which the estimates are based. It is not a judgment of the quality of data reported by national authorities.

- Estimate is supported by reported data [R+], coverage recalculated with an independent denominator from the World Population Prospects: 2024 revision from the UN Population Division (D+), and at least one supporting survey within 2 years [S+]. While well supported, the estimate still carries a risk of being wrong.
- Estimate is supported by at least one data source; [R+], [S+], or [D+]; and no data source, [R-], [D-], or [S-], challenges the estimate.
- There are no directly supporting data; or data from at least one source; [R-], [D-], [S-]; challenge the estimate.

In all cases these estimates should be used with caution and should be assessed in light of the objective for which they are being used.

Description:

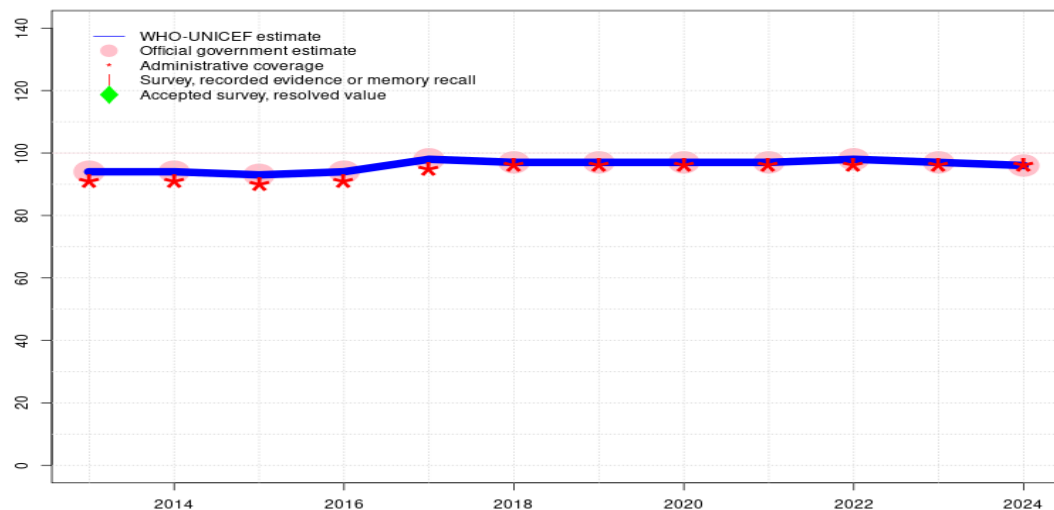
- 2024: Estimate informed by reported data. GoC=R+ D+
- 2023: Estimate informed by reported data. Reported coverage corrected for under-reporting in the registry by 1.1 percent. This is based on a cross-sectional study of parents of children born in 2010, living in Copenhagen and who were not registered with a 5-year tetanus, diphtheria, pertussis and polio booster according to the Danish Vaccination Register (DDV). See study of the vaccination coverage for the 5-year booster in Copenhagen, see <https://en.ssi.dk/news/epi-news/2022/no-15-17b—2022>. This study documents that under-reporting to the DDV occurs but to a lesser extent than was found in the previous study in 2013. Estimate challenged by: D-
- 2022: Estimate informed by reported data. Reported coverage corrected for under-reporting in the registry by 1.1 percent. This is based on a cross-sectional study of parents of children born in 2010, living in Copenhagen and who were not registered with a 5-year tetanus, diphtheria, pertussis and polio booster according to the Danish Vaccination Register (DDV). See study of the vaccination coverage for the 5-year booster in Copenhagen, see <https://en.ssi.dk/news/epi-news/2022/no-15-17b—2022>. This study documents that under-reporting to the DDV occurs but to a lesser extent than was found in the previous study in 2013. GoC=R+ D+
- 2021: Estimate informed by reported data. Reported coverage corrected for under-reporting in the registry by 1.1 percent. This is based on a cross-sectional study of parents of children born in 2010, living in Copenhagen and who were not registered with a 5-year tetanus, diphtheria, pertussis and polio booster according to the Danish Vaccination Register (DDV). See study of the vaccination coverage for the 5-year booster in Copenhagen, see <https://en.ssi.dk/news/epi-news/2022/no-15-17b—2022>. This study documents that under-reporting to the DDV occurs but to a lesser extent than was found in the previous study in 2013. GoC=R+ D+
- 2020: Estimate informed by reported data. Reported coverage corrected for under-reporting in the registry by 1.1 percent. The correction is informed by data in the publication: Wojcik at all, Vaccine 2013; 31(6). GoC=R+ D+
- 2019: Estimate informed by reported data. GoC=R+ D+
- 2018: Estimate informed by reported data. Reported coverage corrected for under-reporting in the registry by 1.1 percent. The correction is based on the publication: Wojcik at al, Vaccine 2013; 31(6). GoC=R+ D+
- 2017: Estimate informed by reported data. Survey results (described <http://www.ssi.dk/English/News/EPI-NEWS/2012/>) document the presence of under-reporting therefore the official country estimate reflects an added 3 percentage points for DTP, Hib, IPV, PcV and MMR coverage. GoC=R+ D+
- 2016: Estimate informed by reported data. Survey results (described <http://www.ssi.dk/English/News/EPI-NEWS/2012/>) document the presence of under-reporting therefore the official country estimate reflects an added 3 percentage points for DTP, Hib, IPV, PcV and MMR coverage. Reported coverage from the Danish vaccination register, which was introduced in November 2015. GoC=R+ D+

Denmark - PCV3

- 2015: Estimate informed by reported data. Survey results (described <http://www.ssi.dk/English/News/EPI-NEWS/2012/>) document the presence of under-reporting therefore the official country estimate reflects an added 3 to 4 percentage points for DTP, Hib, IPV, PcV and MMR coverage. GoC=R+ D+
- 2014: Estimate informed by reported data. Survey results (described <http://www.ssi.dk/English/News/EPI-NEWS/2012/>) document the presence of under-reporting therefore the official country estimate reflects an added 3 to 4 percentage points for DTP, Hib, IPV, PcV and MMR coverage. GoC=R+ D+
- 2013: Estimate informed by reported data. Survey results (described <http://www.ssi.dk/English/News/EPI-NEWS/2012/>) document the presence of under-reporting therefore the official country estimate reflects an added 3 to 4 percentage points for DTP, Hib, IPV, PcV and MMR coverage. Estimate of 94 percent changed from previous revision value of 90 percent. GoC=R+ D+

Denmark - POL3

DNK - POL3



	2013	2014	2015	2016	2017	2018	2019	2020	2021	2022	2023	2024
Estimate	94	94	93	94	98	97	97	97	97	98	97	96
Estimate GoC	••	••	••	••	••	••	••	••	••	••	•	••
Official	94	94	93	94	98	97	97	97	97	98	97	96
Administrative	91	91	90	91	95	96	96	96	96	96	96	96
Survey	-	-	-	-	-	-	-	-	-	-	-	-

The WHO and UNICEF estimates of national immunization coverage (wuenic) are based on data and information that are of varying, and, in some instances, unknown quality. Beginning with the 2011 revision we describe the grade of confidence (GoC) we have in these estimates. As there is no underlying probability model upon which the estimates are based, we are unable to present classical measures of uncertainty, e.g., confidence intervals. Moreover, we have chosen not to make subjective estimates of plausibility/certainty ranges around the coverage. The GoC reflects the degree of empirical support upon which the estimates are based. It is not a judgment of the quality of data reported by national authorities.

- Estimate is supported by reported data [R+], coverage recalculated with an independent denominator from the World Population Prospects: 2024 revision from the UN Population Division (D+), and at least one supporting survey within 2 years [S+]. While well supported, the estimate still carries a risk of being wrong.
- Estimate is supported by at least one data source; [R+], [S+], or [D+]; and no data source, [R-], [D-], or [S-], challenges the estimate.
- There are no directly supporting data; or data from at least one source; [R-], [D-], [S-]; challenge the estimate.

In all cases these estimates should be used with caution and should be assessed in light of the objective for which they are being used.

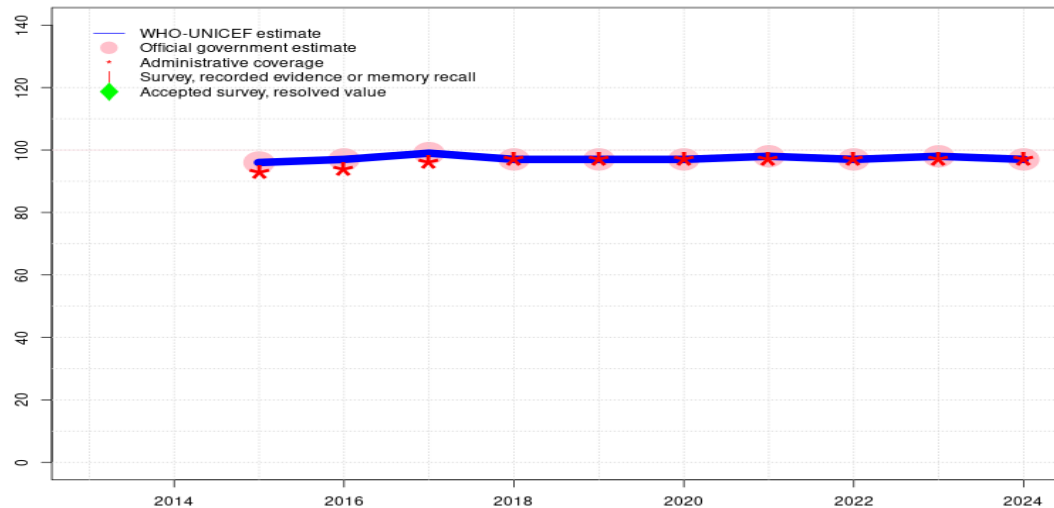
Description:

- 2024: Estimate informed by reported data. GoC=R+ D+
- 2023: Estimate informed by reported data. Reported coverage corrected for under-reporting in the registry by 1.1 percent. This is based on a cross-sectional study of parents of children born in 2010, living in Copenhagen and who were not registered with a 5-year tetanus, diphtheria, pertussis and polio booster according to the Danish Vaccination Register (DDV). See study of the vaccination coverage for the 5-year booster in Copenhagen, see <https://en.ssi.dk/news/epi-news/2022/no-15-17b—2022>. This study documents that under-reporting to the DDV occurs but to a lesser extent than was found in the previous study in 2013. Estimate challenged by: D-
- 2022: Estimate informed by reported data. Reported coverage corrected for under-reporting in the registry by 1.1 percent. This is based on a cross-sectional study of parents of children born in 2010, living in Copenhagen and who were not registered with a 5-year tetanus, diphtheria, pertussis and polio booster according to the Danish Vaccination Register (DDV). See study of the vaccination coverage for the 5-year booster in Copenhagen, see <https://en.ssi.dk/news/epi-news/2022/no-15-17b—2022>. This study documents that under-reporting to the DDV occurs but to a lesser extent than was found in the previous study in 2013. GoC=R+ D+
- 2021: Estimate informed by reported data. Reported coverage corrected for under-reporting in the registry by 1.1 percent. This is based on a cross-sectional study of parents of children born in 2010, living in Copenhagen and who were not registered with a 5-year tetanus, diphtheria, pertussis and polio booster according to the Danish Vaccination Register (DDV). See study of the vaccination coverage for the 5-year booster in Copenhagen, see <https://en.ssi.dk/news/epi-news/2022/no-15-17b—2022>. This study documents that under-reporting to the DDV occurs but to a lesser extent than was found in the previous study in 2013. GoC=R+ D+
- 2020: Estimate informed by reported data. Reported coverage corrected for under-reporting in the registry by 1.1 percent. The correction is informed by data in the publication: Wojcik at al, Vaccine 2013; 31(6). GoC=R+ D+
- 2019: Estimate informed by reported data. Reported coverage, which reflects that for children born in 2017, corrected for under-reporting in the registry by 0.4 percent. The correction is informed by data in the publication: Wojcik at al, Vaccine 2013; 31(6). GoC=R+ D+
- 2018: Estimate informed by reported data. Reported coverage corrected for under-reporting in the registry by 1.1 percent. The correction is based on the publication: Wojcik at al, Vaccine 2013; 31(6). GoC=R+ D+
- 2017: Estimate informed by reported data. Survey results (described <http://www.ssi.dk/English/News/EPI-NEWS/2012/>) document the presence of under-reporting, therefore the official country estimate reflects an added three percentage points for DTP, Hib, IPV, PcV and MMR coverage. GoC=R+ D+
- 2016: Estimate informed by reported data. Survey results (described <http://www.ssi.dk/English/News/EPI-NEWS/2012/>) document the presence of under-reporting, therefore the official country estimate reflects an added three percentage

- points for DTP, Hib, IPV, PcV and MMR coverage. Reported coverage from the Danish vaccination register, which was introduced in November 2015. GoC=R+ D+
- 2015: Estimate informed by reported data. Survey results (described <http://www.ssi.dk/English/News/EPI-NEWS/2012/>) document the presence of under-reporting therefore the official country estimate reflects an added 3 percentage points for DTP, Hib, IPV, PcV and MMR coverage. GoC=R+ D+
- 2014: Estimate informed by reported data. Survey results (described <http://www.ssi.dk/English/News/EPI-NEWS/2012/>) document the presence of under-reporting therefore the official country estimate reflects an added 3 percentage points for DTP, Hib, IPV, PcV and MMR coverage. It was explained by a shortage of DTaP-Hib-IPV vaccine. GoC=R+ D+
- 2013: Estimate informed by reported data. Survey results (described <http://www.ssi.dk/English/News/EPI-NEWS/2012/>) document the presence of under-reporting therefore the official country estimate reflects an added 3 percentage points for DTP, Hib, IPV, PcV and MMR coverage. GoC=R+ D+

Denmark - IPV1

DNK - IPV1



	2013	2014	2015	2016	2017	2018	2019	2020	2021	2022	2023	2024
Estimate	-	-	96	97	99	97	97	97	98	97	98	97
Estimate GoC	-	-	●●	●●	●●	●●	●●	●●	●●	●	●●	●●
Official	-	-	96	97	99	97	97	97	98	97	98	97
Administrative	-	-	93	94	96	97	97	97	97	97	97	97
Survey	-	-	-	-	-	-	-	-	-	-	-	-

The WHO and UNICEF estimates of national immunization coverage (wuenic) are based on data and information that are of varying, and, in some instances, unknown quality. Beginning with the 2011 revision we describe the grade of confidence (GoC) we have in these estimates. As there is no underlying probability model upon which the estimates are based, we are unable to present classical measures of uncertainty, e.g., confidence intervals. Moreover, we have chosen not to make subjective estimates of plausibility/certainty ranges around the coverage. The GoC reflects the degree of empirical support upon which the estimates are based. It is not a judgment of the quality of data reported by national authorities.

- Estimate is supported by reported data [R+], coverage recalculated with an independent denominator from the World Population Prospects: 2024 revision from the UN Population Division (D+), and at least one supporting survey within 2 years [S+]. While well supported, the estimate still carries a risk of being wrong.
- Estimate is supported by at least one data source; [R+], [S+], or [D+]; and no data source, [R-], [D-], or [S-], challenges the estimate.
- There are no directly supporting data; or data from at least one source; [R-], [D-], [S-]; challenge the estimate.

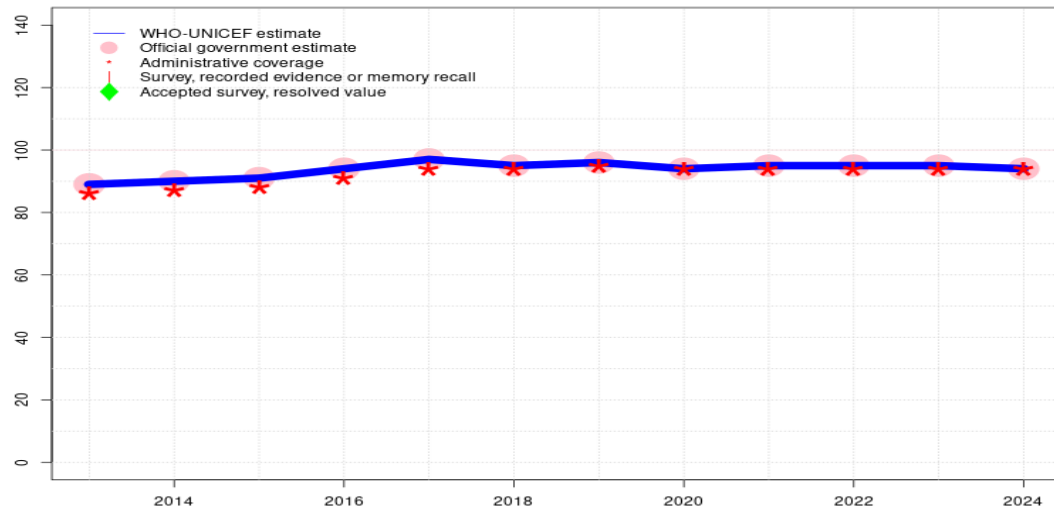
In all cases these estimates should be used with caution and should be assessed in light of the objective for which they are being used.

Description:

- 2024: Estimate informed by reported data. GoC=R+ D+
- 2023: Estimate informed by reported data. Reported coverage corrected for under-reporting in the registry by 0.6 percent. This is based on a cross-sectional study of parents of children born in 2010, living in Copenhagen and who were not registered with a 5-year tetanus, diphtheria, pertussis and polio booster according to the Danish Vaccination Register (DDV). See study of the vaccination coverage for the 5-year booster in Copenhagen, see <https://en.ssi.dk/news/epi-news/2022/no-15-17b—2022>. This study documents that under-reporting to the DDV occurs but to a lesser extent than was found in the previous study in 2013. GoC=R+ D+
- 2022: Estimate informed by reported data. Reported coverage corrected for under-reporting in the registry by 0.6 percent. This is based on a cross-sectional study of parents of children born in 2010, living in Copenhagen and who were not registered with a 5-year tetanus, diphtheria, pertussis and polio booster according to the Danish Vaccination Register (DDV). See study of the vaccination coverage for the 5-year booster in Copenhagen, see <https://en.ssi.dk/news/epi-news/2022/no-15-17b—2022>. This study documents that under-reporting to the DDV occurs but to a lesser extent than was found in the previous study in 2013. Estimate challenged by: D-
- 2021: Estimate informed by reported data. Reported coverage corrected for under-reporting in the registry by 0.6 percent. This is based on a cross-sectional study of parents of children born in 2010, living in Copenhagen and who were not registered with a 5-year tetanus, diphtheria, pertussis and polio booster according to the Danish Vaccination Register (DDV). See study of the vaccination coverage for the 5-year booster in Copenhagen, see <https://en.ssi.dk/news/epi-news/2022/no-15-17b—2022>. This study documents that under-reporting to the DDV occurs but to a lesser extent than was found in the previous study in 2013. GoC=R+ D+
- 2020: Estimate informed by reported data. Reported coverage corrected for under-reporting in the registry by 0.6 percent. The correction is informed by data in the publication: Wojcik at all, Vaccine 2013; 31(6). GoC=R+ D+
- 2019: Estimate informed by reported data. Reported coverage, which reflects that for children born in 2018, corrected for under-reporting in the registry by 0.4 percent. The correction is informed by data in the publication: Wojcik at all, Vaccine 2013; 31(6). GoC=R+ D+
- 2018: Estimate informed by reported data. Reported coverage corrected for under-reporting in the registry by 0.6 percent. The correction is based on the publication: Wojcik at al, Vaccine 2013; 31(6). GoC=R+ D+
- 2017: Estimate informed by reported data. Programme reports half month of stockout. GoC=R+ D+
- 2016: Estimate informed by reported data. Reported coverage from the Danish vaccination register, which was introduced in November 2015. GoC=R+ D+
- 2015: Estimate informed by reported data. GoC=R+ D+

Denmark - MCV1

DNK - MCV1



	2013	2014	2015	2016	2017	2018	2019	2020	2021	2022	2023	2024
Estimate	89	90	91	94	97	95	96	94	95	95	95	94
Estimate GoC	••	••	••	••	••	••	••	••	••	••	•	••
Official	89	90	91	94	97	95	96	94	95	95	95	94
Administrative	86	87	88	91	94	94	95	94	94	94	94	94
Survey	-	-	-	-	-	-	-	-	-	-	-	-

The WHO and UNICEF estimates of national immunization coverage (wuenic) are based on data and information that are of varying, and, in some instances, unknown quality. Beginning with the 2011 revision we describe the grade of confidence (GoC) we have in these estimates. As there is no underlying probability model upon which the estimates are based, we are unable to present classical measures of uncertainty, e.g., confidence intervals. Moreover, we have chosen not to make subjective estimates of plausibility/certainty ranges around the coverage. The GoC reflects the degree of empirical support upon which the estimates are based. It is not a judgment of the quality of data reported by national authorities.

- Estimate is supported by reported data [R+], coverage recalculated with an independent denominator from the World Population Prospects: 2024 revision from the UN Population Division (D+), and at least one supporting survey within 2 years [S+]. While well supported, the estimate still carries a risk of being wrong.
- Estimate is supported by at least one data source; [R+], [S+], or [D+]; and no data source, [R-], [D-], or [S-], challenges the estimate.
- There are no directly supporting data; or data from at least one source; [R-], [D-], [S-]; challenge the estimate.

In all cases these estimates should be used with caution and should be assessed in light of the objective for which they are being used.

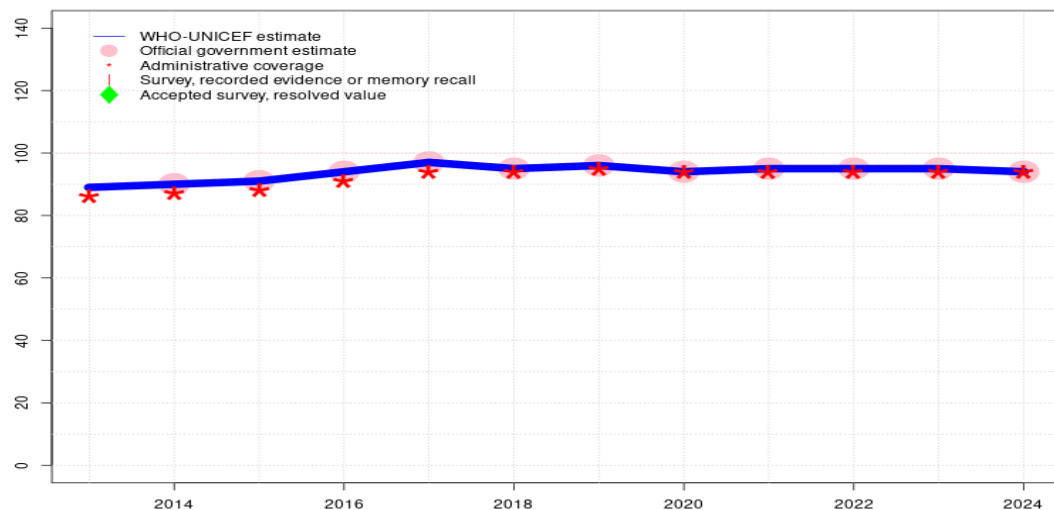
Description:

- 2024: Estimate informed by reported data. GoC=R+ D+
- 2023: Estimate informed by reported data. Reported coverage corrected for under-reporting in the registry by 0.8 percent. This is based on a cross-sectional study of parents of children born in 2010, living in Copenhagen and who were not registered with a 5-year tetanus, diphtheria, pertussis and polio booster according to the Danish Vaccination Register (DDV). See study of the vaccination coverage for the 5-year booster in Copenhagen, see <https://en.ssi.dk/news/epi-news/2022/no-15-17b—2022>. This study documents that under-reporting to the DDV occurs but to a lesser extent than was found in the previous study in 2013. Estimate challenged by: D-
- 2022: Estimate informed by reported data. Reported coverage corrected for under-reporting in the registry by 0.8 percent. This is based on a cross-sectional study of parents of children born in 2010, living in Copenhagen and who were not registered with a 5-year tetanus, diphtheria, pertussis and polio booster according to the Danish Vaccination Register (DDV). See study of the vaccination coverage for the 5-year booster in Copenhagen, see <https://en.ssi.dk/news/epi-news/2022/no-15-17b—2022>. This study documents that under-reporting to the DDV occurs but to a lesser extent than was found in the previous study in 2013. GoC=R+ D+
- 2021: Estimate informed by reported data. Reported coverage corrected for under-reporting in the registry by 0.8 percent. This is based on a cross-sectional study of parents of children born in 2010, living in Copenhagen and who were not registered with a 5-year tetanus, diphtheria, pertussis and polio booster according to the Danish Vaccination Register (DDV). See study of the vaccination coverage for the 5-year booster in Copenhagen, see <https://en.ssi.dk/news/epi-news/2022/no-15-17b—2022>. This study documents that under-reporting to the DDV occurs but to a lesser extent than was found in the previous study in 2013. GoC=R+ D+
- 2020: Estimate informed by reported data. Reported coverage corrected for under-reporting in the registry by 0.8 percent. The correction is informed by data in the publication: Wojcik at all, Vaccine 2013; 31(6). GoC=R+ D+
- 2019: Estimate informed by reported data. Reported coverage, which reflects that for children born in 2017, corrected for under-reporting in the registry by 0.8 percent. The correction is informed by data in the publication: Wojcik at all, Vaccine 2013; 31(6). GoC=R+ D+
- 2018: Estimate informed by reported data. Reported coverage corrected for under-reporting in the registry by 0.8 percent. The correction is based on the publication: Wojcik at al, Vaccine 2013; 31(6). GoC=R+ D+
- 2017: Estimate informed by reported data. Survey results (described <http://www.ssi.dk/English/News/EPI-NEWS/2012/>) document the presence of under-reporting therefore the official country estimate reflects an added 3 percentage points for DTP, Hib, IPV, PcV and MMR coverage. GoC=R+ D+
- 2016: Estimate informed by reported data. Survey results (described <http://www.ssi.dk/English/News/EPI-NEWS/2012/>) document the presence of under-reporting therefore the official country estimate reflects an added 3 percentage points

- for DTP, Hib, IPV, PcV and MMR coverage. Reported coverage from the Danish vaccination register, which was introduced in November 2015. GoC=R+ D+
- 2015: Estimate informed by reported data. Survey results (described <http://www.ssi.dk/English/News/EPI-NEWS/2012/>) document the presence of under-reporting therefore the official country estimate reflects an added 3 to 4 percentage points for DTP, Hib, IPV, PcV and MMR coverage. GoC=R+ D+
- 2014: Estimate informed by reported data. Survey results (described <http://www.ssi.dk/English/News/EPI-NEWS/2012/>) document the presence of under-reporting therefore the official country estimate reflects an added 3 to 4 percentage points for DTP, Hib, IPV, PcV and MMR coverage. GoC=R+ D+
- 2013: Estimate informed by reported data. Survey results (described <http://www.ssi.dk/English/News/EPI-NEWS/2012/>) document the presence of under-reporting therefore the official country estimate reflects an added 3 to 4 percentage points for DTP, Hib, IPV, PcV and MMR coverage. GoC=R+ D+

Denmark - RCV1

DNK - RCV1



Description:

2024: Estimate based on estimated MCV1. GoC=R+ D+
 2023: Estimate based on estimated MCV1. Estimate challenged by: D-
 2022: Estimate based on estimated MCV1. GoC=R+ D+
 2021: Estimate based on estimated MCV1. GoC=R+ D+
 2020: Estimate based on estimated MCV1. GoC=R+ D+
 2019: Estimate based on estimated MCV1. GoC=R+ D+
 2018: Estimate based on estimated MCV1. Reported coverage corrected for under-reporting in the registry by 0.8 percent. The correction is based on the publication: Wojcik at al, Vaccine 2013; 31(6). GoC=R+ D+
 2017: Estimate based on estimated MCV1. GoC=R+ D+
 2016: Estimate based on estimated MCV1. Reported coverage from the Danish vaccination register, which was introduced in November 2015. GoC=R+ D+
 2015: Estimate based on estimated MCV1. GoC=R+ D+
 2014: Estimate based on estimated MCV1. GoC=R+ D+
 2013: Estimate based on estimated MCV1. GoC=R+ D+

	2013	2014	2015	2016	2017	2018	2019	2020	2021	2022	2023	2024
Estimate	89	90	91	94	97	95	96	94	95	95	95	94
Estimate GoC	●●	●●	●●	●●	●●	●●	●●	●●	●●	●●	●	●●
Official	-	90	91	94	97	95	96	94	95	95	95	94
Administrative	86	87	88	91	94	94	95	94	94	94	94	94
Survey	-	-	-	-	-	-	-	-	-	-	-	-

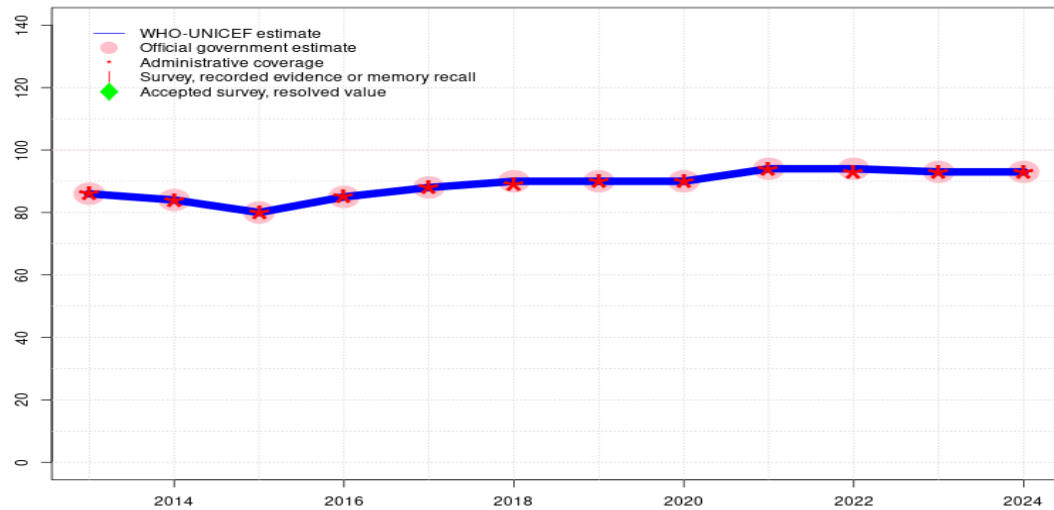
The WHO and UNICEF estimates of national immunization coverage (wuenic) are based on data and information that are of varying, and, in some instances, unknown quality. Beginning with the 2011 revision we describe the grade of confidence (GoC) we have in these estimates. As there is no underlying probability model upon which the estimates are based, we are unable to present classical measures of uncertainty, e.g., confidence intervals. Moreover, we have chosen not to make subjective estimates of plausibility/certainty ranges around the coverage. The GoC reflects the degree of empirical support upon which the estimates are based. It is not a judgment of the quality of data reported by national authorities.

- Estimate is supported by reported data [R+], coverage recalculated with an independent denominator from the World Population Prospects: 2024 revision from the UN Population Division (D+), and at least one supporting survey within 2 years [S+]. While well supported, the estimate still carries a risk of being wrong.
- Estimate is supported by at least one data source; [R+], [S+], or [D+]; and no data source, [R-], [D-], or [S-], challenges the estimate.
- There are no directly supporting data; or data from at least one source; [R-], [D-], [S-]; challenge the estimate.

In all cases these estimates should be used with caution and should be assessed in light of the objective for which they are being used.

Denmark - MCV2

DNK - MCV2



	2013	2014	2015	2016	2017	2018	2019	2020	2021	2022	2023	2024
Estimate	86	84	80	85	88	90	90	90	94	94	93	93
Estimate GoC	•	•	•	••	••	••	••	••	••	••	••	••
Official	86	84	80	85	88	90	90	90	94	94	93	93
Administrative	86	84	80	85	88	89	90	90	94	93	93	93
Survey	-	-	-	-	-	-	-	-	-	-	-	-

The WHO and UNICEF estimates of national immunization coverage (wuenic) are based on data and information that are of varying, and, in some instances, unknown quality. Beginning with the 2011 revision we describe the grade of confidence (GoC) we have in these estimates. As there is no underlying probability model upon which the estimates are based, we are unable to present classical measures of uncertainty, e.g., confidence intervals. Moreover, we have chosen not to make subjective estimates of plausibility/certainty ranges around the coverage. The GoC reflects the degree of empirical support upon which the estimates are based. It is not a judgment of the quality of data reported by national authorities.

- Estimate is supported by reported data [R+], coverage recalculated with an independent denominator from the World Population Prospects: 2024 revision from the UN Population Division (D+), and at least one supporting survey within 2 years [S+]. While well supported, the estimate still carries a risk of being wrong.
- Estimate is supported by at least one data source; [R+], [S+], or [D+]; and no data source, [R-], [D-], or [S-], challenges the estimate.
- There are no directly supporting data; or data from at least one source; [R-], [D-], [S-]; challenge the estimate.

In all cases these estimates should be used with caution and should be assessed in light of the objective for which they are being used.

Description:

- 2024: Estimate informed by reported data. GoC=R+ D+
- 2023: Estimate informed by reported data. Reported coverage corrected for under-reporting in the registry by 0.6 percent. This is based on a cross-sectional study of parents of children born in 2010, living in Copenhagen and who were not registered with a 5-year tetanus, diphtheria, pertussis and polio booster according to the Danish Vaccination Register (DDV). See study of the vaccination coverage for the 5-year booster in Copenhagen, see <https://en.ssi.dk/news/epi-news/2022/no-15-17b—2022>. This study documents that under-reporting to the DDV occurs but to a lesser extent than was found in the previous study in 2013. GoC=R+ D+
- 2022: Estimate informed by reported data. Reported coverage corrected for under-reporting in the registry by 0.6 percent. This is based on a cross-sectional study of parents of children born in 2010, living in Copenhagen and who were not registered with a 5-year tetanus, diphtheria, pertussis and polio booster according to the Danish Vaccination Register (DDV). See study of the vaccination coverage for the 5-year booster in Copenhagen, see <https://en.ssi.dk/news/epi-news/2022/no-15-17b—2022>. This study documents that under-reporting to the DDV occurs but to a lesser extent than was found in the previous study in 2013. GoC=R+ D+
- 2021: Estimate informed by reported data. Reported coverage corrected for under-reporting in the registry by 0.6 percent. This is based on a cross-sectional study of parents of children born in 2010, living in Copenhagen and who were not registered with a 5-year tetanus, diphtheria, pertussis and polio booster according to the Danish Vaccination Register (DDV). See study of the vaccination coverage for the 5-year booster in Copenhagen, see <https://en.ssi.dk/news/epi-news/2022/no-15-17b—2022>. This study documents that under-reporting to the DDV occurs but to a lesser extent than was found in the previous study in 2013. GoC=R+ D+
- 2020: Estimate informed by reported data. Reported coverage corrected for under-reporting in the registry by 0.6 percent. The correction is informed by data in the publication: Wojcik at all, Vaccine 2013; 31(6). GoC=R+ D+
- 2019: Estimate informed by reported data. Reported coverage, which reflects that for children born in 2014, corrected for under-reporting in the registry by 0.6 percent. The correction is informed by data in the publication: Wojcik at all, Vaccine 2013; 31(6). GoC=R+ D+
- 2018: Estimate informed by reported data. Reported coverage corrected for under-reporting in the registry by 0.6 percent. The correction is based on the publication: Wojcik at al, Vaccine 2013; 31(6). GoC=R+ D+
- 2017: Estimate informed by reported data. GoC=R+ D+
- 2016: Estimate informed by reported data. Reported coverage from the Danish vaccination register, which was introduced in November 2015. GoC=R+ D+
- 2015: Estimate informed by reported data. Estimate challenged by: D-
- 2014: Estimate informed by reported data. Survey results (described <http://www.ssi.dk/English/News/EPI-NEWS/2012/>) document the presence of under-reporting therefore the official country estimate reflects an added 3 to 4 percentage points

Denmark - MCV2

for MMR first dose coverage but not for the second dose coverage. Estimate challenged by: D-

2013: Estimate informed by reported data. Survey results (described <http://www.ssi.dk/English/News/EPI-NEWS/2012/>) document the presence of under-reporting therefore the official country estimate reflects an added 3 to 4 percentage points for MMR first dose coverage but not for the second dose coverage. Estimate challenged by: D-

Further information and estimates for previous years are available at:

<https://data.unicef.org/topic/child-health/immunization/>

<https://immunizationdata.who.int/listing.html>