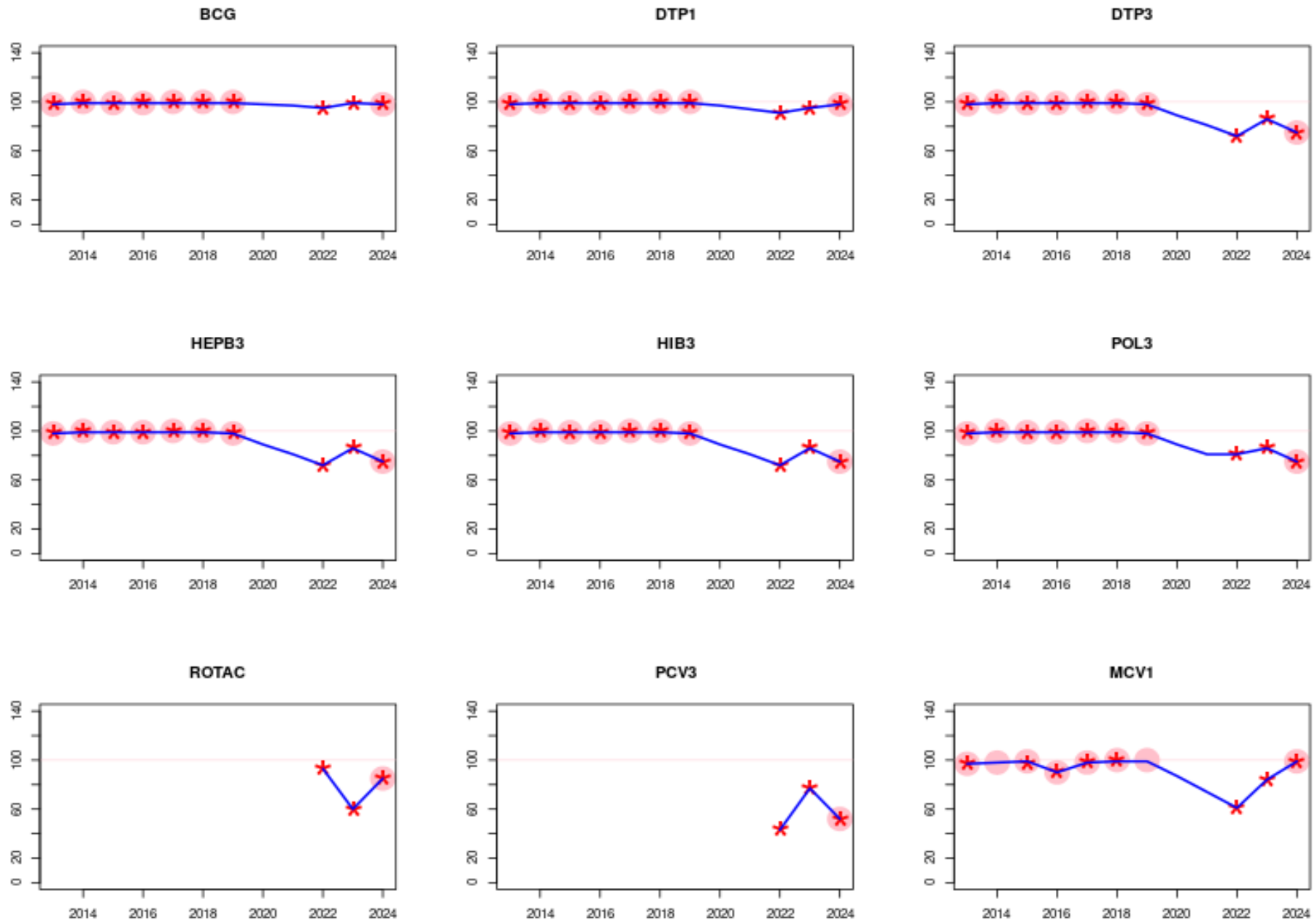


## Cook Islands: WHO and UNICEF estimates of immunization coverage: 2024 revision



**BACKGROUND NOTE** Each year WHO and UNICEF jointly review reports submitted by Member States regarding national immunization coverage, finalized survey reports as well as data from published and grey literature. Based on these data, with due consideration to potential biases and the views of local experts, WHO and UNICEF attempt to distinguish between situations where available empirical data accurately reflect immunization system performance and those where the data are likely compromised and present a misleading view of coverage.

WHO and UNICEF estimates are country-specific; that is to say, each country's data are reviewed individually, and data are not borrowed from other countries in the absence of data. Estimates are not based on ad hoc adjustments to reported data; in some instances empirical data are available from a single source, usually the nationally reported coverage data. In cases where no data are available for a given country/vaccine/year combination, data are considered from earlier and later years and interpolated to estimate coverage for the missing year(s). In cases where data sources are mixed and show large variation, an attempt is made to identify the most likely estimate with consideration of the possible biases in available data. For methods see:

\* Burton et al. 2009. Bull World Health Organ. \* Burton et al. 2012. PLoS One.  
\* Brown et al. 2013. Open Pub Health Journal. \* Danovaro-Holliday et al. 2021. Gates Open Res.

## DATA SOURCES

**ADMINISTRATIVE coverage:** Reported by national authorities and based on aggregated administrative reports from health service providers on the number of vaccinations administered during a given period (numerator data) and reported target population data (denominator data). May be biased by inaccurate numerator and/or denominator data.

**OFFICIAL coverage:** Estimated coverage reported by national authorities that reflects their assessment of the most likely coverage based on any combination of administrative coverage, survey-based estimates or other data sources or adjustments. Approaches to determine OFFICIAL coverage may differ across countries.

**SURVEY coverage:** Based on estimated coverage from population-based household surveys among children aged 6-11, 12-23 or 24-35 months following a review of survey methods and results. Information is based on the combination of vaccination history from documented evidence or caregiver recall. Survey results are considered for the appropriate birth cohort based on data collection period.

## ABBREVIATIONS AND DEFINITIONS

**BCG:** percentage of births who received one dose of Bacillus Calmette Guérin vaccine.

**DTP1 / DTP3:** percentage of surviving infants who received the 1st / 3rd dose, respectively, of diphtheria and tetanus toxoid with pertussis containing vaccine.

**POL3:** percentage of surviving infants who received the 3rd dose of polio containing vaccine. May be either oral or inactivated polio vaccine.

**IPV1:** percentage of surviving infants who received at least one dose of inactivated polio vaccine. In countries utilizing an immunization schedule recommending either (i) a primary series of three doses of oral polio vaccine (OPV) plus at least one dose of IPV where OPV is included in routine immunization and/or campaign or (ii) a sequential schedule of IPV followed by OPV, WHO and UNICEF estimates for IPV1 reflect coverage with at least one routine dose of IPV among infants < 1 year of age. For countries utilizing IPV containing vaccine only, i.e., no recommended dose of OPV, WHO and UNICEF estimate for IPV1 corresponds to coverage for the 1st dose of IPV.

Production of IPV coverage estimates, which begins in 2015, results in no change of the estimated coverage levels for the 3rd dose of polio (POL3). For countries recommending routine immunization with a primary series of three doses of IPV alone, WHO and UNICEF estimated POL3 coverage is equivalent to estimated coverage with three doses of IPV. For countries with a sequential schedule, estimated POL3 coverage is based on that for the 3rd dose of polio vaccine regardless of vaccine type.

**IPV2:** percentage of surviving infants who received a 2nd dose of inactivated polio vaccine. IPV2 coverage estimates produced for OPV using countries.

**MCV1:** percentage of surviving infants who received the 1st dose of measles containing vaccine. In countries where the national schedule recommends the 1st dose of MCV at 12 months or later based on the epidemiology of disease in the country, coverage estimates reflect the percentage of children who received the 1st dose of MCV as recommended.

**MCV2:** percentage of children who received the 2nd dose of measles containing vaccine according to the nationally recommended schedule.

**RCV1:** percentage of surviving infants who received the 1st dose of rubella containing vaccine. Coverage estimates are based on WHO and UNICEF estimates of coverage for the dose of measles containing vaccine that corresponds to the first measles-rubella combination vaccine. Nationally reported coverage of RCV is not taken into consideration in the production of the estimate.

**HEPB3:** percentage of births which received a dose of hepatitis B vaccine within 24 hours of delivery. Estimates of hepatitis B birth dose coverage are produced only for countries with a universal birth dose policy. Estimates are not produced for countries that recommend a birth dose to infants born to HEPB virus-infected mothers only or where there is insufficient information to determine whether vaccination is within 24 hours of birth.

**HEPB3:** percentage of surviving infants who received the 3rd dose of hepatitis B containing vaccine following the birth dose.

**HIB3:** percentage of surviving infants who received the 3rd dose of Haemophilus influenzae type b containing vaccine.

**ROTAC:** percentage of surviving infants who received the final recommended dose of rotavirus vaccine, which can be either the 2nd or the 3rd dose depending on the vaccine.

**PCV3:** percentage of surviving infants who received the 3rd dose of pneumococcal conjugate vaccine. In countries where the national schedule recommends two doses during infancy and a booster dose at 12 months or later based on the epidemiology of disease in the country, coverage estimates may reflect the percentage of surviving infants who received two doses of PCV prior to the 1st birthday if coverage for the booster dose is not reported.

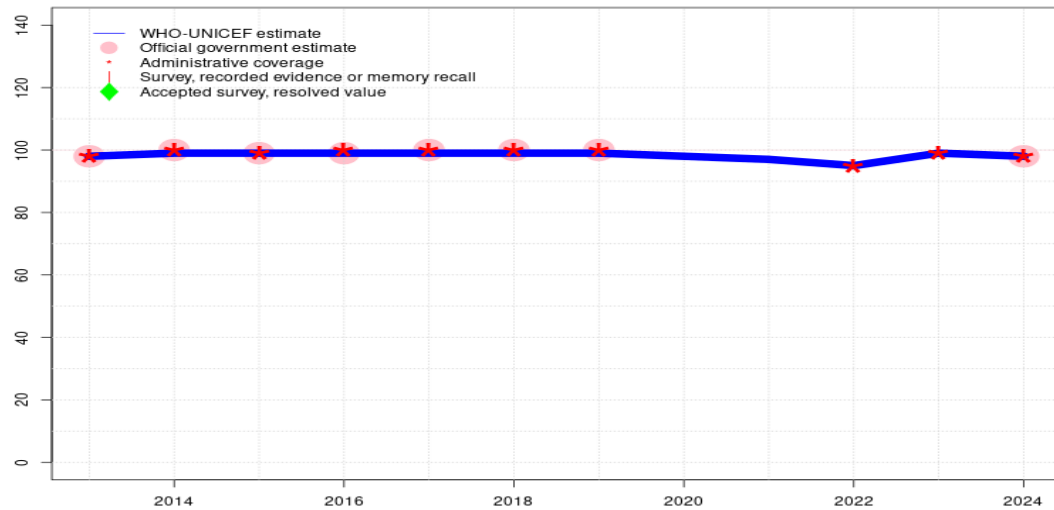
**YFV:** percentage of surviving infants who received one dose of yellow fever vaccine in countries where YFV is part of the national immunization schedule for children or is recommended in at risk areas; coverage estimates are annualized for the entire cohort of surviving infants.

**MENGA:** percentage of children who received one dose of meningococcal A conjugate vaccine. MENGA coverage estimates produced for countries in the meningitis belt of sub-Saharan Africa.

Disclaimer: All reasonable precautions have been taken by the World Health Organization and United Nations Children's Fund to verify the information contained in this publication. However, the published material is being distributed without warranty of any kind, either expressed or implied. The responsibility for the interpretation and use of the material lies with the reader. In no event shall the World Health Organization or United Nations Children's Fund be liable for damages arising from its use.

# Cook Islands - BCG

COK - BCG



## Description:

- 2024: Estimate informed by reported data. Fluctuation in reported data is attributed to small birth cohort. Estimate challenged by: D-
- 2023: Estimate informed by reported administrative data. Fluctuation in reported data is attributed to small birth cohort. Estimate challenged by: D-
- 2022: Estimate informed by reported administrative data. Fluctuation in reported data is attributed to small birth cohort. GoC=Assigned by working group. The small birth cohort size lends to greater variation in reported coverage. As such, and in the absence of periodic independent assessments, uncertainty in the estimated coverage is a concern.
- 2021: Estimate informed by interpolation between reported data. Fluctuation in reported data is attributed to small birth cohort. GoC=Assigned by working group.
- 2020: Estimate informed by interpolation between reported data. Fluctuation in reported data is attributed to small birth cohort. GoC=Assigned by working group.
- 2019: Estimate informed by reported data. Fluctuation in reported data is attributed to small birth cohort. GoC=Assigned by working group.
- 2018: Estimate informed by reported data. Fluctuation in reported data is attributed to small birth cohort. GoC=Assigned by working group.
- 2017: Estimate informed by reported data. Fluctuation in reported data is attributed to small birth cohort. GoC=Assigned by working group.
- 2016: Estimate informed by reported data. Fluctuation in reported data is attributed to small birth cohort. GoC=Assigned by working group.
- 2015: Estimate informed by reported data. Fluctuation in reported data is attributed to small birth cohort. GoC=Assigned by working group.
- 2014: Estimate informed by reported data. Fluctuation in reported data is attributed to small birth cohort. GoC=Assigned by working group.
- 2013: Estimate informed by reported data. Fluctuation in reported data is attributed to small birth cohort. GoC=Assigned by working group.

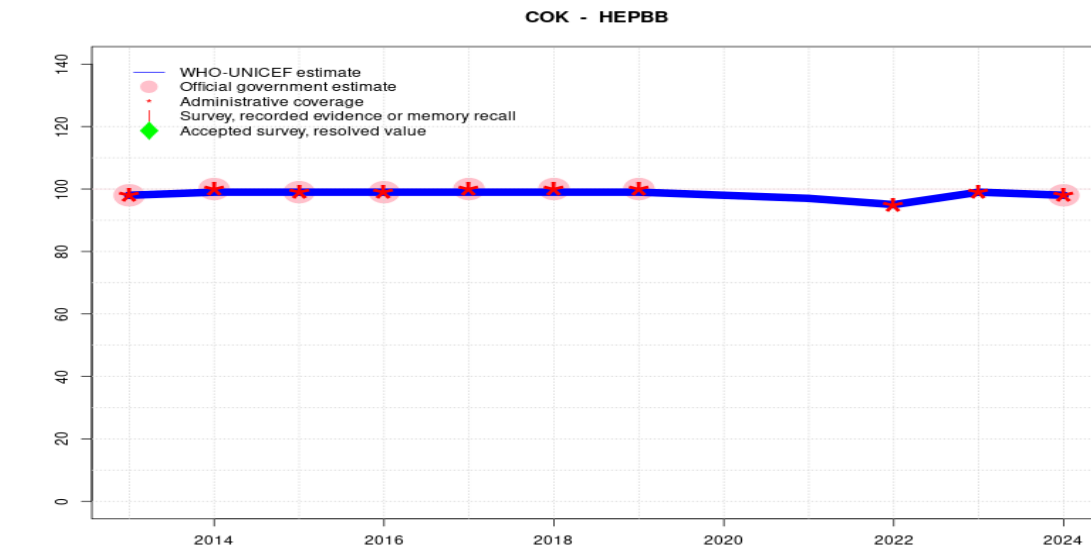
	2013	2014	2015	2016	2017	2018	2019	2020	2021	2022	2023	2024
Estimate	98	99	99	99	99	99	99	98	97	95	99	98
Estimate GoC	●	●	●	●	●	●	●	●	●	●	●	●
Official	98	100	99	99	100	100	100	-	-	-	-	98
Administrative	98	100	99	100	100	100	100	-	-	95	99	98
Survey	-	-	-	-	-	-	-	-	-	-	-	-

The WHO and UNICEF estimates of national immunization coverage (wuenic) are based on data and information that are of varying, and, in some instances, unknown quality. Beginning with the 2011 revision we describe the grade of confidence (GoC) we have in these estimates. As there is no underlying probability model upon which the estimates are based, we are unable to present classical measures of uncertainty, e.g., confidence intervals. Moreover, we have chosen not to make subjective estimates of plausibility/certainty ranges around the coverage. The GoC reflects the degree of empirical support upon which the estimates are based. It is not a judgment of the quality of data reported by national authorities.

- Estimate is supported by reported data [R+], coverage recalculated with an independent denominator from the World Population Prospects: 2024 revision from the UN Population Division (D+), and at least one supporting survey within 2 years [S+]. While well supported, the estimate still carries a risk of being wrong.
- Estimate is supported by at least one data source; [R+], [S+], or [D+]; and no data source, [R-], [D-], or [S-], challenges the estimate.
- There are no directly supporting data; or data from at least one source; [R-], [D-], [S-]; challenge the estimate.

In all cases these estimates should be used with caution and should be assessed in light of the objective for which they are being used.

# Cook Islands - HEPBB



	2013	2014	2015	2016	2017	2018	2019	2020	2021	2022	2023	2024
Estimate	98	99	99	99	99	99	99	98	97	95	99	98
Estimate GoC	●	●	●	●	●	●	●	●	●	●	●	●
Official	98	100	99	99	100	100	100	-	-	-	-	98
Administrative	98	100	99	99	100	100	100	-	-	95	99	98
Survey	-	-	-	-	-	-	-	-	-	-	-	-

The WHO and UNICEF estimates of national immunization coverage (wuenic) are based on data and information that are of varying, and, in some instances, unknown quality. Beginning with the 2011 revision we describe the grade of confidence (GoC) we have in these estimates. As there is no underlying probability model upon which the estimates are based, we are unable to present classical measures of uncertainty, e.g., confidence intervals. Moreover, we have chosen not to make subjective estimates of plausibility/certainty ranges around the coverage. The GoC reflects the degree of empirical support upon which the estimates are based. It is not a judgment of the quality of data reported by national authorities.

- Estimate is supported by reported data [R+], coverage recalculated with an independent denominator from the World Population Prospects: 2024 revision from the UN Population Division (D+), and at least one supporting survey within 2 years [S+]. While well supported, the estimate still carries a risk of being wrong.
- Estimate is supported by at least one data source; [R+], [S+], or [D+]; and no data source, [R-], [D-], or [S-], challenges the estimate.
- There are no directly supporting data; or data from at least one source; [R-], [D-], [S-]; challenge the estimate.

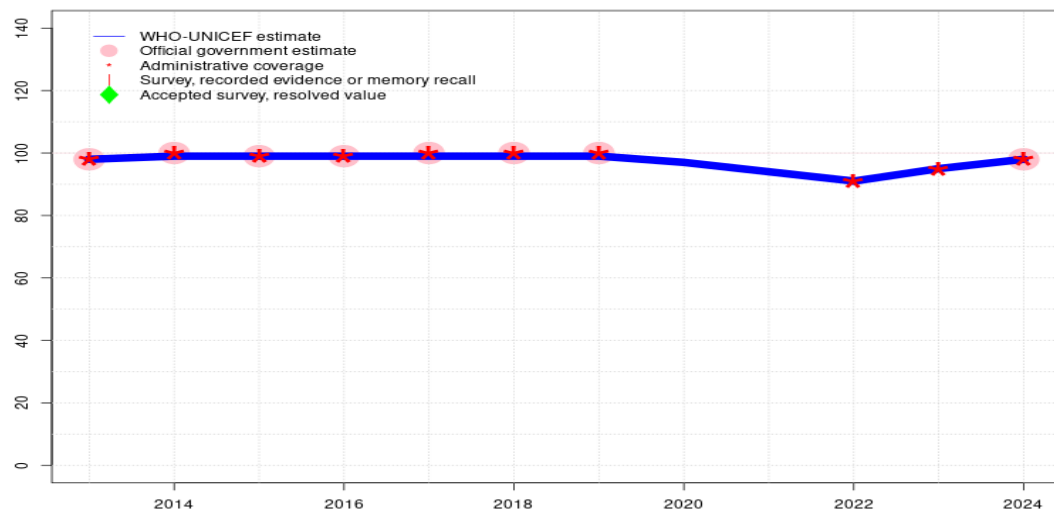
In all cases these estimates should be used with caution and should be assessed in light of the objective for which they are being used.

## Description:

- 2024: Estimate informed by reported data. Fluctuation in reported data is attributed to small birth cohort. Estimate challenged by: D-
- 2023: Estimate informed by reported administrative data. Fluctuation in reported data is attributed to small birth cohort. Estimate challenged by: D-
- 2022: Estimate informed by reported administrative data. Fluctuation in reported data is attributed to small birth cohort. GoC=Assigned by working group. The small birth cohort size lends to greater variation in reported coverage. As such, and in the absence of periodic independent assessments, uncertainty in the estimated coverage is a concern.
- 2021: Estimate informed by interpolation between reported data. Fluctuation in reported data is attributed to small birth cohort. GoC=Assigned by working group.
- 2020: Estimate informed by interpolation between reported data. Fluctuation in reported data is attributed to small birth cohort. GoC=Assigned by working group.
- 2019: Estimate informed by reported data. Fluctuation in reported data is attributed to small birth cohort. GoC=Assigned by working group.
- 2018: Estimate informed by reported data. Fluctuation in reported data is attributed to small birth cohort. GoC=Assigned by working group.
- 2017: Estimate informed by reported data. Fluctuation in reported data is attributed to small birth cohort. GoC=Assigned by working group.
- 2016: Estimate informed by reported data. Fluctuation in reported data is attributed to small birth cohort. GoC=Assigned by working group.
- 2015: Estimate informed by reported data. Fluctuation in reported data is attributed to small birth cohort. GoC=Assigned by working group.
- 2014: Estimate informed by reported data. Fluctuation in reported data is attributed to small birth cohort. GoC=Assigned by working group.
- 2013: Estimate informed by reported data. Fluctuation in reported data is attributed to small birth cohort. GoC=Assigned by working group.

# Cook Islands - DTP1

COK - DTP1



	2013	2014	2015	2016	2017	2018	2019	2020	2021	2022	2023	2024
Estimate	98	99	99	99	99	99	99	97	94	91	95	98
Estimate GoC	●	●	●	●	●	●	●	●	●	●	●	●
Official	98	100	99	99	100	100	100	-	-	-	-	98
Administrative	98	100	99	99	100	100	100	-	-	91	95	98
Survey	-	-	-	-	-	-	-	-	-	-	-	-

The WHO and UNICEF estimates of national immunization coverage (wuenic) are based on data and information that are of varying, and, in some instances, unknown quality. Beginning with the 2011 revision we describe the grade of confidence (GoC) we have in these estimates. As there is no underlying probability model upon which the estimates are based, we are unable to present classical measures of uncertainty, e.g., confidence intervals. Moreover, we have chosen not to make subjective estimates of plausibility/certainty ranges around the coverage. The GoC reflects the degree of empirical support upon which the estimates are based. It is not a judgment of the quality of data reported by national authorities.

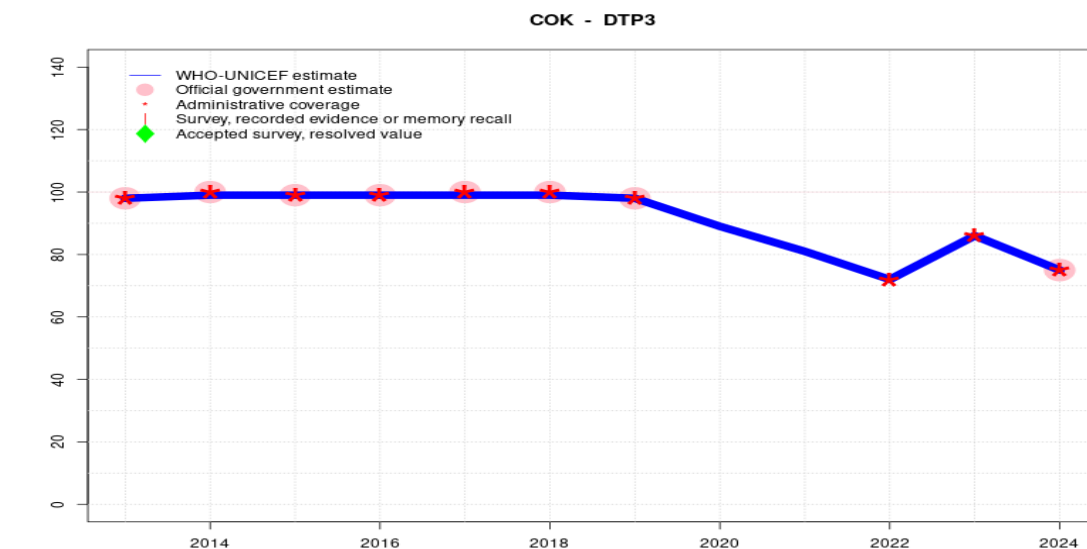
- Estimate is supported by reported data [R+], coverage recalculated with an independent denominator from the World Population Prospects: 2024 revision from the UN Population Division (D+), and at least one supporting survey within 2 years [S+]. While well supported, the estimate still carries a risk of being wrong.
- Estimate is supported by at least one data source; [R+], [S+], or [D+]; and no data source, [R-], [D-], or [S-], challenges the estimate.
- There are no directly supporting data; or data from at least one source; [R-], [D-], [S-]; challenge the estimate.

In all cases these estimates should be used with caution and should be assessed in light of the objective for which they are being used.

## Description:

- 2024: Estimate informed by reported data. Fluctuation in reported data is attributed to small birth cohort. Estimate challenged by: D-
- 2023: Estimate informed by reported administrative data. Fluctuation in reported data is attributed to small birth cohort. Estimate challenged by: D-
- 2022: Estimate informed by reported administrative data. Fluctuation in reported data is attributed to small birth cohort. GoC=Assigned by working group. The small birth cohort size lends to greater variation in reported coverage. As such, and in the absence of periodic independent assessments, uncertainty in the estimated coverage is a concern.
- 2021: Estimate informed by interpolation between reported data. Fluctuation in reported data is attributed to small birth cohort. GoC=Assigned by working group.
- 2020: Estimate informed by interpolation between reported data. Fluctuation in reported data is attributed to small birth cohort. GoC=Assigned by working group.
- 2019: Estimate informed by reported data. Fluctuation in reported data is attributed to small birth cohort. GoC=Assigned by working group.
- 2018: Estimate informed by reported data. Fluctuation in reported data is attributed to small birth cohort. GoC=Assigned by working group.
- 2017: Estimate informed by reported data. Country reports three months vaccine stockout of DTP-containing vaccine. Fluctuation in reported data is attributed to small birth cohort. GoC=Assigned by working group.
- 2016: Estimate informed by reported data. Fluctuation in reported data is attributed to small birth cohort. GoC=Assigned by working group.
- 2015: Estimate informed by reported data. Fluctuation in reported data is attributed to small birth cohort. GoC=Assigned by working group.
- 2014: Estimate informed by reported data. Fluctuation in reported data is attributed to small birth cohort. GoC=Assigned by working group.
- 2013: Estimate informed by reported data. Fluctuation in reported data is attributed to small birth cohort. GoC=Assigned by working group.

# Cook Islands - DTP3



	2013	2014	2015	2016	2017	2018	2019	2020	2021	2022	2023	2024
Estimate	98	99	99	99	99	99	98	89	81	72	86	75
Estimate GoC	●	●	●	●	●	●	●	●	●	●	●	●
Official	98	100	99	99	100	100	98	-	-	-	-	75
Administrative	98	100	99	99	100	100	98	-	-	72	86	75
Survey	-	-	-	-	-	-	-	-	-	-	-	-

The WHO and UNICEF estimates of national immunization coverage (wuenic) are based on data and information that are of varying, and, in some instances, unknown quality. Beginning with the 2011 revision we describe the grade of confidence (GoC) we have in these estimates. As there is no underlying probability model upon which the estimates are based, we are unable to present classical measures of uncertainty, e.g., confidence intervals. Moreover, we have chosen not to make subjective estimates of plausibility/certainty ranges around the coverage. The GoC reflects the degree of empirical support upon which the estimates are based. It is not a judgment of the quality of data reported by national authorities.

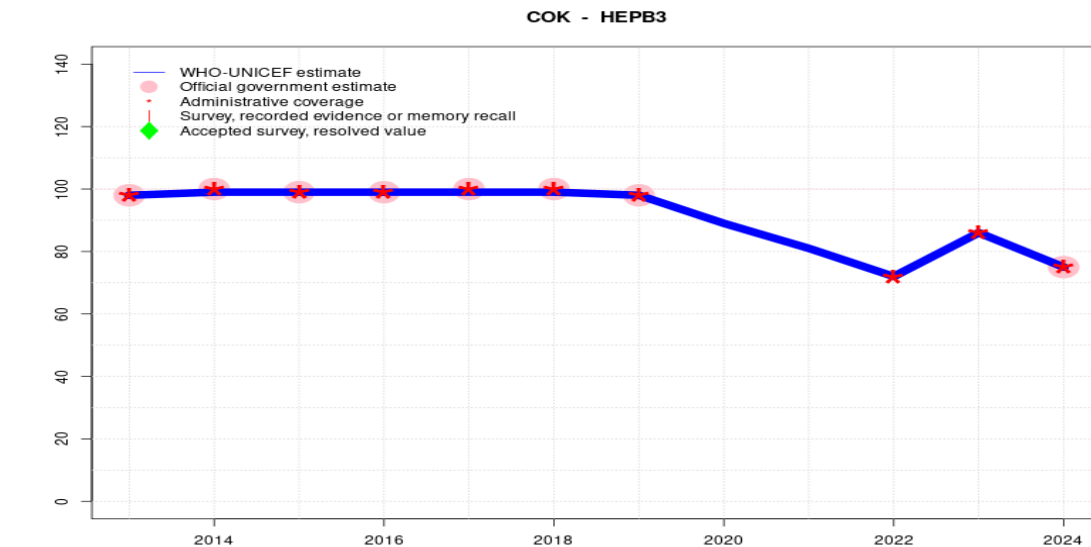
- Estimate is supported by reported data [R+], coverage recalculated with an independent denominator from the World Population Prospects: 2024 revision from the UN Population Division (D+), and at least one supporting survey within 2 years [S+]. While well supported, the estimate still carries a risk of being wrong.
- Estimate is supported by at least one data source; [R+], [S+], or [D+]; and no data source, [R-], [D-], or [S-], challenges the estimate.
- There are no directly supporting data; or data from at least one source; [R-], [D-], [S-]; challenge the estimate.

In all cases these estimates should be used with caution and should be assessed in light of the objective for which they are being used.

## Description:

- 2024: Estimate informed by reported data. Fluctuation in reported data is attributed to small birth cohort. Estimate challenged by: D-
- 2023: Estimate informed by reported administrative data. Fluctuation in reported data is attributed to small birth cohort. Estimate challenged by: D-
- 2022: Estimate informed by reported administrative data. Fluctuation in reported data is attributed to small birth cohort. GoC=Assigned by working group. The small birth cohort size lends to greater variation in reported coverage. As such, and in the absence of periodic independent assessments, uncertainty in the estimated coverage is a concern.
- 2021: Estimate informed by interpolation between reported data. Fluctuation in reported data is attributed to small birth cohort. GoC=Assigned by working group.
- 2020: Estimate informed by interpolation between reported data. Fluctuation in reported data is attributed to small birth cohort. GoC=Assigned by working group.
- 2019: Estimate informed by reported data. Fluctuation in reported data is attributed to small birth cohort. GoC=Assigned by working group.
- 2018: Estimate informed by reported data. Fluctuation in reported data is attributed to small birth cohort. GoC=Assigned by working group.
- 2017: Estimate informed by reported data. Country reports three months vaccine stockout of DTP-containing vaccine. Fluctuation in reported data is attributed to small birth cohort. GoC=Assigned by working group.
- 2016: Estimate informed by reported data. Fluctuation in reported data is attributed to small birth cohort. GoC=Assigned by working group.
- 2015: Estimate informed by reported data. Fluctuation in reported data is attributed to small birth cohort. GoC=Assigned by working group.
- 2014: Estimate informed by reported data. Fluctuation in reported data is attributed to small birth cohort. GoC=Assigned by working group.
- 2013: Estimate informed by reported data. Fluctuation in reported data is attributed to small birth cohort. GoC=Assigned by working group.

# Cook Islands - HEPB3



## Description:

- 2024: Estimate informed by reported data. Fluctuation in reported data is attributed to small birth cohort. Estimate challenged by: D-
- 2023: Estimate informed by reported administrative data. Fluctuation in reported data is attributed to small birth cohort. Estimate of 86 percent changed from previous revision value of 69 percent. Estimate challenged by: D-
- 2022: Estimate informed by reported administrative data. Fluctuation in reported data is attributed to small birth cohort. GoC=Assigned by working group. The small birth cohort size lends to greater variation in reported coverage. As such, and in the absence of periodic independent assessments, uncertainty in the estimated coverage is a concern.
- 2021: Estimate informed by estimated DTP3 coverage. Fluctuation in reported data is attributed to small birth cohort. GoC=Assigned by working group.
- 2020: Estimate informed by estimated DTP3 coverage. Fluctuation in reported data is attributed to small birth cohort. GoC=Assigned by working group.
- 2019: Estimate informed by reported data. Fluctuation in reported data is attributed to small birth cohort. GoC=Assigned by working group.
- 2018: Estimate informed by reported data. Fluctuation in reported data is attributed to small birth cohort. GoC=Assigned by working group.
- 2017: Estimate informed by reported data. Fluctuation in reported data is attributed to small birth cohort. GoC=Assigned by working group.
- 2016: Estimate informed by reported data. Fluctuation in reported data is attributed to small birth cohort. GoC=Assigned by working group.
- 2015: Estimate informed by reported data. Fluctuation in reported data is attributed to small birth cohort. GoC=Assigned by working group.
- 2014: Estimate informed by reported data. Fluctuation in reported data is attributed to small birth cohort. GoC=Assigned by working group.
- 2013: Estimate informed by reported data. Fluctuation in reported data is attributed to small birth cohort. GoC=Assigned by working group.

	2013	2014	2015	2016	2017	2018	2019	2020	2021	2022	2023	2024
Estimate	98	99	99	99	99	99	98	89	81	72	86	75
Estimate GoC	●	●	●	●	●	●	●	●	●	●	●	●
Official	98	100	99	99	100	100	98	-	-	-	-	75
Administrative	98	100	99	99	100	100	98	-	-	72	86	75
Survey	-	-	-	-	-	-	-	-	-	-	-	-

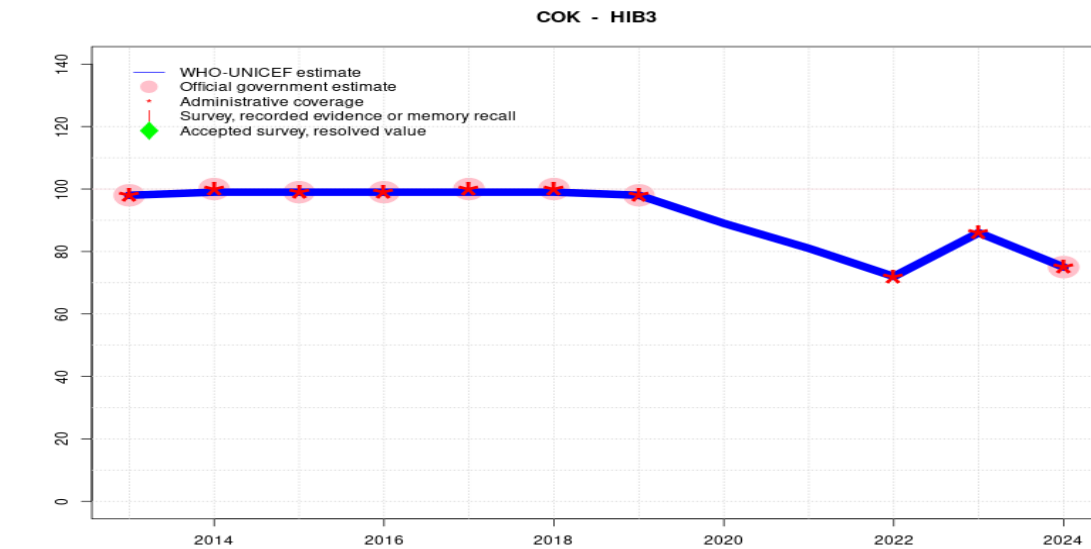
The WHO and UNICEF estimates of national immunization coverage (wuenic) are based on data and information that are of varying, and, in some instances, unknown quality. Beginning with the 2011 revision we describe the grade of confidence (GoC) we have in these estimates. As there is no underlying probability model upon which the estimates are based, we are unable to present classical measures of uncertainty, e.g., confidence intervals. Moreover, we have chosen not to make subjective estimates of plausibility/certainty ranges around the coverage. The GoC reflects the degree of empirical support upon which the estimates are based. It is not a judgment of the quality of data reported by national authorities.

- Estimate is supported by reported data [R+], coverage recalculated with an independent denominator from the World Population Prospects: 2024 revision from the UN Population Division (D+), and at least one supporting survey within 2 years [S+]. While well supported, the estimate still carries a risk of being wrong.
- Estimate is supported by at least one data source; [R+], [S+], or [D+]; and no data source, [R-], [D-], or [S-], challenges the estimate.
- There are no directly supporting data; or data from at least one source; [R-], [D-], [S-]; challenge the estimate.

In all cases these estimates should be used with caution and should be assessed in light of the objective for which they are being used.



# Cook Islands - HIB3



	2013	2014	2015	2016	2017	2018	2019	2020	2021	2022	2023	2024
Estimate	98	99	99	99	99	99	98	89	81	72	86	75
Estimate GoC	●	●	●	●	●	●	●	●	●	●	●	●
Official	98	100	99	99	100	100	98	-	-	-	-	75
Administrative	98	100	99	99	100	100	98	-	-	72	86	75
Survey	-	-	-	-	-	-	-	-	-	-	-	-

The WHO and UNICEF estimates of national immunization coverage (wuenic) are based on data and information that are of varying, and, in some instances, unknown quality. Beginning with the 2011 revision we describe the grade of confidence (GoC) we have in these estimates. As there is no underlying probability model upon which the estimates are based, we are unable to present classical measures of uncertainty, e.g., confidence intervals. Moreover, we have chosen not to make subjective estimates of plausibility/certainty ranges around the coverage. The GoC reflects the degree of empirical support upon which the estimates are based. It is not a judgment of the quality of data reported by national authorities.

- Estimate is supported by reported data [R+], coverage recalculated with an independent denominator from the World Population Prospects: 2024 revision from the UN Population Division (D+), and at least one supporting survey within 2 years [S+]. While well supported, the estimate still carries a risk of being wrong.
- Estimate is supported by at least one data source; [R+], [S+], or [D+]; and no data source, [R-], [D-], or [S-], challenges the estimate.
- There are no directly supporting data; or data from at least one source; [R-], [D-], [S-]; challenge the estimate.

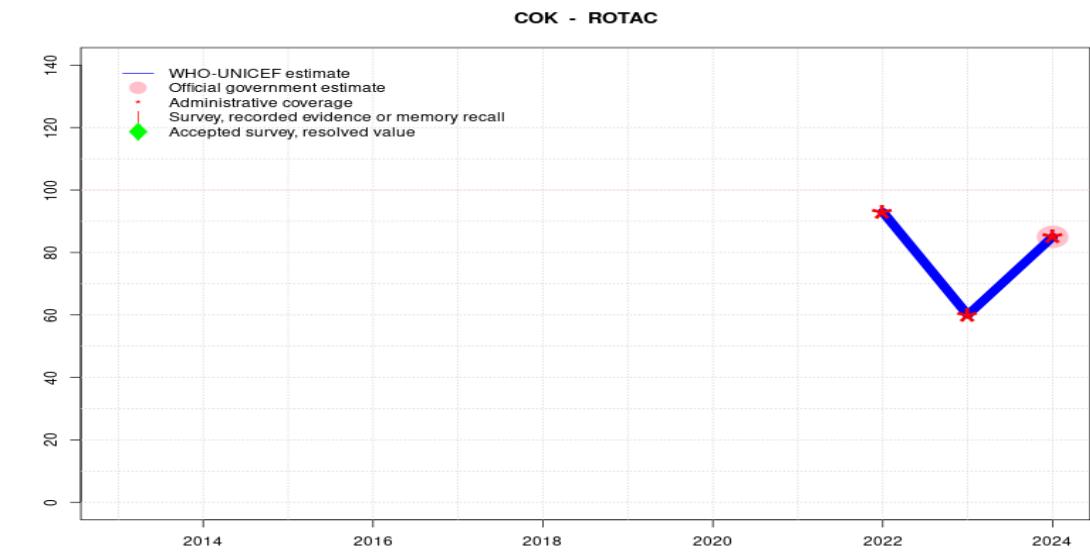
In all cases these estimates should be used with caution and should be assessed in light of the objective for which they are being used.

## Description:

- 2024: Estimate informed by reported data. Fluctuation in reported data is attributed to small birth cohort. Estimate challenged by: D-
- 2023: Estimate informed by reported administrative data. Fluctuation in reported data is attributed to small birth cohort. Estimate of 86 percent changed from previous revision value of 69 percent. Estimate challenged by: D-
- 2022: Estimate informed by reported administrative data. Fluctuation in reported data is attributed to small birth cohort. GoC=Assigned by working group. The small birth cohort size lends to greater variation in reported coverage. As such, and in the absence of periodic independent assessments, uncertainty in the estimated coverage is a concern.
- 2021: Estimate informed by estimated DTP3 coverage. Fluctuation in reported data is attributed to small birth cohort. GoC=Assigned by working group.
- 2020: Estimate informed by estimated DTP3 coverage. Fluctuation in reported data is attributed to small birth cohort. GoC=Assigned by working group.
- 2019: Estimate informed by reported data. Fluctuation in reported data is attributed to small birth cohort. GoC=Assigned by working group.
- 2018: Estimate informed by reported data. Fluctuation in reported data is attributed to small birth cohort. GoC=Assigned by working group.
- 2017: Estimate informed by reported data. Fluctuation in reported data is attributed to small birth cohort. GoC=Assigned by working group.
- 2016: Estimate informed by reported data. Fluctuation in reported data is attributed to small birth cohort. GoC=Assigned by working group.
- 2015: Estimate informed by reported data. Fluctuation in reported data is attributed to small birth cohort. GoC=Assigned by working group.
- 2014: Estimate informed by reported data. Fluctuation in reported data is attributed to small birth cohort. GoC=Assigned by working group.
- 2013: Estimate informed by reported data. Fluctuation in reported data is attributed to small birth cohort. GoC=Assigned by working group.



# Cook Islands - ROTAC



## Description:

2024: Estimate informed by reported data. Fluctuation in reported data is attributed to small birth cohort. Estimate challenged by: D-

2023: Estimate informed by reported administrative data. Fluctuation in reported data is attributed to small birth cohort. GoC=R+ D+

2022: Estimate informed by reported administrative data. Fluctuation in reported data is attributed to small birth cohort. GoC=Assigned by working group. The small birth cohort size lends to greater variation in reported coverage. As such, and in the absence of periodic independent assessments, uncertainty in the estimated coverage is a concern.

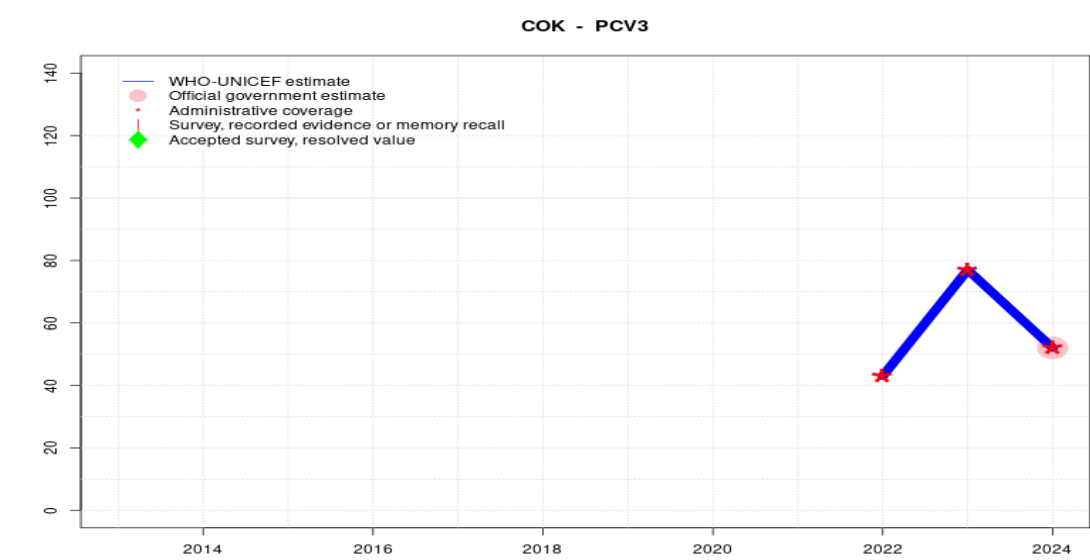
	2013	2014	2015	2016	2017	2018	2019	2020	2021	2022	2023	2024
Estimate	-	-	-	-	-	-	-	-	-	93	60	85
Estimate GoC	-	-	-	-	-	-	-	-	-	●	●●	●
Official	-	-	-	-	-	-	-	-	-	-	-	85
Administrative	-	-	-	-	-	-	-	-	-	93	60	85
Survey	-	-	-	-	-	-	-	-	-	-	-	-

The WHO and UNICEF estimates of national immunization coverage (wuenic) are based on data and information that are of varying, and, in some instances, unknown quality. Beginning with the 2011 revision we describe the grade of confidence (GoC) we have in these estimates. As there is no underlying probability model upon which the estimates are based, we are unable to present classical measures of uncertainty, e.g., confidence intervals. Moreover, we have chosen not to make subjective estimates of plausibility/certainty ranges around the coverage. The GoC reflects the degree of empirical support upon which the estimates are based. It is not a judgment of the quality of data reported by national authorities.

- Estimate is supported by reported data [R+], coverage recalculated with an independent denominator from the World Population Prospects: 2024 revision from the UN Population Division (D+), and at least one supporting survey within 2 years [S+]. While well supported, the estimate still carries a risk of being wrong.
- Estimate is supported by at least one data source; [R+], [S+], or [D+]; and no data source, [R-], [D-], or [S-], challenges the estimate.
- There are no directly supporting data; or data from at least one source; [R-], [D-], [S-]; challenge the estimate.

In all cases these estimates should be used with caution and should be assessed in light of the objective for which they are being used.

# Cook Islands - PCV3



## Description:

- 2024: Estimate informed by reported data. Fluctuation in reported data is attributed to small birth cohort. Estimate challenged by: D-
- 2023: Estimate informed by reported administrative data. Fluctuation in reported data is attributed to small birth cohort. GoC=R+ D+
- 2022: Estimate informed by reported administrative data. Fluctuation in reported data is attributed to small birth cohort. GoC=Assigned by working group. The small birth cohort size lends to greater variation in reported coverage. As such, and in the absence of periodic independent assessments, uncertainty in the estimated coverage is a concern.

	2013	2014	2015	2016	2017	2018	2019	2020	2021	2022	2023	2024
Estimate	-	-	-	-	-	-	-	-	-	43	77	52
Estimate GoC	-	-	-	-	-	-	-	-	-	●	●●	●
Official	-	-	-	-	-	-	-	-	-	-	-	52
Administrative	-	-	-	-	-	-	-	-	-	43	77	52
Survey	-	-	-	-	-	-	-	-	-	-	-	-

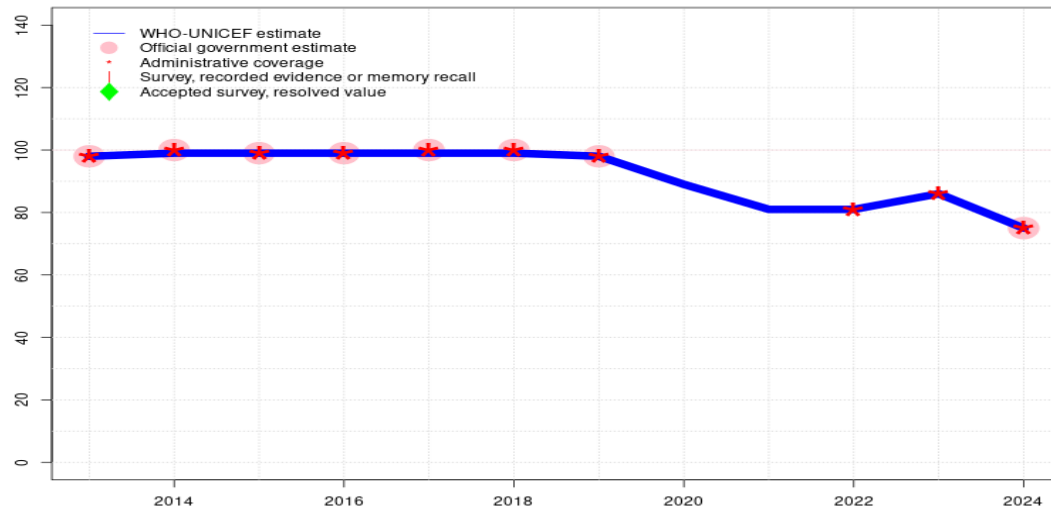
The WHO and UNICEF estimates of national immunization coverage (wuenic) are based on data and information that are of varying, and, in some instances, unknown quality. Beginning with the 2011 revision we describe the grade of confidence (GoC) we have in these estimates. As there is no underlying probability model upon which the estimates are based, we are unable to present classical measures of uncertainty, e.g., confidence intervals. Moreover, we have chosen not to make subjective estimates of plausibility/certainty ranges around the coverage. The GoC reflects the degree of empirical support upon which the estimates are based. It is not a judgment of the quality of data reported by national authorities.

- Estimate is supported by reported data [R+], coverage recalculated with an independent denominator from the World Population Prospects: 2024 revision from the UN Population Division (D+), and at least one supporting survey within 2 years [S+]. While well supported, the estimate still carries a risk of being wrong.
- Estimate is supported by at least one data source; [R+], [S+], or [D+]; and no data source, [R-], [D-], or [S-], challenges the estimate.
- There are no directly supporting data; or data from at least one source; [R-], [D-], [S-]; challenge the estimate.

In all cases these estimates should be used with caution and should be assessed in light of the objective for which they are being used.

# Cook Islands - POL3

COK - POL3



## Description:

- 2024: Estimate informed by reported data. Fluctuation in reported data is attributed to small birth cohort. Estimate challenged by: D-
- 2023: Estimate informed by reported administrative data. Fluctuation in reported data is attributed to small birth cohort. Estimate of 86 percent changed from previous revision value of 69 percent. Estimate challenged by: D-
- 2022: Estimate informed by reported administrative data. Fluctuation in reported data is attributed to small birth cohort. GoC=Assigned by working group. The small birth cohort size lends to greater variation in reported coverage. As such, and in the absence of periodic independent assessments, uncertainty in the estimated coverage is a concern.
- 2021: Estimate informed by estimated DTP3 coverage. Fluctuation in reported data is attributed to small birth cohort. GoC=Assigned by working group.
- 2020: Estimate informed by estimated DTP3 coverage. Fluctuation in reported data is attributed to small birth cohort. GoC=Assigned by working group.
- 2019: Estimate informed by reported data. Fluctuation in reported data is attributed to small birth cohort. GoC=Assigned by working group.
- 2018: Estimate informed by reported data. Fluctuation in reported data is attributed to small birth cohort. GoC=Assigned by working group.
- 2017: Estimate informed by reported data. Fluctuation in reported data is attributed to small birth cohort. GoC=Assigned by working group.
- 2016: Estimate informed by reported data. Fluctuation in reported data is attributed to small birth cohort. GoC=Assigned by working group.
- 2015: Estimate informed by reported data. Fluctuation in reported data is attributed to small birth cohort. GoC=Assigned by working group.
- 2014: Estimate informed by reported data. Fluctuation in reported data is attributed to small birth cohort. GoC=Assigned by working group.
- 2013: Estimate informed by reported data. Fluctuation in reported data is attributed to small birth cohort. GoC=Assigned by working group.

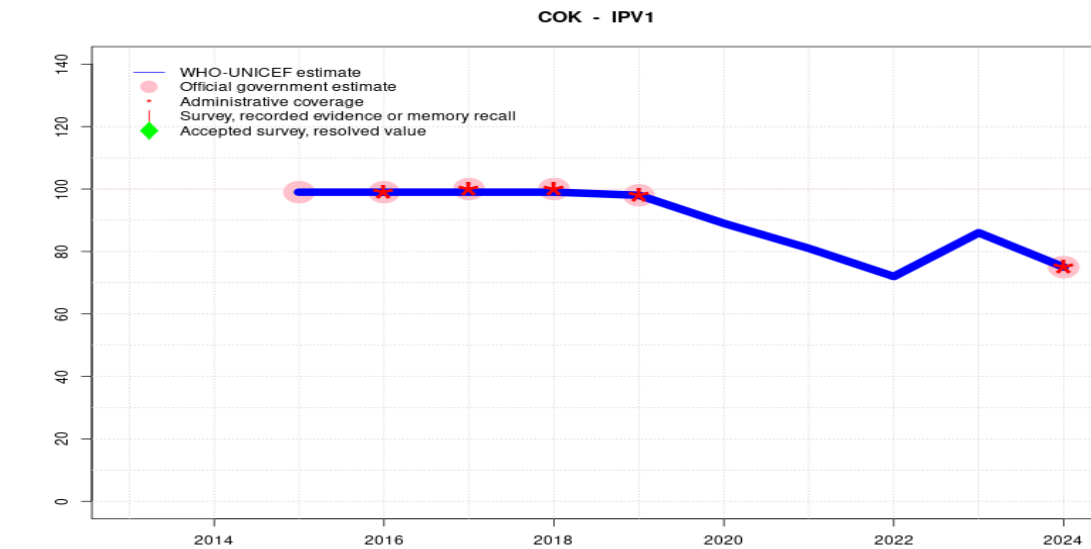
	2013	2014	2015	2016	2017	2018	2019	2020	2021	2022	2023	2024
Estimate	98	99	99	99	99	99	98	89	81	81	86	75
Estimate GoC	●	●	●	●	●	●	●	●	●	●	●	●
Official	98	100	99	99	100	100	98	-	-	-	-	75
Administrative	98	100	99	99	100	100	98	-	-	81	86	75
Survey	-	-	-	-	-	-	-	-	-	-	-	-

The WHO and UNICEF estimates of national immunization coverage (wuenic) are based on data and information that are of varying, and, in some instances, unknown quality. Beginning with the 2011 revision we describe the grade of confidence (GoC) we have in these estimates. As there is no underlying probability model upon which the estimates are based, we are unable to present classical measures of uncertainty, e.g., confidence intervals. Moreover, we have chosen not to make subjective estimates of plausibility/certainty ranges around the coverage. The GoC reflects the degree of empirical support upon which the estimates are based. It is not a judgment of the quality of data reported by national authorities.

- Estimate is supported by reported data [R+], coverage recalculated with an independent denominator from the World Population Prospects: 2024 revision from the UN Population Division (D+), and at least one supporting survey within 2 years [S+]. While well supported, the estimate still carries a risk of being wrong.
- Estimate is supported by at least one data source; [R+], [S+], or [D+]; and no data source, [R-], [D-], or [S-], challenges the estimate.
- There are no directly supporting data; or data from at least one source; [R-], [D-], [S-]; challenge the estimate.

In all cases these estimates should be used with caution and should be assessed in light of the objective for which they are being used.

# Cook Islands - IPV1



	2013	2014	2015	2016	2017	2018	2019	2020	2021	2022	2023	2024
Estimate	-	-	99	99	99	99	98	89	81	72	86	75
Estimate GoC	-	-	●	●	●	●	●	●	●	●	●	●
Official	-	-	99	99	100	100	98	-	-	-	-	75
Administrative	-	-	-	99	100	100	98	-	-	-	-	75
Survey	-	-	-	-	-	-	-	-	-	-	-	-

The WHO and UNICEF estimates of national immunization coverage (wuenic) are based on data and information that are of varying, and, in some instances, unknown quality. Beginning with the 2011 revision we describe the grade of confidence (GoC) we have in these estimates. As there is no underlying probability model upon which the estimates are based, we are unable to present classical measures of uncertainty, e.g., confidence intervals. Moreover, we have chosen not to make subjective estimates of plausibility/certainty ranges around the coverage. The GoC reflects the degree of empirical support upon which the estimates are based. It is not a judgment of the quality of data reported by national authorities.

- Estimate is supported by reported data [R+], coverage recalculated with an independent denominator from the World Population Prospects: 2024 revision from the UN Population Division (D+), and at least one supporting survey within 2 years [S+]. While well supported, the estimate still carries a risk of being wrong.
- Estimate is supported by at least one data source; [R+], [S+], or [D+]; and no data source, [R-], [D-], or [S-], challenges the estimate.
- There are no directly supporting data; or data from at least one source; [R-], [D-], [S-]; challenge the estimate.

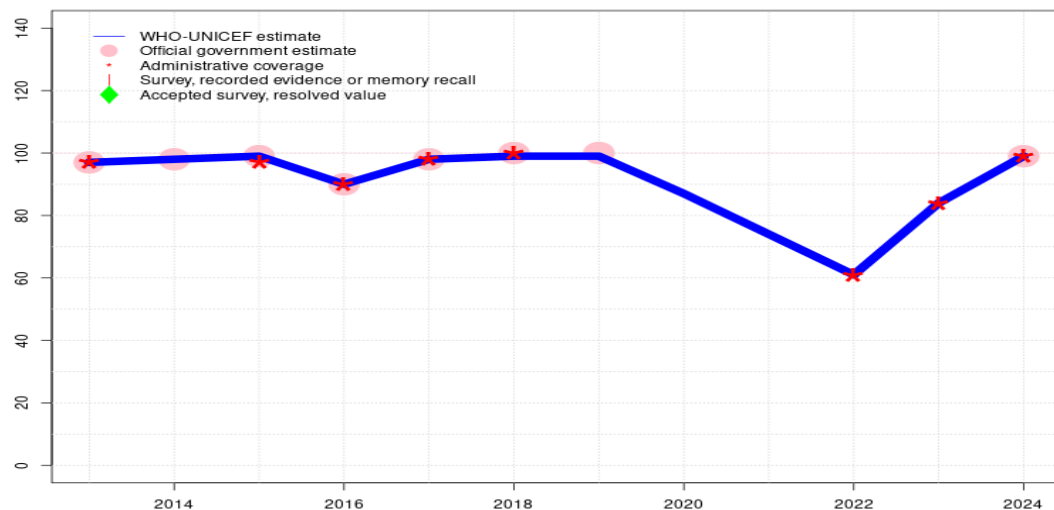
In all cases these estimates should be used with caution and should be assessed in light of the objective for which they are being used.

## Description:

- 2024: Estimate informed by reported data. Fluctuation in reported data is attributed to small birth cohort. Estimate challenged by: D-
- 2023: Estimate informed by estimated DTP3 coverage. Fluctuation in reported data is attributed to small birth cohort. GoC=No accepted empirical data
- 2022: Estimate informed by estimated DTP3 coverage. Fluctuation in reported data is attributed to small birth cohort. GoC=Assigned by working group. The small birth cohort size lends to greater variation in reported coverage. As such, and in the absence of periodic independent assessments, uncertainty in the estimated coverage is a concern.
- 2021: Estimate informed by estimated DTP3 coverage. Fluctuation in reported data is attributed to small birth cohort. GoC=Assigned by working group.
- 2020: Estimate informed by estimated DTP3 coverage. Fluctuation in reported data is attributed to small birth cohort. GoC=Assigned by working group.
- 2019: Estimate informed by reported data. Fluctuation in reported data is attributed to small birth cohort. GoC=Assigned by working group.
- 2018: Estimate informed by reported data. Fluctuation in reported data is attributed to small birth cohort. GoC=Assigned by working group.
- 2017: Estimate informed by reported data. Fluctuation in reported data is attributed to small birth cohort. GoC=Assigned by working group.
- 2016: Estimate informed by reported data. Fluctuation in reported data is attributed to small birth cohort. GoC=Assigned by working group.
- 2015: Estimate informed by reported data. Fluctuation in reported data is attributed to small birth cohort. GoC=Assigned by working group.

# Cook Islands - MCV1

COK - MCV1



## Description:

- 2024: Estimate informed by reported data. Fluctuation in reported data is attributed to small birth cohort. Estimate challenged by: D-
- 2023: Estimate informed by reported administrative data. Fluctuation in reported data is attributed to small birth cohort. Estimate challenged by: D-
- 2022: Estimate informed by reported administrative data. Fluctuation in reported data is attributed to small birth cohort. GoC=Assigned by working group. The small birth cohort size lends to greater variation in reported coverage. As such, and in the absence of periodic independent assessments, uncertainty in the estimated coverage is a concern.
- 2021: Estimate informed by interpolation between reported data. Fluctuation in reported data is attributed to small birth cohort. GoC=Assigned by working group.
- 2020: Estimate informed by interpolation between reported data. Fluctuation in reported data is attributed to small birth cohort. GoC=Assigned by working group.
- 2019: Estimate informed by reported data. Fluctuation in reported data is attributed to small birth cohort. GoC=Assigned by working group.
- 2018: Estimate informed by reported data. Fluctuation in reported data is attributed to small birth cohort. GoC=Assigned by working group.
- 2017: Estimate informed by reported data. Fluctuation in reported data is attributed to small birth cohort. GoC=Assigned by working group.
- 2016: Estimate informed by reported data. Fluctuation in reported data is attributed to small birth cohort. GoC=Assigned by working group.
- 2015: Estimate informed by reported data. Fluctuation in reported data is attributed to small birth cohort. GoC=Assigned by working group.
- 2014: Estimate informed by reported data. Fluctuation in reported data is attributed to small birth cohort. GoC=Assigned by working group.
- 2013: Estimate informed by reported data. Fluctuation in reported data is attributed to small birth cohort. GoC=Assigned by working group.

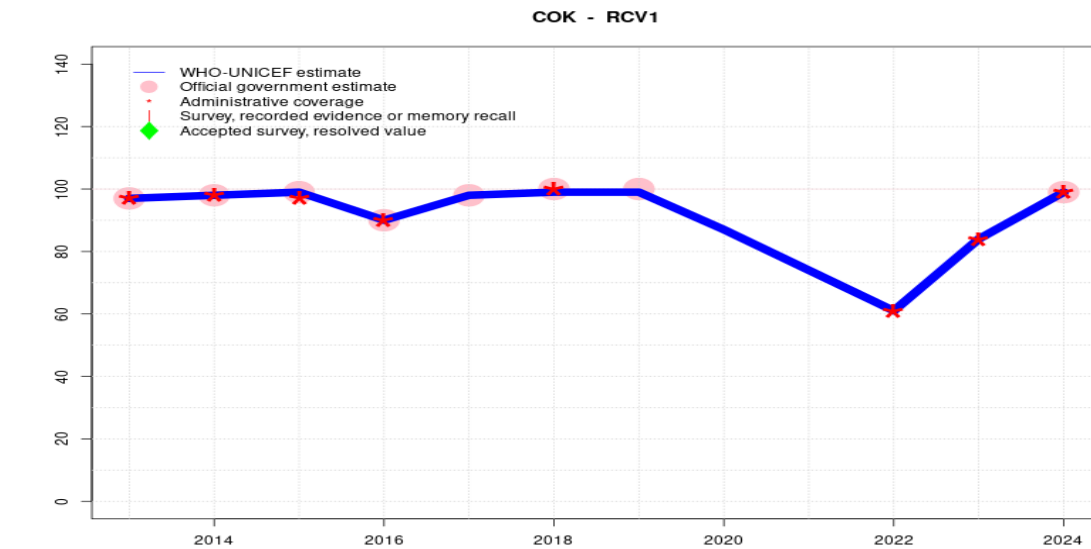
	2013	2014	2015	2016	2017	2018	2019	2020	2021	2022	2023	2024
Estimate	97	98	99	90	98	99	99	87	74	61	84	99
Estimate GoC	●	●	●	●	●	●	●	●	●	●	●	●
Official	97	98	99	90	98	100	100	-	-	-	-	99
Administrative	97	-	97	90	98	100	-	-	-	61	84	99
Survey	-	-	-	-	-	-	-	-	-	-	-	-

The WHO and UNICEF estimates of national immunization coverage (wuenic) are based on data and information that are of varying, and, in some instances, unknown quality. Beginning with the 2011 revision we describe the grade of confidence (GoC) we have in these estimates. As there is no underlying probability model upon which the estimates are based, we are unable to present classical measures of uncertainty, e.g., confidence intervals. Moreover, we have chosen not to make subjective estimates of plausibility/certainty ranges around the coverage. The GoC reflects the degree of empirical support upon which the estimates are based. It is not a judgment of the quality of data reported by national authorities.

- Estimate is supported by reported data [R+], coverage recalculated with an independent denominator from the World Population Prospects: 2024 revision from the UN Population Division (D+), and at least one supporting survey within 2 years [S+]. While well supported, the estimate still carries a risk of being wrong.
- Estimate is supported by at least one data source; [R+], [S+], or [D+]; and no data source, [R-], [D-], or [S-], challenges the estimate.
- There are no directly supporting data; or data from at least one source; [R-], [D-], [S-]; challenge the estimate.

In all cases these estimates should be used with caution and should be assessed in light of the objective for which they are being used.

# Cook Islands - RCV1



	2013	2014	2015	2016	2017	2018	2019	2020	2021	2022	2023	2024
Estimate	97	98	99	90	98	99	99	87	74	61	84	99
Estimate GoC	•	•	•	•	•	•	•	•	•	•	•	•
Official	97	98	99	90	98	100	100	-	-	-	-	99
Administrative	97	98	97	90	-	100	-	-	-	61	84	99
Survey	-	-	-	-	-	-	-	-	-	-	-	-

The WHO and UNICEF estimates of national immunization coverage (wuenic) are based on data and information that are of varying, and, in some instances, unknown quality. Beginning with the 2011 revision we describe the grade of confidence (GoC) we have in these estimates. As there is no underlying probability model upon which the estimates are based, we are unable to present classical measures of uncertainty, e.g., confidence intervals. Moreover, we have chosen not to make subjective estimates of plausibility/certainty ranges around the coverage. The GoC reflects the degree of empirical support upon which the estimates are based. It is not a judgment of the quality of data reported by national authorities.

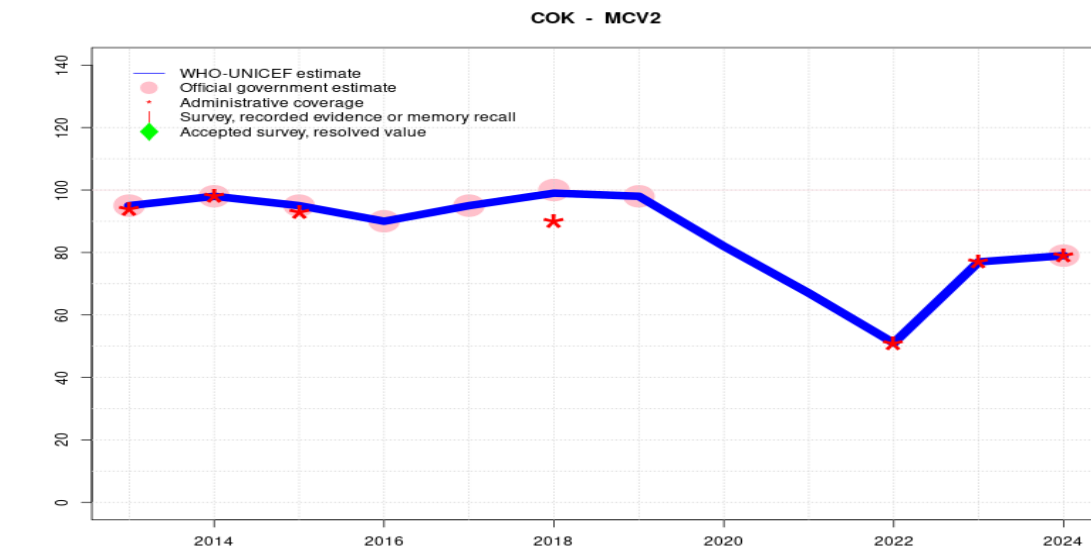
- Estimate is supported by reported data [R+], coverage recalculated with an independent denominator from the World Population Prospects: 2024 revision from the UN Population Division (D+), and at least one supporting survey within 2 years [S+]. While well supported, the estimate still carries a risk of being wrong.
- Estimate is supported by at least one data source; [R+], [S+], or [D+]; and no data source, [R-], [D-], or [S-], challenges the estimate.
- There are no directly supporting data; or data from at least one source; [R-], [D-], [S-]; challenge the estimate.

In all cases these estimates should be used with caution and should be assessed in light of the objective for which they are being used.

## Description:

- 2024: Estimate based on estimated MCV1. Fluctuation in reported data is attributed to small birth cohort. Estimate challenged by: D-
- 2023: Estimate based on estimated MCV1. Fluctuation in reported data is attributed to small birth cohort. Estimate challenged by: D-
- 2022: Estimate based on estimated MCV1. Fluctuation in reported data is attributed to small birth cohort. GoC=Assigned by working group. The small birth cohort size lends to greater variation in reported coverage. As such, and in the absence of periodic independent assessments, uncertainty in the estimated coverage is a concern.
- 2021: Estimate based on estimated MCV1. Fluctuation in reported data is attributed to small birth cohort. GoC=Assigned by working group.
- 2020: Estimate based on estimated MCV1. Fluctuation in reported data is attributed to small birth cohort. GoC=Assigned by working group.
- 2019: Estimate based on estimated MCV1. Fluctuation in reported data is attributed to small birth cohort. GoC=Assigned by working group.
- 2018: Estimate based on estimated MCV1. Fluctuation in reported data is attributed to small birth cohort. GoC=Assigned by working group.
- 2017: Estimate based on estimated MCV1. Fluctuation in reported data is attributed to small birth cohort. GoC=Assigned by working group.
- 2016: Estimate based on estimated MCV1. Fluctuation in reported data is attributed to small birth cohort. GoC=Assigned by working group.
- 2015: Estimate based on estimated MCV1. Fluctuation in reported data is attributed to small birth cohort. GoC=Assigned by working group.
- 2014: Estimate based on estimated MCV1. Fluctuation in reported data is attributed to small birth cohort. GoC=Assigned by working group.
- 2013: Estimate based on estimated MCV1. Fluctuation in reported data is attributed to small birth cohort. GoC=Assigned by working group.

# Cook Islands - MCV2



	2013	2014	2015	2016	2017	2018	2019	2020	2021	2022	2023	2024
Estimate	95	98	95	90	95	99	98	82	67	51	77	79
Estimate GoC	•	•	•	•	•	•	•	•	•	•	•	•
Official	95	98	95	90	95	100	98	-	-	-	-	79
Administrative	94	98	93	-	-	90	-	-	-	51	77	79
Survey	-	-	-	-	-	-	-	-	-	-	-	-

The WHO and UNICEF estimates of national immunization coverage (wuenic) are based on data and information that are of varying, and, in some instances, unknown quality. Beginning with the 2011 revision we describe the grade of confidence (GoC) we have in these estimates. As there is no underlying probability model upon which the estimates are based, we are unable to present classical measures of uncertainty, e.g., confidence intervals. Moreover, we have chosen not to make subjective estimates of plausibility/certainty ranges around the coverage. The GoC reflects the degree of empirical support upon which the estimates are based. It is not a judgment of the quality of data reported by national authorities.

- Estimate is supported by reported data [R+], coverage recalculated with an independent denominator from the World Population Prospects: 2024 revision from the UN Population Division (D+), and at least one supporting survey within 2 years [S+]. While well supported, the estimate still carries a risk of being wrong.
- Estimate is supported by at least one data source; [R+], [S+], or [D+]; and no data source, [R-], [D-], or [S-], challenges the estimate.
- There are no directly supporting data; or data from at least one source; [R-], [D-], [S-]; challenge the estimate.

In all cases these estimates should be used with caution and should be assessed in light of the objective for which they are being used.

## Description:

- 2024: Estimate informed by reported data. Fluctuation in reported data is attributed to small birth cohort. Estimate challenged by: D-
- 2023: Estimate informed by reported administrative data. Fluctuation in reported data is attributed to small birth cohort. Estimate challenged by: D-
- 2022: Estimate informed by reported administrative data. Fluctuation in reported data is attributed to small birth cohort. GoC=Assigned by working group. The small birth cohort size lends to greater variation in reported coverage. As such, and in the absence of periodic independent assessments, uncertainty in the estimated coverage is a concern.
- 2021: Estimate informed by interpolation between reported data. Fluctuation in reported data is attributed to small birth cohort. GoC=Assigned by working group.
- 2020: Estimate informed by interpolation between reported data. Fluctuation in reported data is attributed to small birth cohort. GoC=Assigned by working group.
- 2019: Estimate informed by reported data. Fluctuation in reported data is attributed to small birth cohort. GoC=Assigned by working group.
- 2018: Estimate informed by reported data. Fluctuation in reported data is attributed to small birth cohort. GoC=Assigned by working group.
- 2017: Estimate informed by reported data. Fluctuation in reported data is attributed to small birth cohort. GoC=Assigned by working group.
- 2016: Estimate informed by reported data. Fluctuation in reported data is attributed to small birth cohort. GoC=Assigned by working group.
- 2015: Estimate informed by reported data. Fluctuation in reported data is attributed to small birth cohort. GoC=Assigned by working group.
- 2014: Estimate informed by reported data. Fluctuation in reported data is attributed to small birth cohort. GoC=Assigned by working group.
- 2013: Estimate informed by reported data. Fluctuation in reported data is attributed to small birth cohort. GoC=Assigned by working group.



Further information and estimates for previous years are available at:

<https://data.unicef.org/topic/child-health/immunization/>

<https://immunizationdata.who.int/listing.html>