

Armenia: WHO and UNICEF estimates of immunization coverage: 2024 revision

BACKGROUND NOTE Each year WHO and UNICEF jointly review reports submitted by Member States regarding national immunization coverage, finalized survey reports as well as data from published and grey literature. Based on these data, with due consideration to potential biases and the views of local experts, WHO and UNICEF attempt to distinguish between situations where available empirical data accurately reflect immunization system performance and those where the data are likely compromised and present a misleading view of coverage.

WHO and UNICEF estimates are country-specific; that is to say, each country's data are reviewed individually, and data are not borrowed from other countries in the absence of data. Estimates are not based on ad hoc adjustments to reported data; in some instances empirical data are available from a single source, usually the nationally reported coverage data. In cases where no data are available for a given country/vaccine/year combination, data are considered from earlier and later years and interpolated to estimate coverage for the missing year(s). In cases where data sources are mixed and show large variation, an attempt is made to identify the most likely estimate with consideration of the possible biases in available data. For methods see:

* Burton et al. 2009. Bull World Health Organ. * Burton et al. 2012. PLoS One.
* Brown et al. 2013. Open Pub Health Journal. * Danovaro-Holliday et al. 2021. Gates Open Res.

DATA SOURCES

ADMINISTRATIVE coverage: Reported by national authorities and based on aggregated administrative reports from health service providers on the number of vaccinations administered during a given period (numerator data) and reported target population data (denominator data). May be biased by inaccurate numerator and/or denominator data.

OFFICIAL coverage: Estimated coverage reported by national authorities that reflects their assessment of the most likely coverage based on any combination of administrative coverage, survey-based estimates or other data sources or adjustments. Approaches to determine OFFICIAL coverage may differ across countries.

SURVEY coverage: Based on estimated coverage from population-based household surveys among children aged 6-11, 12-23 or 24-35 months following a review of survey methods and results. Information is based on the combination of vaccination history from documented evidence or caregiver recall. Survey results are considered for the appropriate birth cohort based on data collection period.

ABBREVIATIONS AND DEFINITIONS

BCG: percentage of births who received one dose of Bacillus Calmette Guerin vaccine.

DTP1 / DTP3: percentage of surviving infants who received the 1st / 3rd dose, respectively, of diphtheria and tetanus toxoid with pertussis containing vaccine.

POL3: percentage of surviving infants who received the 3rd dose of polio containing vaccine. May be either oral or inactivated polio vaccine.

IPV1: percentage of surviving infants who received at least one dose of inactivated polio vaccine. In countries utilizing an immunization schedule recommending either (i) a primary series of three doses of oral polio vaccine (OPV) plus at least one dose of IPV where OPV is included in routine immunization and/or campaign or (ii) a sequential schedule of IPV followed by OPV, WHO and UNICEF estimates for IPV1 reflect coverage with at least one routine dose of IPV among infants < 1 year of age. For countries utilizing IPV containing vaccine only, i.e., no recommended dose of OPV, WHO and UNICEF estimate for IPV1 corresponds to coverage for the 1st dose of IPV.

Production of IPV coverage estimates, which begins in 2015, results in no change of the estimated coverage levels for the 3rd dose of polio (POL3). For countries recommending routine immunization with a primary series of three doses of IPV alone, WHO and UNICEF estimated POL3 coverage is equivalent to estimated coverage with three doses of IPV. For countries with a sequential schedule, estimated POL3 coverage is based on that for the 3rd dose of polio vaccine regardless of vaccine type.

IPV2: percentage of surviving infants who received a 2nd dose of inactivated polio vaccine. IPV2 coverage estimates produced for OPV using countries.

MCV1: percentage of surviving infants who received the 1st dose of measles containing vaccine. In countries where the national schedule recommends the 1st dose of MCV at 12 months or later based on the epidemiology of disease in the country, coverage estimates reflect the percentage of children who received the 1st dose of MCV as recommended.

MCV2: percentage of children who received the 2nd dose of measles containing vaccine according to the nationally recommended schedule.

RCV1: percentage of surviving infants who received the 1st dose of rubella containing vaccine. Coverage estimates are based on WHO and UNICEF estimates of coverage for the dose of measles containing vaccine that corresponds to the first measles-rubella combination vaccine. Nationally reported coverage of RCV is not taken into consideration in the production of the estimate.

HEPB3: percentage of births which received a dose of hepatitis B vaccine within 24 hours of delivery. Estimates of hepatitis B birth dose coverage are produced only for countries with a universal birth dose policy. Estimates are not produced for countries that recommend a birth dose to infants born to HEPB virus-infected mothers only or where there is insufficient information to determine whether vaccination is within 24 hours of birth.

HEPB3: percentage of surviving infants who received the 3rd dose of hepatitis B containing vaccine following the birth dose.

HIB3: percentage of surviving infants who received the 3rd dose of Haemophilus influenzae type b containing vaccine.

ROTAC: percentage of surviving infants who received the final recommended dose of rotavirus vaccine, which can be either the 2nd or the 3rd dose depending on the vaccine.

PCV3: percentage of surviving infants who received the 3rd dose of pneumococcal conjugate vaccine. In countries where the national schedule recommends two doses during infancy and a booster dose at 12 months or later based on the epidemiology of disease in the country, coverage estimates may reflect the percentage of surviving infants who received two doses of PCV prior to the 1st birthday if coverage for the booster dose is not reported.

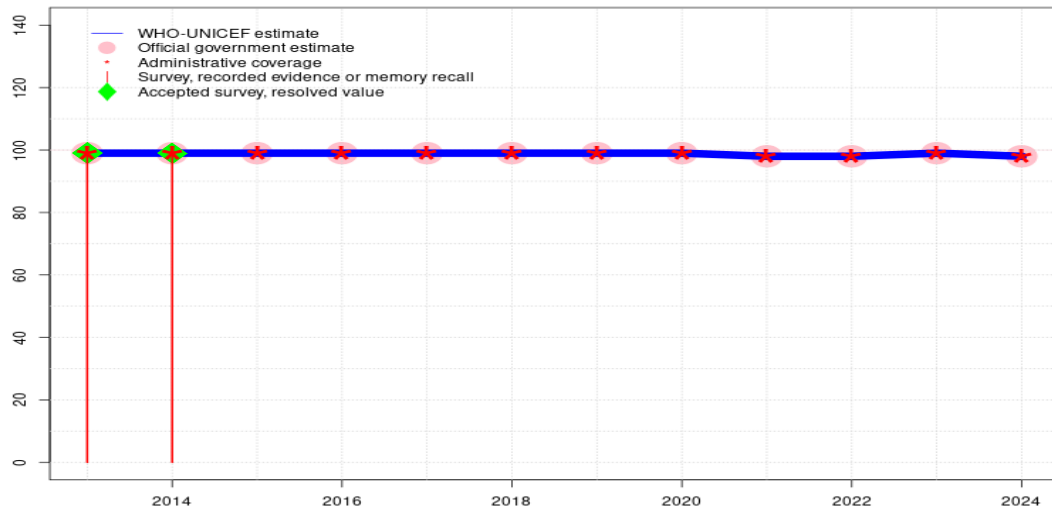
YFV: percentage of surviving infants who received one dose of yellow fever vaccine in countries where YFV is part of the national immunization schedule for children or is recommended in at risk areas; coverage estimates are annualized for the entire cohort of surviving infants.

MENGA: percentage of children who received one dose of meningococcal A conjugate vaccine. MENGA coverage estimates produced for countries in the meningitis belt of sub-Saharan Africa.

Disclaimer: All reasonable precautions have been taken by the World Health Organization and United Nations Children's Fund to verify the information contained in this publication. However, the published material is being distributed without warranty of any kind, either expressed or implied. The responsibility for the interpretation and use of the material lies with the reader. In no event shall the World Health Organization or United Nations Children's Fund be liable for damages arising from its use.

Armenia - BCG

ARM - BCG



Description:

2024: Estimate informed by reported data. No nationally representative household survey for the most recent 5 annual birth cohorts. WHO and UNICEF recommend a high quality survey to verify reported levels of coverage. GoC=R+ D+

2023: Estimate informed by reported data. GoC=R+ D+

2022: Estimate informed by reported data. GoC=R+ D+

2021: Estimate informed by reported data. GoC=R+ D+

2020: Estimate informed by reported data. GoC=R+ D+

2019: Estimate informed by reported data. GoC=R+ D+

2018: Estimate informed by reported data. GoC=R+ D+

2017: Estimate informed by reported data. GoC=R+ D+

2016: Estimate informed by reported data. GoC=R+ S+ D+

2015: Estimate informed by reported data. GoC=R+ S+ D+

2014: Estimate informed by reported data supported by survey.Survey evidence of 99 percent based on 1 survey(s). GoC=R+ S+ D+

2013: Estimate informed by reported data supported by survey.Survey evidence of 99 percent based on 1 survey(s). Estimate challenged by: D-

	2013	2014	2015	2016	2017	2018	2019	2020	2021	2022	2023	2024
Estimate	99	99	99	99	99	99	99	99	98	98	99	98
Estimate GoC	●	●●●	●●●	●●●	●●	●●	●●	●●	●●	●●	●●	●●
Official	99	99	99	99	99	99	99	99	98	98	99	98
Administrative	99	99	99	99	99	99	99	99	98	98	99	98
Survey	99	99	-	-	-	-	-	-	-	-	-	-

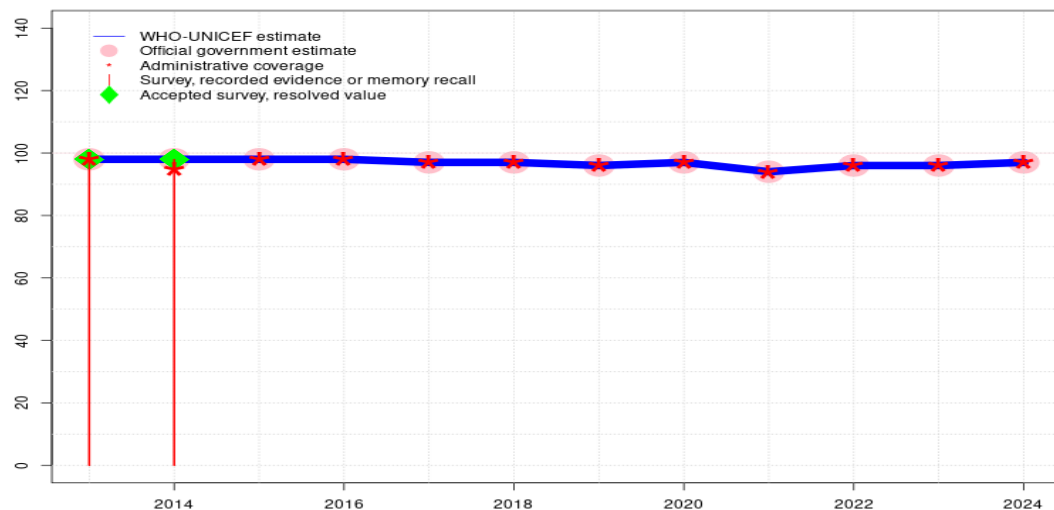
The WHO and UNICEF estimates of national immunization coverage (wuenic) are based on data and information that are of varying, and, in some instances, unknown quality. Beginning with the 2011 revision we describe the grade of confidence (GoC) we have in these estimates. As there is no underlying probability model upon which the estimates are based, we are unable to present classical measures of uncertainty, e.g., confidence intervals. Moreover, we have chosen not to make subjective estimates of plausibility/certainty ranges around the coverage. The GoC reflects the degree of empirical support upon which the estimates are based. It is not a judgment of the quality of data reported by national authorities.

- Estimate is supported by reported data [R+], coverage recalculated with an independent denominator from the World Population Prospects: 2024 revision from the UN Population Division (D+), and at least one supporting survey within 2 years [S+]. While well supported, the estimate still carries a risk of being wrong.
- Estimate is supported by at least one data source; [R+], [S+], or [D+]; and no data source, [R-], [D-], or [S-], challenges the estimate.
- There are no directly supporting data; or data from at least one source; [R-], [D-], [S-]; challenge the estimate.

In all cases these estimates should be used with caution and should be assessed in light of the objective for which they are being used.

Armenia - HEPBB

ARM - HEPBB



Description:

2024: Estimate informed by reported data. No nationally representative household survey for the most recent 5 annual birth cohorts. WHO and UNICEF recommend a high quality survey to verify reported levels of coverage. GoC=R+ D+

2023: Estimate informed by reported data. GoC=R+ D+

2022: Estimate informed by reported data. GoC=R+ D+

2021: Estimate informed by reported data. GoC=R+ D+

2020: Estimate informed by reported data. GoC=R+ D+

2019: Estimate informed by reported data. GoC=R+ D+

2018: Estimate informed by reported data. GoC=R+ D+

2017: Estimate informed by reported data. GoC=R+ D+

2016: Estimate informed by reported data. GoC=R+ S+ D+

2015: Estimate informed by reported data. GoC=R+ S+ D+

2014: Estimate informed by reported data supported by survey.Survey evidence of 98 percent based on 1 survey(s). GoC=R+ S+ D+

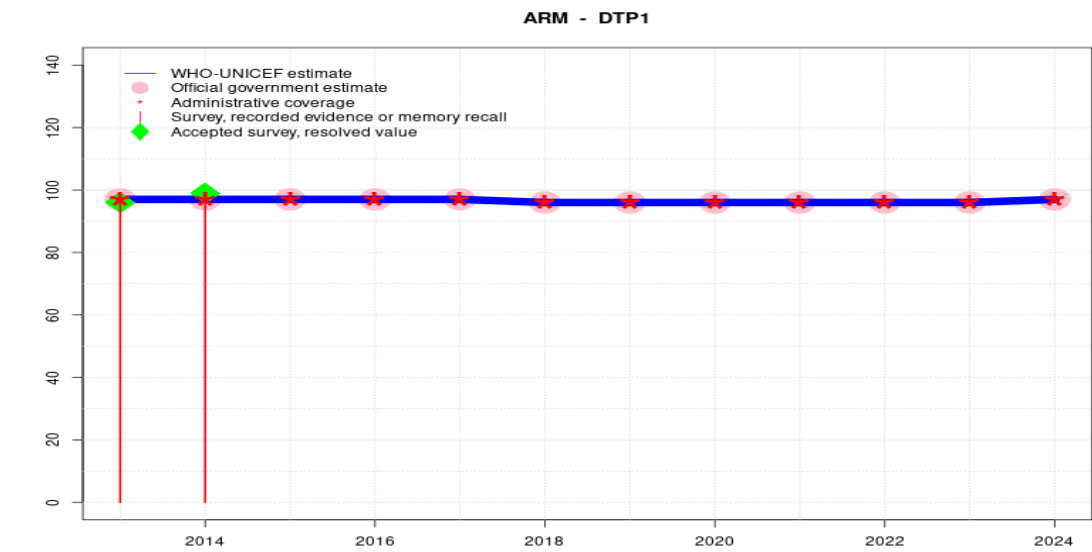
2013: Estimate informed by reported data supported by survey.Survey evidence of 98 percent based on 1 survey(s). Estimate challenged by: D-

	2013	2014	2015	2016	2017	2018	2019	2020	2021	2022	2023	2024
Estimate	98	98	98	98	97	97	96	97	94	96	96	97
Estimate GoC	●	●●●	●●●	●●●	●●	●●	●●	●●	●●	●●	●●	●●
Official	98	98	98	98	97	97	96	97	94	96	96	97
Administrative	98	95	98	98	97	97	96	97	94	96	96	97
Survey	98	98	-	-	-	-	-	-	-	-	-	-

The WHO and UNICEF estimates of national immunization coverage (wuenic) are based on data and information that are of varying, and, in some instances, unknown quality. Beginning with the 2011 revision we describe the grade of confidence (GoC) we have in these estimates. As there is no underlying probability model upon which the estimates are based, we are unable to present classical measures of uncertainty, e.g., confidence intervals. Moreover, we have chosen not to make subjective estimates of plausibility/certainty ranges around the coverage. The GoC reflects the degree of empirical support upon which the estimates are based. It is not a judgment of the quality of data reported by national authorities.

- Estimate is supported by reported data [R+], coverage recalculated with an independent denominator from the World Population Prospects: 2024 revision from the UN Population Division (D+), and at least one supporting survey within 2 years [S+]. While well supported, the estimate still carries a risk of being wrong.
- Estimate is supported by at least one data source; [R+], [S+], or [D+]; and no data source, [R-], [D-], or [S-], challenges the estimate.
- There are no directly supporting data; or data from at least one source; [R-], [D-], [S-]; challenge the estimate.

In all cases these estimates should be used with caution and should be assessed in light of the objective for which they are being used.



Description:

2024: Estimate informed by reported data. No nationally representative household survey for the most recent 5 annual birth cohorts. WHO and UNICEF recommend a high quality survey to verify reported levels of coverage. GoC=R+ D+

2023: Estimate informed by reported data. GoC=R+ D+

2022: Estimate informed by reported data. GoC=R+ D+

2021: Estimate informed by reported data. GoC=R+ D+

2020: Estimate informed by reported data. GoC=R+ D+

2019: Estimate informed by reported data. GoC=R+ D+

2018: Estimate informed by reported data. GoC=R+ D+

2017: Estimate informed by reported data. GoC=R+ D+

2016: Estimate informed by reported data. GoC=R+ S+ D+

2015: Estimate informed by reported data. GoC=R+ S+ D+

2014: Estimate informed by reported data supported by survey.Survey evidence of 99 percent based on 1 survey(s). GoC=R+ S+ D+

2013: Estimate informed by reported data supported by survey.Survey evidence of 96 percent based on 1 survey(s). GoC=R+ S+ D+

	2013	2014	2015	2016	2017	2018	2019	2020	2021	2022	2023	2024
Estimate	97	97	97	97	97	96	96	96	96	96	96	97
Estimate GoC	●●●	●●●	●●●	●●●	●●	●●	●●	●●	●●	●●	●●	●●
Official	97	97	97	97	97	96	96	96	96	96	96	97
Administrative	97	97	97	97	97	96	96	96	96	96	96	97
Survey	96	99	-	-	-	-	-	-	-	-	-	-

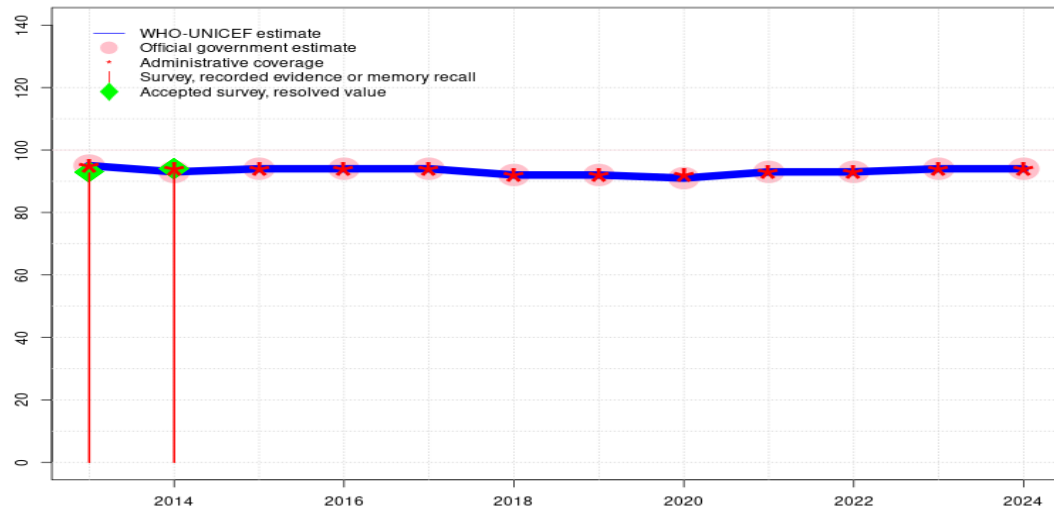
The WHO and UNICEF estimates of national immunization coverage (wuenic) are based on data and information that are of varying, and, in some instances, unknown quality. Beginning with the 2011 revision we describe the grade of confidence (GoC) we have in these estimates. As there is no underlying probability model upon which the estimates are based, we are unable to present classical measures of uncertainty, e.g., confidence intervals. Moreover, we have chosen not to make subjective estimates of plausibility/certainty ranges around the coverage. The GoC reflects the degree of empirical support upon which the estimates are based. It is not a judgment of the quality of data reported by national authorities.

- Estimate is supported by reported data [R+], coverage recalculated with an independent denominator from the World Population Prospects: 2024 revision from the UN Population Division (D+), and at least one supporting survey within 2 years [S+]. While well supported, the estimate still carries a risk of being wrong.
- Estimate is supported by at least one data source; [R+], [S+], or [D+]; and no data source, [R-], [D-], or [S-], challenges the estimate.
- There are no directly supporting data; or data from at least one source; [R-], [D-], [S-]; challenge the estimate.

In all cases these estimates should be used with caution and should be assessed in light of the objective for which they are being used.

Armenia - DTP3

ARM - DTP3



	2013	2014	2015	2016	2017	2018	2019	2020	2021	2022	2023	2024
Estimate	95	93	94	94	94	92	92	91	93	93	94	94
Estimate GoC	•	•••	•••	•••	••	••	••	••	••	••	••	••
Official	95	93	94	94	94	92	92	91	93	93	94	94
Administrative	95	94	94	94	94	92	92	92	93	93	94	94
Survey	93	93	-	-	-	-	-	-	-	-	-	-

The WHO and UNICEF estimates of national immunization coverage (wuenic) are based on data and information that are of varying, and, in some instances, unknown quality. Beginning with the 2011 revision we describe the grade of confidence (GoC) we have in these estimates. As there is no underlying probability model upon which the estimates are based, we are unable to present classical measures of uncertainty, e.g., confidence intervals. Moreover, we have chosen not to make subjective estimates of plausibility/certainty ranges around the coverage. The GoC reflects the degree of empirical support upon which the estimates are based. It is not a judgment of the quality of data reported by national authorities.

- Estimate is supported by reported data [R+], coverage recalculated with an independent denominator from the World Population Prospects: 2024 revision from the UN Population Division (D+), and at least one supporting survey within 2 years [S+]. While well supported, the estimate still carries a risk of being wrong.
- Estimate is supported by at least one data source; [R+], [S+], or [D+]; and no data source, [R-], [D-], or [S-], challenges the estimate.
- There are no directly supporting data; or data from at least one source; [R-], [D-], [S-]; challenge the estimate.

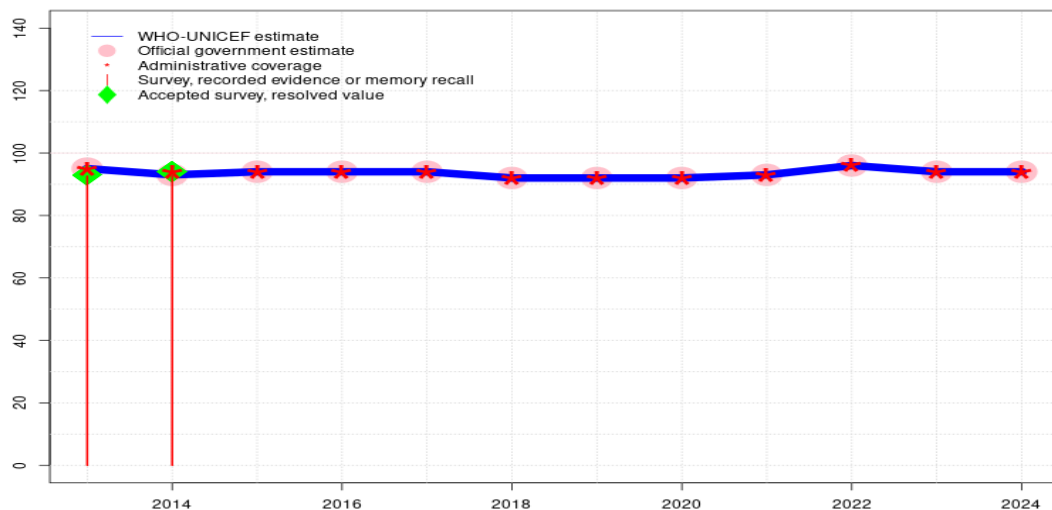
In all cases these estimates should be used with caution and should be assessed in light of the objective for which they are being used.

Description:

- 2024: Estimate informed by reported data. No nationally representative household survey for the most recent 5 annual birth cohorts. WHO and UNICEF recommend a high quality survey to verify reported levels of coverage. GoC=R+ D+
- 2023: Estimate informed by reported data. GoC=R+ D+
- 2022: Estimate informed by reported data. GoC=R+ D+
- 2021: Estimate informed by reported data. GoC=R+ D+
- 2020: Estimate informed by reported data. GoC=R+ D+
- 2019: Estimate informed by reported data. GoC=R+ D+
- 2018: Estimate informed by reported data. GoC=R+ D+
- 2017: Estimate informed by reported data. GoC=R+ D+
- 2016: Estimate informed by reported data. GoC=R+ S+ D+
- 2015: Estimate informed by reported data. GoC=R+ S+ D+
- 2014: Estimate informed by reported data supported by survey.Survey evidence of 94 percent based on 1 survey(s). Armenia Demographic and Health Survey 2015-2016 record or recall results of 93 percent modified for recall bias to 94 percent based on 1st dose record or recall coverage of 99 percent, 1st dose record only coverage of 95 percent and 3rd dose record only coverage of 90 percent. GoC=R+ S+ D+
- 2013: Estimate informed by reported data supported by survey.Survey evidence of 93 percent based on 1 survey(s). Estimate challenged by: D-

Armenia - HEPB3

ARM - HEPB3



	2013	2014	2015	2016	2017	2018	2019	2020	2021	2022	2023	2024
Estimate	95	93	94	94	94	92	92	92	93	96	94	94
Estimate GoC	•	•••	•••	•••	••	••	••	••	••	••	••	••
Official	95	93	94	94	94	92	92	92	93	96	94	94
Administrative	95	94	94	94	94	92	92	92	93	96	94	94
Survey	93	93	-	-	-	-	-	-	-	-	-	-

The WHO and UNICEF estimates of national immunization coverage (wuenic) are based on data and information that are of varying, and, in some instances, unknown quality. Beginning with the 2011 revision we describe the grade of confidence (GoC) we have in these estimates. As there is no underlying probability model upon which the estimates are based, we are unable to present classical measures of uncertainty, e.g., confidence intervals. Moreover, we have chosen not to make subjective estimates of plausibility/certainty ranges around the coverage. The GoC reflects the degree of empirical support upon which the estimates are based. It is not a judgment of the quality of data reported by national authorities.

- Estimate is supported by reported data [R+], coverage recalculated with an independent denominator from the World Population Prospects: 2024 revision from the UN Population Division (D+), and at least one supporting survey within 2 years [S+]. While well supported, the estimate still carries a risk of being wrong.
- Estimate is supported by at least one data source; [R+], [S+], or [D+]; and no data source, [R-], [D-], or [S-], challenges the estimate.
- There are no directly supporting data; or data from at least one source; [R-], [D-], [S-]; challenge the estimate.

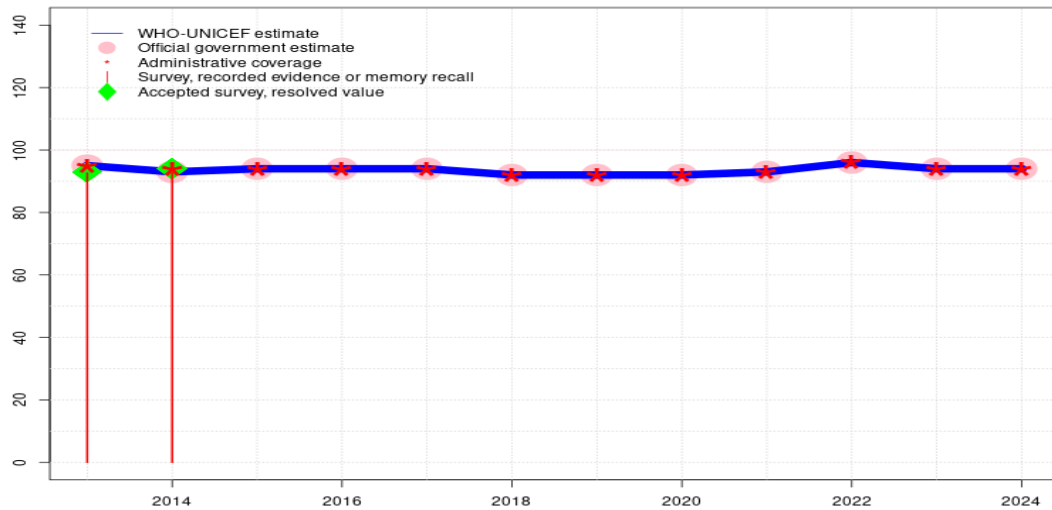
In all cases these estimates should be used with caution and should be assessed in light of the objective for which they are being used.

Description:

- 2024: Estimate informed by reported data. No nationally representative household survey for the most recent 5 annual birth cohorts. WHO and UNICEF recommend a high quality survey to verify reported levels of coverage. GoC=R+ D+
- 2023: Estimate informed by reported data. GoC=R+ D+
- 2022: Estimate informed by reported data. Estimate informed by reported data in spite of use of hexavalent DTP-HepB-Hib-IPV vaccine and differences in reported coverage for DTP3. GoC=R+ D+
- 2021: Estimate informed by reported data. GoC=R+ D+
- 2020: Estimate informed by reported data. GoC=R+ D+
- 2019: Estimate informed by reported data. GoC=R+ D+
- 2018: Estimate informed by reported data. GoC=R+ D+
- 2017: Estimate informed by reported data. GoC=R+ D+
- 2016: Estimate informed by reported data. GoC=R+ S+ D+
- 2015: Estimate informed by reported data. GoC=R+ S+ D+
- 2014: Estimate informed by reported data supported by survey.Survey evidence of 94 percent based on 1 survey(s). Armenia Demographic and Health Survey 2015-2016 record or recall results of 93 percent modified for recall bias to 94 percent based on 1st dose record or recall coverage of 99 percent, 1st dose record only coverage of 95 percent and 3rd dose record only coverage of 90 percent. GoC=R+ S+ D+
- 2013: Estimate informed by reported data supported by survey.Survey evidence of 93 percent based on 1 survey(s). Estimate challenged by: D-

Armenia - HIB3

ARM - HIB3



Description:

- 2024: Estimate informed by reported data. No nationally representative household survey for the most recent 5 annual birth cohorts. WHO and UNICEF recommend a high quality survey to verify reported levels of coverage. GoC=R+ D+
- 2023: Estimate informed by reported data. GoC=R+ D+
- 2022: Estimate informed by reported data. Estimate informed by reported data in spite of use of hexavalent DTP-HepB-Hib-IPV vaccine and differences in reported coverage for DTP3. GoC=R+ D+
- 2021: Estimate informed by reported data. GoC=R+ D+
- 2020: Estimate informed by reported data. GoC=R+ D+
- 2019: Estimate informed by reported data. GoC=R+ D+
- 2018: Estimate informed by reported data. GoC=R+ D+
- 2017: Estimate informed by reported data. GoC=R+ D+
- 2016: Estimate informed by reported data. GoC=R+ S+ D+
- 2015: Estimate informed by reported data. GoC=R+ S+ D+
- 2014: Estimate informed by reported data supported by survey. Survey evidence of 94 percent based on 1 survey(s). Armenia Demographic and Health Survey 2015-2016 record or recall results of 93 percent modified for recall bias to 94 percent based on 1st dose record or recall coverage of 99 percent, 1st dose record only coverage of 95 percent and 3rd dose record only coverage of 90 percent. GoC=R+ S+ D+
- 2013: Estimate informed by reported data supported by survey. Survey evidence of 93 percent based on 1 survey(s). Estimate challenged by: D-

	2013	2014	2015	2016	2017	2018	2019	2020	2021	2022	2023	2024
Estimate	95	93	94	94	94	92	92	92	93	96	94	94
Estimate GoC	●	●●●	●●●	●●●	●●	●●	●●	●●	●●	●●	●●	●●
Official	95	93	94	94	94	92	92	92	93	96	94	94
Administrative	95	94	94	94	94	92	92	92	93	96	94	94
Survey	93	93	-	-	-	-	-	-	-	-	-	-

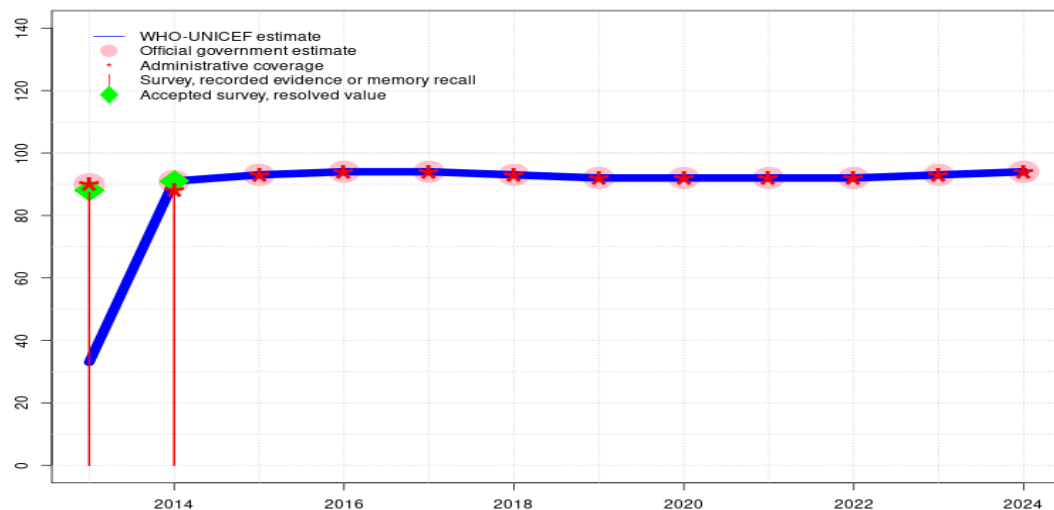
The WHO and UNICEF estimates of national immunization coverage (wuenic) are based on data and information that are of varying, and, in some instances, unknown quality. Beginning with the 2011 revision we describe the grade of confidence (GoC) we have in these estimates. As there is no underlying probability model upon which the estimates are based, we are unable to present classical measures of uncertainty, e.g., confidence intervals. Moreover, we have chosen not to make subjective estimates of plausibility/certainty ranges around the coverage. The GoC reflects the degree of empirical support upon which the estimates are based. It is not a judgment of the quality of data reported by national authorities.

- Estimate is supported by reported data [R+], coverage recalculated with an independent denominator from the World Population Prospects: 2024 revision from the UN Population Division (D+), and at least one supporting survey within 2 years [S+]. While well supported, the estimate still carries a risk of being wrong.
- Estimate is supported by at least one data source; [R+], [S+], or [D+]; and no data source, [R-], [D-], or [S-], challenges the estimate.
- There are no directly supporting data; or data from at least one source; [R-], [D-], [S-]; challenge the estimate.

In all cases these estimates should be used with caution and should be assessed in light of the objective for which they are being used.

Armenia - ROTAC

ARM - ROTAC



Description:

- 2024: Estimate informed by reported data. No nationally representative household survey for the most recent 5 annual birth cohorts. WHO and UNICEF recommend a high quality survey to verify reported levels of coverage. GoC=R+ D+
- 2023: Estimate informed by reported data. GoC=R+ D+
- 2022: Estimate informed by reported data. GoC=R+ D+
- 2021: Estimate informed by reported data. GoC=R+ D+
- 2020: Estimate informed by reported data. GoC=R+ D+
- 2019: Estimate informed by reported data. GoC=R+ D+
- 2018: Estimate informed by reported data. GoC=R+ D+
- 2017: Estimate informed by reported data. GoC=R+ D+
- 2016: Estimate informed by reported data. GoC=R+ S+ D+
- 2015: Estimate informed by reported data. GoC=R+ S+ D+
- 2014: Estimate informed by reported data supported by survey. Survey evidence of 91 percent based on 1 survey(s). Armenia Demographic and Health Survey 2015-2016 record or recall results of 90 percent modified for recall bias to 91 percent based on 1st dose record or recall coverage of 93 percent, 1st dose record only coverage of 90 percent and 3rd dose record only coverage of 88 percent. GoC=R+ S+ D+
- 2013: Rotavirus vaccine introduced in 2013. Ninety percent coverage attained in 36 percent of the national target population. Estimate informed by annualized coverage among national birth cohort. Survey result may reflect children reached beyond infancy during introduction. Armenia Demographic and Health Survey 2015-2016 record or recall results of 87 percent modified for recall bias to 88 percent based on 1st dose record or recall coverage of 92 percent, 1st dose record only coverage of 88 percent and 3rd dose record only coverage of 84 percent. Estimate challenged by: R-S-

	2013	2014	2015	2016	2017	2018	2019	2020	2021	2022	2023	2024
Estimate	33	91	93	94	94	93	92	92	92	92	93	94
Estimate GoC	●	●●●	●●●	●●●	●●	●●	●●	●●	●●	●●	●●	●●
Official	90	91	93	94	94	93	92	92	92	92	93	94
Administrative	90	88	93	94	94	93	92	92	92	92	93	94
Survey	87	90	-	-	-	-	-	-	-	-	-	-

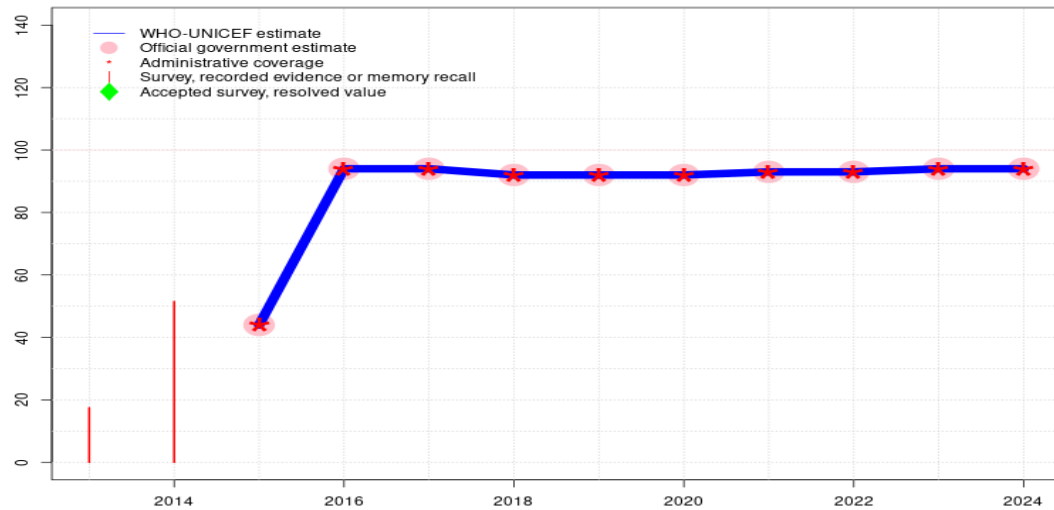
The WHO and UNICEF estimates of national immunization coverage (wuenic) are based on data and information that are of varying, and, in some instances, unknown quality. Beginning with the 2011 revision we describe the grade of confidence (GoC) we have in these estimates. As there is no underlying probability model upon which the estimates are based, we are unable to present classical measures of uncertainty, e.g., confidence intervals. Moreover, we have chosen not to make subjective estimates of plausibility/certainty ranges around the coverage. The GoC reflects the degree of empirical support upon which the estimates are based. It is not a judgment of the quality of data reported by national authorities.

- Estimate is supported by reported data [R+], coverage recalculated with an independent denominator from the World Population Prospects: 2024 revision from the UN Population Division (D+), and at least one supporting survey within 2 years [S+]. While well supported, the estimate still carries a risk of being wrong.
- Estimate is supported by at least one data source; [R+], [S+], or [D+]; and no data source, [R-], [D-], or [S-], challenges the estimate.
- There are no directly supporting data; or data from at least one source; [R-], [D-], [S-]; challenge the estimate.

In all cases these estimates should be used with caution and should be assessed in light of the objective for which they are being used.

Armenia - PCV3

ARM - PCV3



Description:

2024: Estimate informed by reported data. No nationally representative household survey for the most recent 5 annual birth cohorts. WHO and UNICEF recommend a high quality survey to verify reported levels of coverage. GoC=R+ D+

2023: Estimate informed by reported data. GoC=R+ D+

2022: Estimate informed by reported data. GoC=R+ D+

2021: Estimate informed by reported data. GoC=R+ D+

2020: Estimate informed by reported data. GoC=R+ D+

2019: Estimate informed by reported data. GoC=R+ D+

2018: Estimate informed by reported data. GoC=R+ D+

2017: Estimate informed by reported data. GoC=R+ D+

2016: Estimate informed by reported data. GoC=R+ D+

2015: Estimate informed by reported data. Pneumococcal conjugate vaccine introduced in 2014. Reporting started in 2015. GoC=R+ D+

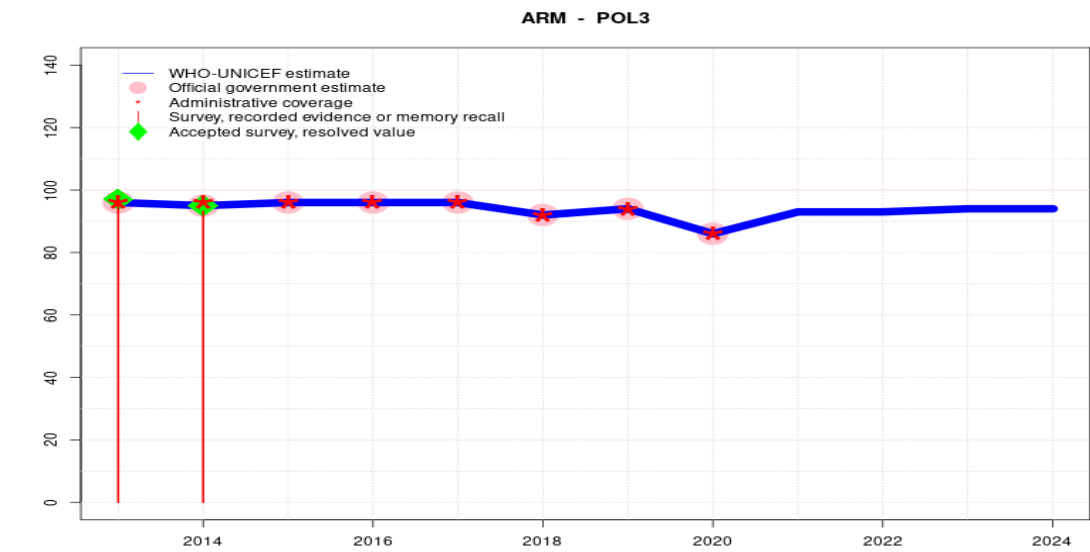
	2013	2014	2015	2016	2017	2018	2019	2020	2021	2022	2023	2024
Estimate	-	-	44	94	94	92	92	92	93	93	94	94
Estimate GoC	-	-	••	••	••	••	••	••	••	••	••	••
Official	-	-	44	94	94	92	92	92	93	93	94	94
Administrative	-	-	44	94	94	92	92	92	93	93	94	94
Survey	18	52	-	-	-	-	-	-	-	-	-	-

The WHO and UNICEF estimates of national immunization coverage (wuenic) are based on data and information that are of varying, and, in some instances, unknown quality. Beginning with the 2011 revision we describe the grade of confidence (GoC) we have in these estimates. As there is no underlying probability model upon which the estimates are based, we are unable to present classical measures of uncertainty, e.g., confidence intervals. Moreover, we have chosen not to make subjective estimates of plausibility/certainty ranges around the coverage. The GoC reflects the degree of empirical support upon which the estimates are based. It is not a judgment of the quality of data reported by national authorities.

- Estimate is supported by reported data [R+], coverage recalculated with an independent denominator from the World Population Prospects: 2024 revision from the UN Population Division (D+), and at least one supporting survey within 2 years [S+]. While well supported, the estimate still carries a risk of being wrong.
- Estimate is supported by at least one data source; [R+], [S+], or [D+]; and no data source, [R-], [D-], or [S-], challenges the estimate.
- There are no directly supporting data; or data from at least one source; [R-], [D-], [S-]; challenge the estimate.

In all cases these estimates should be used with caution and should be assessed in light of the objective for which they are being used.

Armenia - POL3



	2013	2014	2015	2016	2017	2018	2019	2020	2021	2022	2023	2024
Estimate	96	95	96	96	96	92	94	86	93	93	94	94
Estimate GoC	•	•••	•••	•••	••	••	••	••	•	•	•	•
Official	96	95	96	96	96	92	94	86	-	-	-	-
Administrative	96	96	96	96	96	92	94	86	-	-	-	-
Survey	96	93	-	-	-	-	-	-	-	-	-	-

The WHO and UNICEF estimates of national immunization coverage (wuenic) are based on data and information that are of varying, and, in some instances, unknown quality. Beginning with the 2011 revision we describe the grade of confidence (GoC) we have in these estimates. As there is no underlying probability model upon which the estimates are based, we are unable to present classical measures of uncertainty, e.g., confidence intervals. Moreover, we have chosen not to make subjective estimates of plausibility/certainty ranges around the coverage. The GoC reflects the degree of empirical support upon which the estimates are based. It is not a judgment of the quality of data reported by national authorities.

- Estimate is supported by reported data [R+], coverage recalculated with an independent denominator from the World Population Prospects: 2024 revision from the UN Population Division (D+), and at least one supporting survey within 2 years [S+]. While well supported, the estimate still carries a risk of being wrong.
- Estimate is supported by at least one data source; [R+], [S+], or [D+]; and no data source, [R-], [D-], or [S-], challenges the estimate.
- There are no directly supporting data; or data from at least one source; [R-], [D-], [S-]; challenge the estimate.

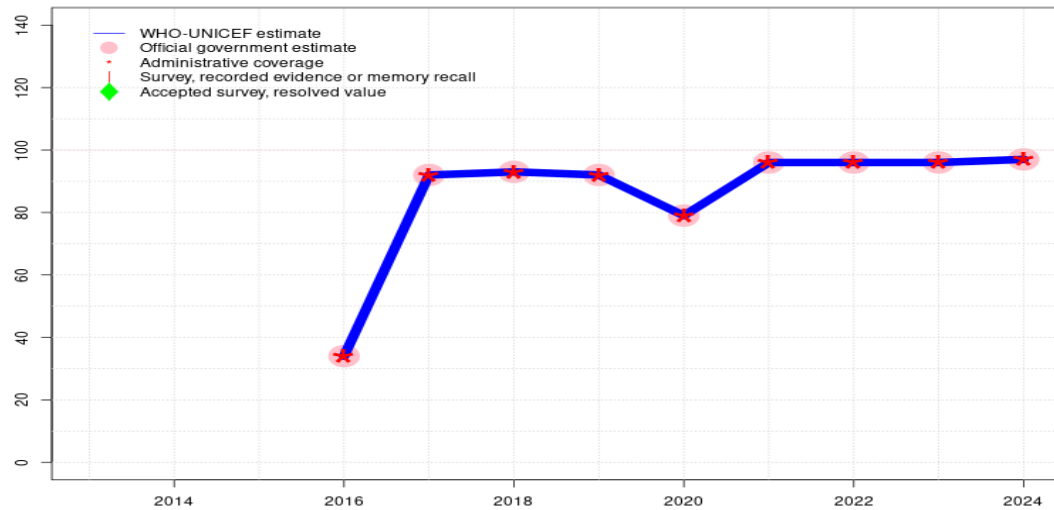
In all cases these estimates should be used with caution and should be assessed in light of the objective for which they are being used.

Description:

- 2024: Estimate informed by estimated DTP3 coverage. No nationally representative household survey for the most recent 5 annual birth cohorts. WHO and UNICEF recommend a high quality survey to verify reported levels of coverage. GoC=No accepted empirical data
- 2023: Estimate informed by reported DTP3 coverage. GoC=No accepted empirical data
- 2022: Estimate informed by reported DTP3 coverage following transition to use of hexavalent DTP-HepB-Hib-IPV vaccine. GoC=No accepted empirical data
- 2021: Estimate informed by reported DTP3 coverage following transition to use of hexavalent DTP-HepB-Hib-IPV vaccine. GoC=No accepted empirical data
- 2020: Estimate informed by reported data. GoC=R+ D+
- 2019: Estimate informed by reported data. GoC=R+ D+
- 2018: Estimate informed by reported data. GoC=R+ D+
- 2017: Estimate informed by reported data. GoC=R+ D+
- 2016: Estimate informed by reported data. GoC=R+ S+ D+
- 2015: Estimate informed by reported data. GoC=R+ S+ D+
- 2014: Estimate informed by reported data supported by survey.Survey evidence of 95 percent based on 1 survey(s). Armenia Demographic and Health Survey 2015-2016 record or recall results of 93 percent modified for recall bias to 95 percent based on 1st dose record or recall coverage of 98 percent, 1st dose record only coverage of 94 percent and 3rd dose record only coverage of 91 percent. GoC=R+ S+ D+
- 2013: Estimate informed by reported data supported by survey.Survey evidence of 97 percent based on 1 survey(s). Armenia Demographic and Health Survey 2015-2016 record or recall results of 96 percent modified for recall bias to 97 percent based on 1st dose record or recall coverage of 99 percent, 1st dose record only coverage of 92 percent and 3rd dose record only coverage of 90 percent. Estimate challenged by: D-

Armenia - IPV1

ARM - IPV1



Description:

2024: Estimate informed by reported data. No nationally representative household survey for the most recent 5 annual birth cohorts. WHO and UNICEF recommend a high quality survey to verify reported levels of coverage. GoC=R+ D+

2023: Estimate informed by reported data. GoC=R+ D+

2022: Estimate informed by reported data. GoC=R+ D+

2021: Estimate informed by reported data. Increase in coverage likely reflects transition to hexavalent DTP-HepB-Hib-IPV vaccine. GoC=R+ D+

2020: Estimate informed by reported data. Decline in coverage is unexplained. GoC=R+ D+

2019: Estimate informed by reported data. GoC=R+ D+

2018: Estimate informed by reported data. GoC=R+ D+

2017: Estimate informed by reported data. National roll out after introduction. GoC=R+ D+

2016: Estimate informed by reported data. GoC=R+ D+

	2013	2014	2015	2016	2017	2018	2019	2020	2021	2022	2023	2024
Estimate	-	-	-	34	92	93	92	79	96	96	96	97
Estimate GoC	-	-	-	●●	●●	●●	●●	●●	●●	●●	●●	●●
Official	-	-	-	34	92	93	92	79	96	96	96	97
Administrative	-	-	-	34	92	93	92	79	96	96	96	97
Survey	-	-	-	-	-	-	-	-	-	-	-	-

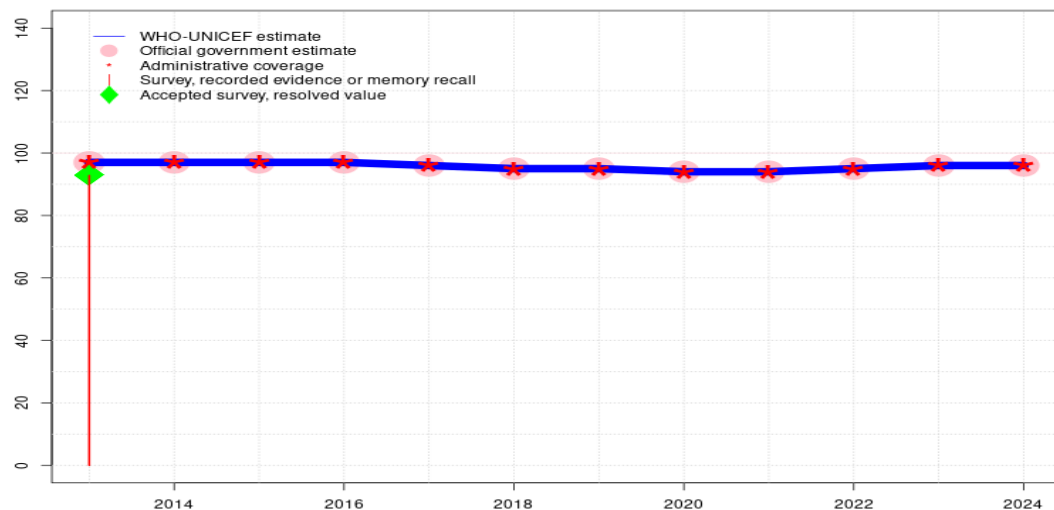
The WHO and UNICEF estimates of national immunization coverage (wuenic) are based on data and information that are of varying, and, in some instances, unknown quality. Beginning with the 2011 revision we describe the grade of confidence (GoC) we have in these estimates. As there is no underlying probability model upon which the estimates are based, we are unable to present classical measures of uncertainty, e.g., confidence intervals. Moreover, we have chosen not to make subjective estimates of plausibility/certainty ranges around the coverage. The GoC reflects the degree of empirical support upon which the estimates are based. It is not a judgment of the quality of data reported by national authorities.

- Estimate is supported by reported data [R+], coverage recalculated with an independent denominator from the World Population Prospects: 2024 revision from the UN Population Division (D+), and at least one supporting survey within 2 years [S+]. While well supported, the estimate still carries a risk of being wrong.
- Estimate is supported by at least one data source; [R+], [S+], or [D+]; and no data source, [R-], [D-], or [S-], challenges the estimate.
- There are no directly supporting data; or data from at least one source; [R-], [D-], [S-]; challenge the estimate.

In all cases these estimates should be used with caution and should be assessed in light of the objective for which they are being used.

Armenia - MCV1

ARM - MCV1



Description:

2024: Estimate informed by reported data. No nationally representative household survey for the most recent 5 annual birth cohorts. WHO and UNICEF recommend a high quality survey to verify reported levels of coverage. GoC=R+ D+

2023: Estimate informed by reported data. GoC=R+ D+

2022: Estimate informed by reported data. GoC=R+ D+

2021: Estimate informed by reported data. GoC=R+ D+

2020: Estimate informed by reported data. GoC=R+ D+

2019: Estimate informed by reported data. GoC=R+ D+

2018: Estimate informed by reported data. GoC=R+ D+

2017: Estimate informed by reported data. GoC=R+ D+

2016: Estimate informed by reported data. GoC=R+ D+

2015: Estimate informed by reported data. GoC=R+ S+ D+

2014: Estimate informed by reported data. GoC=R+ S+ D+

2013: Estimate informed by reported data supported by survey. Survey evidence of 93 percent based on 1 survey(s). Estimate challenged by: D-

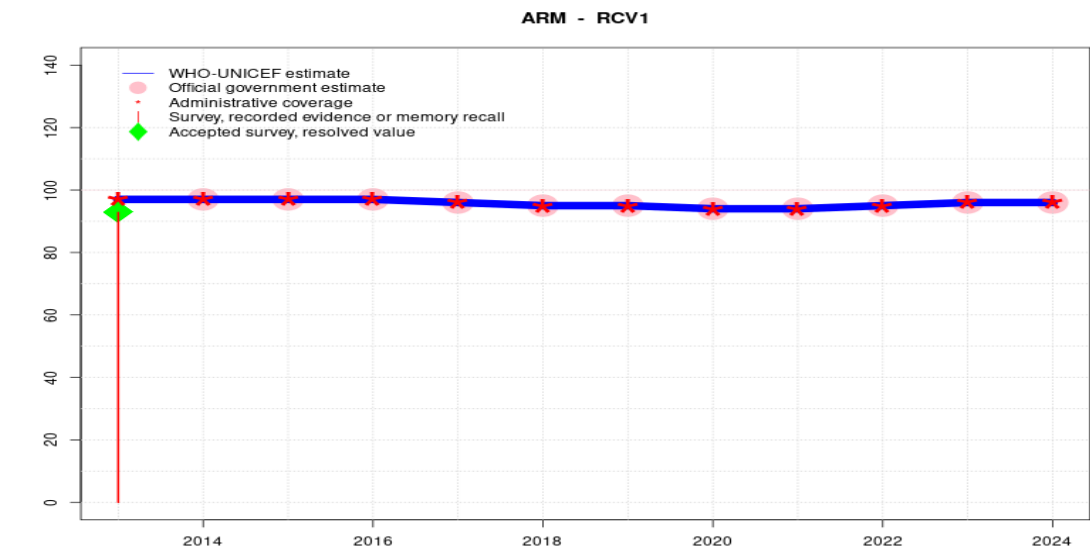
	2013	2014	2015	2016	2017	2018	2019	2020	2021	2022	2023	2024
Estimate	97	97	97	97	96	95	95	94	94	95	96	96
Estimate GoC	•	•••	•••	••	••	••	••	••	••	••	••	••
Official	97	97	97	97	96	95	95	94	94	95	96	96
Administrative	97	97	97	97	96	95	95	94	94	95	96	96
Survey	93	-	-	-	-	-	-	-	-	-	-	-

The WHO and UNICEF estimates of national immunization coverage (wuenic) are based on data and information that are of varying, and, in some instances, unknown quality. Beginning with the 2011 revision we describe the grade of confidence (GoC) we have in these estimates. As there is no underlying probability model upon which the estimates are based, we are unable to present classical measures of uncertainty, e.g., confidence intervals. Moreover, we have chosen not to make subjective estimates of plausibility/certainty ranges around the coverage. The GoC reflects the degree of empirical support upon which the estimates are based. It is not a judgment of the quality of data reported by national authorities.

- Estimate is supported by reported data [R+], coverage recalculated with an independent denominator from the World Population Prospects: 2024 revision from the UN Population Division (D+), and at least one supporting survey within 2 years [S+]. While well supported, the estimate still carries a risk of being wrong.
- Estimate is supported by at least one data source; [R+], [S+], or [D+]; and no data source, [R-], [D-], or [S-], challenges the estimate.
- There are no directly supporting data; or data from at least one source; [R-], [D-], [S-]; challenge the estimate.

In all cases these estimates should be used with caution and should be assessed in light of the objective for which they are being used.

Armenia - RCV1



Description:

- 2024: Estimate based on estimated MCV1. No nationally representative household survey for the most recent 5 annual birth cohorts. WHO and UNICEF recommend a high quality survey to verify reported levels of coverage. GoC=R+ D+
- 2023: Estimate based on estimated MCV1. GoC=R+ D+
- 2022: Estimate based on estimated MCV1. GoC=R+ D+
- 2021: Estimate based on estimated MCV1. GoC=R+ D+
- 2020: Estimate based on estimated MCV1. GoC=R+ D+
- 2019: Estimate based on estimated MCV1. GoC=R+ D+
- 2018: Estimate based on estimated MCV1. GoC=R+ D+
- 2017: Estimate based on estimated MCV1. GoC=R+ D+
- 2016: Estimate based on estimated MCV1. GoC=R+ D+
- 2015: Estimate based on estimated MCV1. GoC=R+ S+ D+
- 2014: Estimate based on estimated MCV1. GoC=R+ S+ D+
- 2013: Estimate based on estimated MCV1. Estimate challenged by: D-

	2013	2014	2015	2016	2017	2018	2019	2020	2021	2022	2023	2024
Estimate	97	97	97	97	96	95	95	94	94	95	96	96
Estimate GoC	•	•••	•••	••	••	••	••	••	••	••	••	••
Official	-	97	97	97	96	95	95	94	94	95	96	96
Administrative	97	97	97	97	96	95	95	94	94	95	96	96
Survey	93	-	-	-	-	-	-	-	-	-	-	-

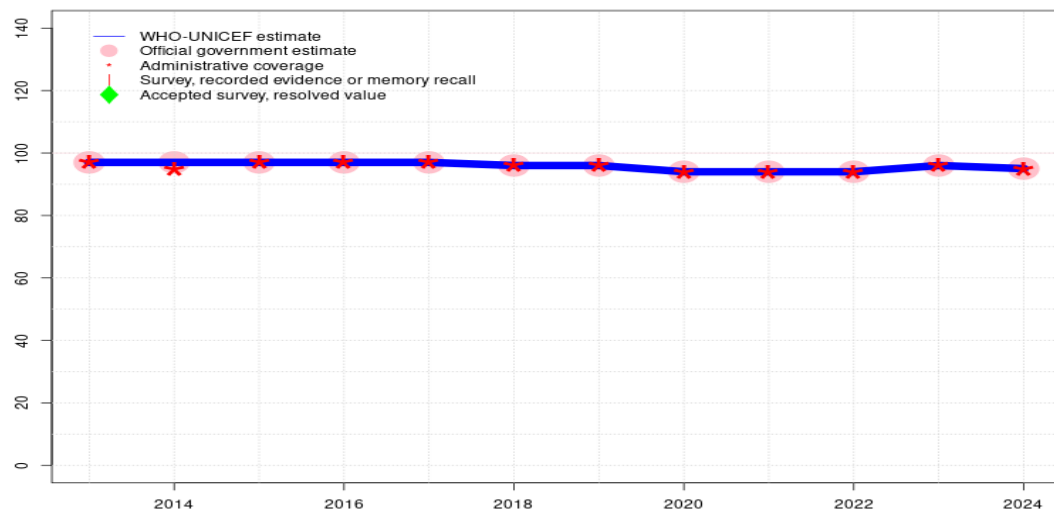
The WHO and UNICEF estimates of national immunization coverage (wuenic) are based on data and information that are of varying, and, in some instances, unknown quality. Beginning with the 2011 revision we describe the grade of confidence (GoC) we have in these estimates. As there is no underlying probability model upon which the estimates are based, we are unable to present classical measures of uncertainty, e.g., confidence intervals. Moreover, we have chosen not to make subjective estimates of plausibility/certainty ranges around the coverage. The GoC reflects the degree of empirical support upon which the estimates are based. It is not a judgment of the quality of data reported by national authorities.

- Estimate is supported by reported data [R+], coverage recalculated with an independent denominator from the World Population Prospects: 2024 revision from the UN Population Division (D+), and at least one supporting survey within 2 years [S+]. While well supported, the estimate still carries a risk of being wrong.
- Estimate is supported by at least one data source; [R+], [S+], or [D+]; and no data source, [R-], [D-], or [S-], challenges the estimate.
- There are no directly supporting data; or data from at least one source; [R-], [D-], [S-]; challenge the estimate.

In all cases these estimates should be used with caution and should be assessed in light of the objective for which they are being used.

Armenia - MCV2

ARM - MCV2



Description:

2024: Estimate informed by reported data. No nationally representative household survey for the most recent 5 annual birth cohorts. WHO and UNICEF recommend a high quality survey to verify reported levels of coverage. GoC=R+ D+

2023: Estimate informed by reported data. GoC=R+ D+

2022: Estimate informed by reported data. GoC=R+ D+

2021: Estimate informed by reported data. GoC=R+ D+

2020: Estimate informed by reported data. GoC=R+ D+

2019: Estimate informed by reported data. GoC=R+ D+

2018: Estimate informed by reported data. GoC=R+ D+

2017: Estimate informed by reported data. GoC=R+ D+

2016: Estimate informed by reported data. GoC=R+ D+

2015: Estimate informed by reported data. GoC=R+ D+

2014: Estimate informed by reported data. GoC=R+ D+

2013: Estimate informed by reported data. Estimate challenged by: D-

	2013	2014	2015	2016	2017	2018	2019	2020	2021	2022	2023	2024
Estimate	97	97	97	97	97	96	96	94	94	94	96	95
Estimate GoC	●	●●	●●	●●	●●	●●	●●	●●	●●	●●	●●	●●
Official	97	97	97	97	97	96	96	94	94	94	96	95
Administrative	97	95	97	97	97	96	96	94	94	94	96	95
Survey	-	-	-	-	-	-	-	-	-	-	-	-

The WHO and UNICEF estimates of national immunization coverage (wuenic) are based on data and information that are of varying, and, in some instances, unknown quality. Beginning with the 2011 revision we describe the grade of confidence (GoC) we have in these estimates. As there is no underlying probability model upon which the estimates are based, we are unable to present classical measures of uncertainty, e.g., confidence intervals. Moreover, we have chosen not to make subjective estimates of plausibility/certainty ranges around the coverage. The GoC reflects the degree of empirical support upon which the estimates are based. It is not a judgment of the quality of data reported by national authorities.

- Estimate is supported by reported data [R+], coverage recalculated with an independent denominator from the World Population Prospects: 2024 revision from the UN Population Division (D+), and at least one supporting survey within 2 years [S+]. While well supported, the estimate still carries a risk of being wrong.
- Estimate is supported by at least one data source; [R+], [S+], or [D+]; and no data source, [R-], [D-], or [S-], challenges the estimate.
- There are no directly supporting data; or data from at least one source; [R-], [D-], [S-]; challenge the estimate.

In all cases these estimates should be used with caution and should be assessed in light of the objective for which they are being used.

Armenia - Survey Details

NOTE A survey to measure vaccination coverage for infants (i.e., children aged 0-11 months) will sample children aged 12-23 months at the time of survey to capture the youngest annual cohort of children who should have completed the vaccination schedule. Because WUENIC are for infant vaccinations, survey data in this report are presented to reflect the birth year of the youngest survey cohort. For example, results for a survey conducted during December 2020 among children aged 12-23 months at the time of the survey reflect the immunization experience of children born in 2019. Depending on the timing of survey field work, results may reflect the immunization experience of children born and vaccinated one or two years prior to the survey field work.

The survey results below present vaccination coverage estimates by antigen, confirmation method, and child's age at the time of the survey. Coverage based on **Recall** reflects information based upon a mother's or caregiver's memory. Coverage based on **Record** reflects information drawn from documented vaccination history in home- and/or facility-based records. **Evidence seen** reflects the percentage of children in the sample with documented evidence of vaccination history seen by the survey team.

2014 Armenia Demographic and Health Survey 2015-2016

Vaccine	Confirmation method	Coverage	Age cohort	Sample	Evidence seen
BCG	Recall	3.5	12-23 m	13	96
BCG	Record	95.5	12-23 m	325	96
BCG	Record or Recall	99	12-23 m	338	96
BCG	Record or Recall<12m	99	12-23 m	338	96
DTP1	Recall	3.5	12-23 m	13	96
DTP1	Record	95	12-23 m	325	96
DTP1	Record or Recall	98.5	12-23 m	338	96
DTP1	Record or Recall<12m	97.7	12-23 m	338	96
DTP3	Recall	2.6	12-23 m	13	96
DTP3	Record	90.1	12-23 m	325	96
DTP3	Record or Recall	92.7	12-23 m	338	96
DTP3	Record or Recall<12m	90.4	12-23 m	338	96
HEPB1	Recall	3.5	12-23 m	13	96
HEPB1	Record	95	12-23 m	325	96
HEPB1	Record or Recall	98.5	12-23 m	338	96
HEPB1	Record or Recall<12m	97.7	12-23 m	338	96
HEPB3	Recall	2.6	12-23 m	13	96
HEPB3	Record	90.1	12-23 m	325	96
HEPB3	Record or Recall	92.7	12-23 m	338	96

HEPB3	Record or Recall<12m	90.4	12-23 m	338	96
HEPBB	Recall	3.5	12-23 m	13	96
HEPBB	Record	94.4	12-23 m	325	96
HEPBB	Record or Recall	97.9	12-23 m	338	96
HEPBB	Record or Recall<12m	97.9	12-23 m	338	96
HIB1	Recall	3.5	12-23 m	13	96
HIB1	Record	95	12-23 m	325	96
HIB1	Record or Recall	98.5	12-23 m	338	96
HIB1	Record or Recall<12m	97.7	12-23 m	338	96
HIB3	Recall	2.6	12-23 m	13	96
HIB3	Record	90.1	12-23 m	325	96
HIB3	Record or Recall	92.7	12-23 m	338	96
HIB3	Record or Recall<12m	90.4	12-23 m	338	96
PCV1	Recall	2.6	12-23 m	13	96
PCV1	Record	59.1	12-23 m	325	96
PCV1	Record or Recall	61.6	12-23 m	338	96
PCV1	Record or Recall<12m	61.2	12-23 m	338	96
PCV3	Recall	1.2	12-23 m	13	96
PCV3	Record	50.3	12-23 m	325	96
PCV3	Record or Recall	51.5	12-23 m	338	96
PCV3	Record or Recall<12m	50.5	12-23 m	338	96
POL1	Recall	3.5	12-23 m	13	96
POL1	Record	94.3	12-23 m	325	96
POL1	Record or Recall	97.8	12-23 m	338	96
POL1	Record or Recall<12m	97.8	12-23 m	338	96
POL3	Recall	2.6	12-23 m	13	96
POL3	Record	90.6	12-23 m	325	96
POL3	Record or Recall	93.2	12-23 m	338	96
POL3	Record or Recall<12m	92	12-23 m	338	96
ROTAC	Recall	2.4	12-23 m	13	96
ROTAC	Record	87.7	12-23 m	325	96
ROTAC	Record or Recall	90.2	12-23 m	338	96
ROTAC	Record or Recall<12m	89.2	12-23 m	338	96

2013 Armenia Demographic and Health Survey 2015-2016

Vaccine	Confirmation method	Coverage	Age cohort	Sample	Evidence seen
BCG	Recall	6.8	24-35 m	25	-
BCG	Record	92.4	24-35 m	310	-

Armenia - Survey Details

BCG	Record or Recall	99.2	24-35 m	335	-	PCV3	Record or Recall	17.5	24-35 m	335	-
BCG	Record or Recall<12m	99.2	24-35 m	335	-	PCV3	Record or Recall<12m	17.5	24-35 m	335	-
DTP1	Recall	5.4	24-35 m	25	-	POL1	Recall	6.5	24-35 m	25	-
DTP1	Record	91.1	24-35 m	310	-	POL1	Record	92.4	24-35 m	310	-
DTP1	Record or Recall	96.4	24-35 m	335	-	POL1	Record or Recall	98.9	24-35 m	335	-
DTP1	Record or Recall<12m	94.5	24-35 m	335	-	POL1	Record or Recall<12m	96.1	24-35 m	335	-
DTP3	Recall	4.3	24-35 m	25	-	POL3	Recall	5.9	24-35 m	25	-
DTP3	Record	88.3	24-35 m	310	-	POL3	Record	89.7	24-35 m	310	-
DTP3	Record or Recall	92.6	24-35 m	335	-	POL3	Record or Recall	95.6	24-35 m	335	-
DTP3	Record or Recall<12m	87.4	24-35 m	335	-	POL3	Record or Recall<12m	91.3	24-35 m	335	-
HEPB1	Recall	5.4	24-35 m	25	-	RCV1	Recall	5.4	24-35 m	25	-
HEPB1	Record	91.1	24-35 m	310	-	RCV1	Record	87.4	24-35 m	310	-
HEPB1	Record or Recall	96.4	24-35 m	335	-	RCV1	Record or Recall	92.8	24-35 m	335	-
HEPB1	Record or Recall<12m	94.5	24-35 m	335	-	RCV1	Record or Recall<12m	91.2	24-35 m	335	-
HEPB3	Recall	4.3	24-35 m	25	-	ROTAC	Recall	3.3	24-35 m	25	-
HEPB3	Record	88.3	24-35 m	310	-	ROTAC	Record	84	24-35 m	310	-
HEPB3	Record or Recall	92.6	24-35 m	335	-	ROTAC	Record or Recall	87.3	24-35 m	335	-
HEPB3	Record or Recall<12m	87.4	24-35 m	335	-	ROTAC	Record or Recall<12m	85.6	24-35 m	335	-
HEPBB	Recall	6.8	24-35 m	25	-	2009 Armenia Demographic and Health Survey 2010					
HEPBB	Record	91.3	24-35 m	310	-						
HEPBB	Record or Recall	98.2	24-35 m	335	-	Vaccine	Confirmation method	Coverage	Age cohort	Sample	Evidence seen
HEPBB	Record or Recall<12m	98.2	24-35 m	335	-	BCG	Recall	7.3	18-29 m	306	-
HIB1	Recall	5.4	24-35 m	25	-	BCG	Record	92.3	18-29 m	306	-
HIB1	Record	91.1	24-35 m	310	-	BCG	Record or Recall	99.5	18-29 m	306	-
HIB1	Record or Recall	96.4	24-35 m	335	-	BCG	Record or Recall<18m	99.5	18-29 m	306	-
HIB1	Record or Recall<12m	94.5	24-35 m	335	-	DTP1	Recall	7.1	18-29 m	306	-
HIB3	Recall	4.3	24-35 m	25	-	DTP1	Record	91.8	18-29 m	306	-
HIB3	Record	88.3	24-35 m	310	-	DTP1	Record or Recall	98.9	18-29 m	306	-
HIB3	Record or Recall	92.6	24-35 m	335	-	DTP1	Record or Recall<18m	98.4	18-29 m	306	-
HIB3	Record or Recall<12m	87.4	24-35 m	335	-	DTP3	Recall	4.6	18-29 m	306	-
MCV1	Recall	5.4	24-35 m	25	-	DTP3	Record	90.3	18-29 m	306	-
MCV1	Record	87.4	24-35 m	310	-	DTP3	Record or Recall	95	18-29 m	306	-
MCV1	Record or Recall	92.8	24-35 m	335	-	DTP3	Record or Recall<18m	91.8	18-29 m	306	-
MCV1	Record or Recall<12m	91.2	24-35 m	335	-	HEPB1	Recall	6.6	18-29 m	306	-
PCV1	Recall	3.1	24-35 m	25	-	HEPB1	Record	91.6	18-29 m	306	-
PCV1	Record	23.7	24-35 m	310	-	HEPB1	Record or Recall	98.3	18-29 m	306	-
PCV1	Record or Recall	26.8	24-35 m	335	-	HEPB1	Record or Recall<18m	98.3	18-29 m	306	-
PCV1	Record or Recall<12m	25.5	24-35 m	335	-	HEPB3	Recall	4.2	18-29 m	306	-
PCV3	Recall	1.9	24-35 m	25	-						
PCV3	Record	15.6	24-35 m	310	-						

HEPB3	Record	85.3	18-29 m	306	-
HEPB3	Record or Recall	89.5	18-29 m	306	-
HEPB3	Record or Recall<18m	87.9	18-29 m	306	-
MCV1	Recall	7.1	18-29 m	306	-
MCV1	Record	88.3	18-29 m	306	-
MCV1	Record or Recall	95.4	18-29 m	306	-
MCV1	Record or Recall<18m	92.6	18-29 m	306	-
POL1	Recall	7.3	18-29 m	306	-
POL1	Record	92.1	18-29 m	306	-
POL1	Record or Recall	99.4	18-29 m	306	-
POL1	Record or Recall<18m	98.9	18-29 m	306	-
POL3	Recall	5	18-29 m	306	-
POL3	Record	90.3	18-29 m	306	-
POL3	Record or Recall	95.3	18-29 m	306	-
POL3	Record or Recall<18m	93.3	18-29 m	306	-

2004 Armenia Demographic and Health Survey 2005

Vaccine	Confirmation method	Coverage	Age cohort	Sample	Evidence seen
BCG	Recall	7.7	12-23 m	302	92
BCG	Record	90.4	12-23 m	302	92
BCG	Record or Recall	98.1	12-23 m	302	92
BCG	Record or Recall<12m	97.9	12-23 m	302	92
DTP1	Recall	7.1	12-23 m	302	92
DTP1	Record	87.4	12-23 m	302	92
DTP1	Record or Recall	94.5	12-23 m	302	92
DTP1	Record or Recall<12m	86.7	12-23 m	302	92
DTP3	Recall	3.2	12-23 m	302	92
DTP3	Record	68.2	12-23 m	302	92
DTP3	Record or Recall	71.4	12-23 m	302	92
DTP3	Record or Recall<12m	44.8	12-23 m	302	92
HEPB1	Recall	7.1	12-23 m	302	92
HEPB1	Record	90.3	12-23 m	302	92
HEPB1	Record or Recall	97.5	12-23 m	302	92
HEPB1	Record or Recall<12m	97.3	12-23 m	302	92
HEPB3	Recall	3.5	12-23 m	302	92
HEPB3	Record	71.9	12-23 m	302	92

HEPB3	Record or Recall	75.4	12-23 m	302	92
HEPB3	Record or Recall<12m	66.5	12-23 m	302	92
MCV1	Recall	3.1	12-23 m	302	92
MCV1	Record	69.2	12-23 m	302	92
MCV1	Record or Recall	72.3	12-23 m	302	92
MCV1	Record or Recall<12m	2.9	12-23 m	302	92
POL1	Recall	7.5	12-23 m	302	92
POL1	Record	89.9	12-23 m	302	92
POL1	Record or Recall	97.5	12-23 m	302	92
POL1	Record or Recall<12m	92.8	12-23 m	302	92
POL3	Recall	4.3	12-23 m	302	92
POL3	Record	72.5	12-23 m	302	92
POL3	Record or Recall	76.9	12-23 m	302	92
POL3	Record or Recall<12m	41.6	12-23 m	302	92

1999 Armenia Demographic and Health Survey 2000, 2001

Vaccine	Confirmation method	Coverage	Age cohort	Sample	Evidence seen
BCG	Record	89.2	12-23 m	283	-
DTP1	Record	91.8	12-23 m	283	-
DTP3	Record	88.4	12-23 m	283	-
MCV1	Record	73.2	12-23 m	283	-
POL1	Record	92.6	12-23 m	283	-
POL3	Record	90.7	12-23 m	283	-

1998 Evaluation of the National Immunization Program of the Republic of Armenia 1999

Vaccine	Confirmation method	Coverage	Age cohort	Sample	Evidence seen
BCG	Record or Recall	95.7	15-26 m	2145	-
DTP3	Record or Recall	97.7	15-26 m	2145	-
MCV1	Record or Recall	87.2	15-26 m	2145	-
POL3	Record or Recall	99.4	15-26 m	2145	-

Further information and estimates for previous years are available at:
<https://data.unicef.org/topic/child-health/immunization/>
<https://immunizationdata.who.int/listing.html>