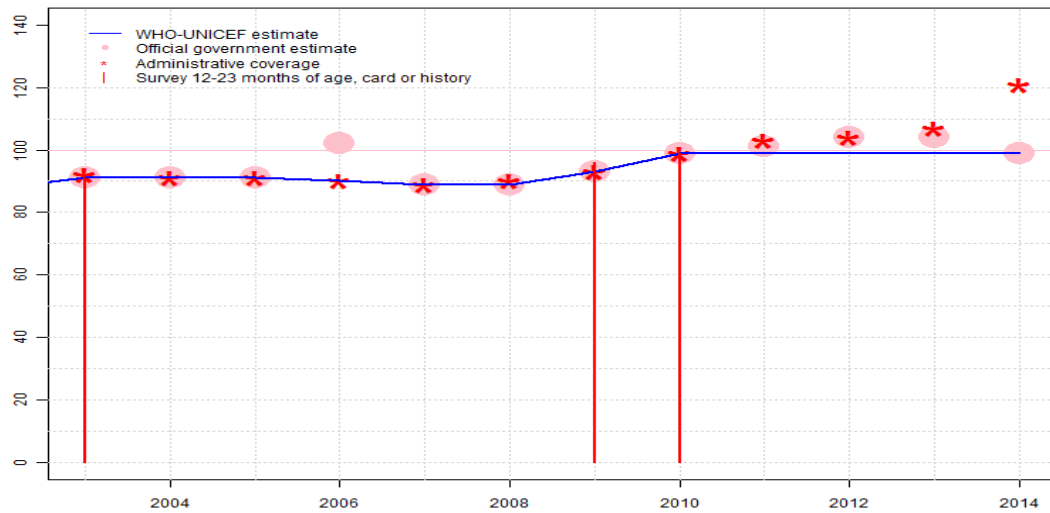


# United Republic of Tanzania - BCG

TZA - BCG



	2003	2004	2005	2006	2007	2008	2009	2010	2011	2012	2013	2014
Estimate	91	91	91	90	89	89	93	99	99	99	99	99
Estimate GoC	●●●	●●●	●●●	●●	●●●	●●●	●●●	●●●	●●	●●	●●	●
Official	91	91	91	102	89	89	93	99	101	104	104	99
Administrative	92	91	91	90	89	90	93	99	103	104	107	121
Survey	91	NA	NA	NA	NA	NA	96	99	NA	NA	NA	NA

The WHO and UNICEF estimates of national immunization coverage (wuenic) are based on data and information that are of varying, and, in some instances, unknown quality. Beginning with the 2011 revision we describe the grade of confidence (GoC) we have in these estimates. As there is no underlying probability model upon which the estimates are based, we are unable to present classical measures of uncertainty, e.g., confidence intervals. Moreover, we have chosen not to make subjective estimates of plausibility/certainty ranges around the coverage. The GoC reflects the degree of empirical support upon which the estimates are based. It is not a judgment of the quality of data reported by national authorities.

- Estimate is supported by reported data [R+], coverage recalculated with an independent denominator from the World Population Prospects: 2012 revision from the UN Population Division (D+), and at least one supporting survey within 2 years [S+]. While well supported, the estimate still carries a risk of being wrong.
- Estimate is supported by at least one data source; [R+], [S+], or [D+]; and no data source, [R-], [D-], or [S-], challenges the estimate.
- There are no directly supporting data; or data from at least one source; [R-], [D-], [S-]; challenge the estimate.

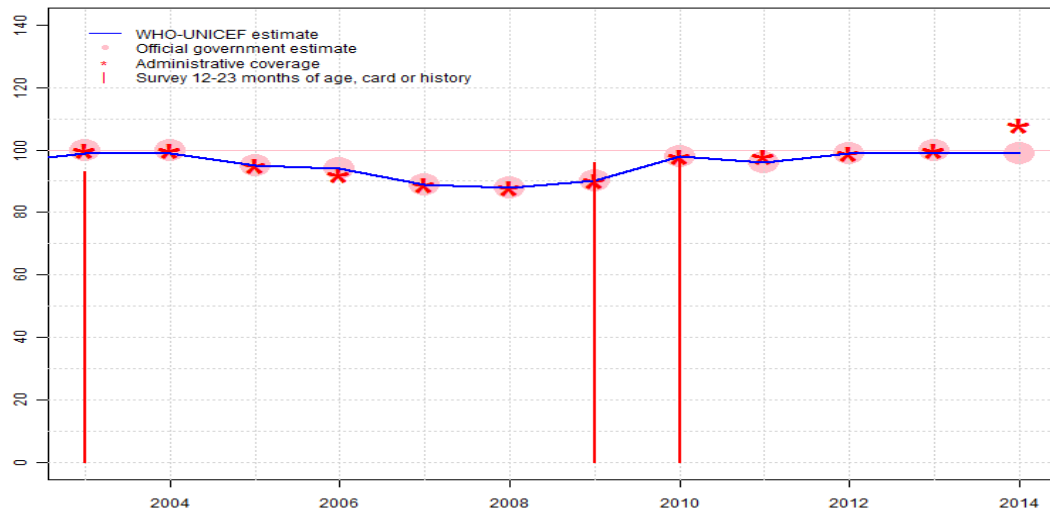
In all cases these estimates should be used with caution and should be assessed in light of the objective for which they are being used.

## Description:

- 2003: Estimate based on coverage reported by national government supported by survey. Survey evidence of 91 percent based on 1 survey(s). GoC=R+ S+ D+
- 2004: Estimate based on coverage reported by national government. GoC=R+ S+ D+
- 2005: Estimate based on coverage reported by national government. GoC=R+ S+ D+
- 2006: Estimate based on interpolation between coverage reported by national government. Reported data excluded. 102 percent greater than 100 percent. Reported data excluded. Unexplained increase from 91 percent to 102 percent with decrease 89 percent. GoC=D+
- 2007: Estimate based on coverage reported by national government. GoC=R+ S+ D+
- 2008: Estimate based on coverage reported by national government. GoC=R+ S+ D+
- 2009: Estimate based on coverage reported by national government supported by survey. Survey evidence of 96 percent based on 1 survey(s). GoC=R+ S+ D+
- 2010: Estimate based on coverage reported by national government supported by survey. Survey evidence of 99 percent based on 1 survey(s). GoC=R+ S+ D+
- 2011: Estimate based on interpolation between data reported by national government. Reported data excluded. 101 percent greater than 100 percent. GoC=S+ D+
- 2012: Estimate based on interpolation between data reported by national government. Reported data excluded. 104 percent greater than 100 percent. GoC=S+ D+
- 2013: Estimate based on interpolation between data reported by national government. Reported data excluded. 104 percent greater than 100 percent. GoC=D+
- 2014: Estimate based on coverage reported by national government. Increases in reported coverage due in part to reported lower target population estimates for 2014 compared to 2013. Estimate challenged by: D-

# United Republic of Tanzania - DTP1

TZA - DTP1



	2003	2004	2005	2006	2007	2008	2009	2010	2011	2012	2013	2014
Estimate	99	99	95	94	89	88	90	98	96	99	99	99
Estimate GoC	●●●	●●●	●●●	●●	●●●	●●●	●●●	●●●	●●●	●●●	●●	●●
Official	100	100	95	94	89	88	90	98	96	99	100	99
Administrative	100	100	95	92	89	88	90	98	98	99	100	108
Survey	93	NA	NA	NA	NA	NA	96	97	NA	NA	NA	NA

The WHO and UNICEF estimates of national immunization coverage (wuenic) are based on data and information that are of varying, and, in some instances, unknown quality. Beginning with the 2011 revision we describe the grade of confidence (GoC) we have in these estimates. As there is no underlying probability model upon which the estimates are based, we are unable to present classical measures of uncertainty, e.g., confidence intervals. Moreover, we have chosen not to make subjective estimates of plausibility/certainty ranges around the coverage. The GoC reflects the degree of empirical support upon which the estimates are based. It is not a judgment of the quality of data reported by national authorities.

- Estimate is supported by reported data [R+], coverage recalculated with an independent denominator from the World Population Prospects: 2012 revision from the UN Population Division (D+), and at least one supporting survey within 2 years [S+]. While well supported, the estimate still carries a risk of being wrong.
- Estimate is supported by at least one data source; [R+], [S+], or [D+]; and no data source, [R-], [D-], or [S-], challenges the estimate.
- There are no directly supporting data; or data from at least one source; [R-], [D-], [S-]; challenge the estimate.

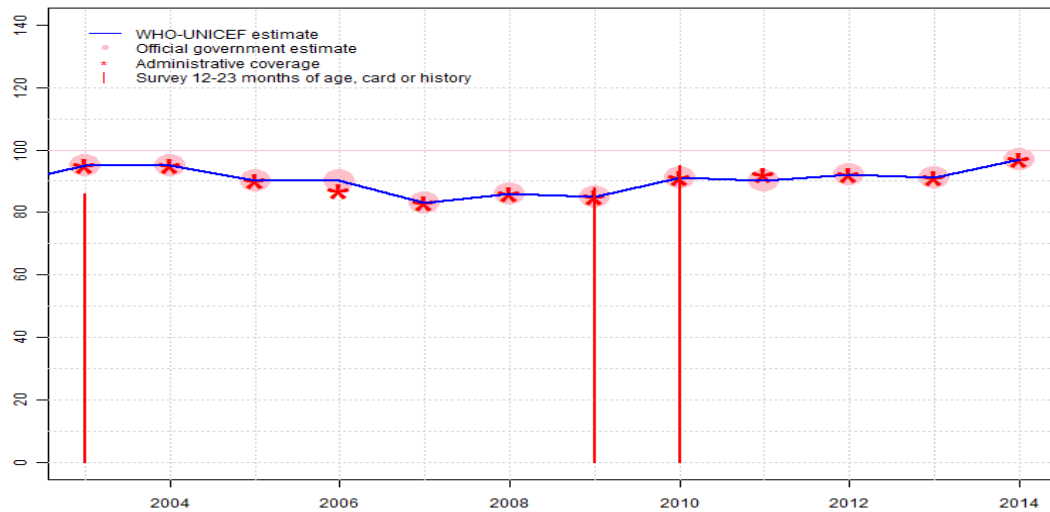
In all cases these estimates should be used with caution and should be assessed in light of the objective for which they are being used.

## Description:

- 2003: Estimate based on coverage reported by national government supported by survey. Survey evidence of 93 percent based on 1 survey(s). GoC=R+ S+ D+
- 2004: Estimate based on coverage reported by national government. GoC=R+ S+ D+
- 2005: Estimate based on coverage reported by national government. GoC=R+ S+ D+
- 2006: Estimate based on coverage reported by national government. GoC=R+ D+
- 2007: Estimate based on coverage reported by national government. GoC=R+ S+ D+
- 2008: Estimate based on coverage reported by national government. GoC=R+ S+ D+
- 2009: Estimate based on coverage reported by national government supported by survey. Survey evidence of 96 percent based on 1 survey(s). GoC=R+ S+ D+
- 2010: Estimate based on coverage reported by national government supported by survey. Survey evidence of 97 percent based on 1 survey(s). GoC=R+ S+ D+
- 2011: Estimate based on coverage reported by national government. GoC=R+ S+ D+
- 2012: Estimate based on coverage reported by national government. GoC=R+ S+ D+
- 2013: Estimate based on coverage reported by national government. GoC=R+ D+
- 2014: Estimate based on coverage reported by national government. Increases in reported coverage due in part to reported lower target population estimates for 2014 compared to 2013. GoC=R+ D+

# United Republic of Tanzania - DTP3

TZA - DTP3



	2003	2004	2005	2006	2007	2008	2009	2010	2011	2012	2013	2014
Estimate	95	95	90	90	83	86	85	91	90	92	91	97
Estimate GoC	●●●	●●●	●●●	●●	●●●	●●●	●●●	●●●	●●●	●●●	●●	●●
Official	95	95	90	90	83	86	85	91	90	92	91	97
Administrative	95	95	90	87	83	86	85	91	92	92	91	97
Survey	86	NA	NA	NA	NA	NA	88	95	NA	NA	NA	NA

The WHO and UNICEF estimates of national immunization coverage (wuenic) are based on data and information that are of varying, and, in some instances, unknown quality. Beginning with the 2011 revision we describe the grade of confidence (GoC) we have in these estimates. As there is no underlying probability model upon which the estimates are based, we are unable to present classical measures of uncertainty, e.g., confidence intervals. Moreover, we have chosen not to make subjective estimates of plausibility/certainty ranges around the coverage. The GoC reflects the degree of empirical support upon which the estimates are based. It is not a judgment of the quality of data reported by national authorities.

- Estimate is supported by reported data [R+], coverage recalculated with an independent denominator from the World Population Prospects: 2012 revision from the UN Population Division (D+), and at least one supporting survey within 2 years [S+]. While well supported, the estimate still carries a risk of being wrong.
- Estimate is supported by at least one data source; [R+], [S+], or [D+]; and no data source, [R-], [D-], or [S-], challenges the estimate.
- There are no directly supporting data; or data from at least one source; [R-], [D-], [S-]; challenge the estimate.

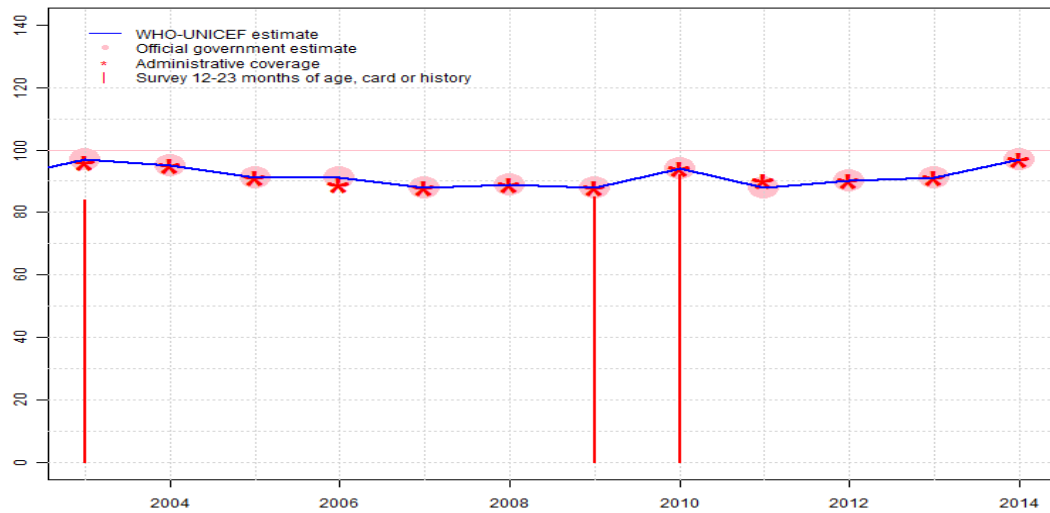
In all cases these estimates should be used with caution and should be assessed in light of the objective for which they are being used.

## Description:

- 2003: Estimate based on coverage reported by national government supported by survey. Survey evidence of 88 percent based on 1 survey(s). Tanzania Demographic and Health Survey 2004-2005 card or history results of 86 percent modified for recall bias to 88 percent based on 1st dose card or history coverage of 93 percent, 1st dose card only coverage of 77 percent and 3d dose card only coverage of 73 percent. GoC=R+ S+ D+
- 2004: Estimate based on coverage reported by national government. GoC=R+ S+ D+
- 2005: Estimate based on coverage reported by national government. GoC=R+ S+ D+
- 2006: Estimate based on coverage reported by national government. GoC=R+ D+
- 2007: Estimate based on coverage reported by national government. GoC=R+ S+ D+
- 2008: Estimate based on coverage reported by national government. GoC=R+ S+ D+
- 2009: Estimate based on coverage reported by national government supported by survey. Survey evidence of 90 percent based on 1 survey(s). Tanzania Demographic and Health Survey 2010 card or history results of 88 percent modified for recall bias to 90 percent based on 1st dose card or history coverage of 96 percent, 1st dose card only coverage of 83 percent and 3d dose card only coverage of 78 percent. GoC=R+ S+ D+
- 2010: Estimate based on coverage reported by national government supported by survey. Survey evidence of 95 percent based on 1 survey(s). GoC=R+ S+ D+
- 2011: Estimate based on coverage reported by national government. GoC=R+ S+ D+
- 2012: Estimate based on coverage reported by national government. GoC=R+ S+ D+
- 2013: Estimate based on coverage reported by national government. GoC=R+ D+
- 2014: Estimate based on coverage reported by national government. Increases in reported coverage due in part to reported lower target population estimates for 2014 compared to 2013. GoC=R+ D+

# United Republic of Tanzania - Pol3

TZA - Pol3



	2003	2004	2005	2006	2007	2008	2009	2010	2011	2012	2013	2014
Estimate	97	95	91	91	88	89	88	94	88	90	91	97
Estimate GoC	●●●	●●●	●●●	●●	●●●	●●●	●●●	●●●	●●●	●●●	●●	●●
Official	97	95	91	91	88	89	88	94	88	90	91	97
Administrative	96	95	91	89	88	89	88	94	90	90	91	97
Survey	84	NA	NA	NA	NA	NA	85	92	NA	NA	NA	NA

The WHO and UNICEF estimates of national immunization coverage (wuenic) are based on data and information that are of varying, and, in some instances, unknown quality. Beginning with the 2011 revision we describe the grade of confidence (GoC) we have in these estimates. As there is no underlying probability model upon which the estimates are based, we are unable to present classical measures of uncertainty, e.g., confidence intervals. Moreover, we have chosen not to make subjective estimates of plausibility/certainty ranges around the coverage. The GoC reflects the degree of empirical support upon which the estimates are based. It is not a judgment of the quality of data reported by national authorities.

- Estimate is supported by reported data [R+], coverage recalculated with an independent denominator from the World Population Prospects: 2012 revision from the UN Population Division (D+), and at least one supporting survey within 2 years [S+]. While well supported, the estimate still carries a risk of being wrong.
- Estimate is supported by at least one data source; [R+], [S+], or [D+]; and no data source, [R-], [D-], or [S-], challenges the estimate.
- There are no directly supporting data; or data from at least one source; [R-], [D-], [S-]; challenge the estimate.

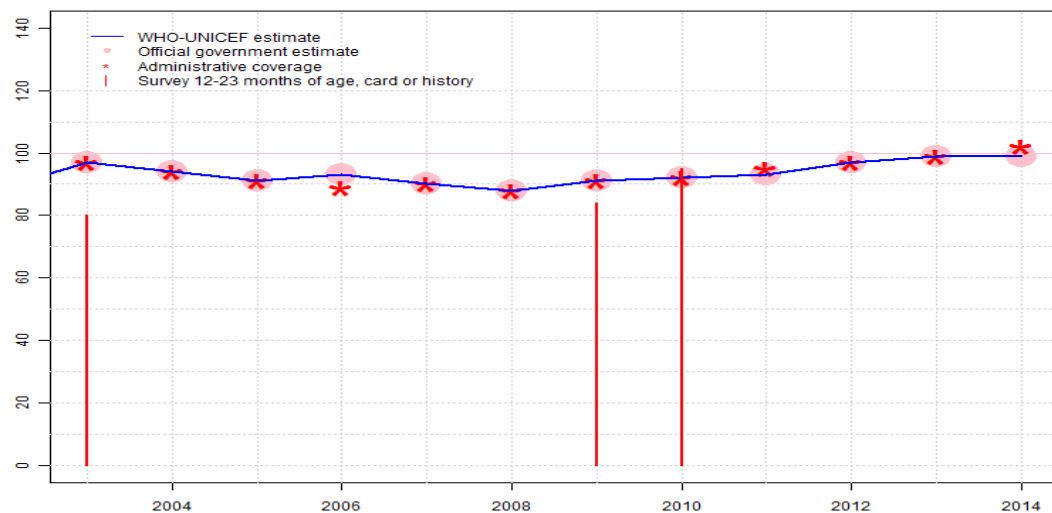
In all cases these estimates should be used with caution and should be assessed in light of the objective for which they are being used.

## Description:

- 2003: Estimate based on coverage reported by national government supported by survey. Survey evidence of 87 percent based on 1 survey(s). Tanzania Demographic and Health Survey 2004-2005 card or history results of 84 percent modified for recall bias to 87 percent based on 1st dose card or history coverage of 94 percent, 1st dose card only coverage of 78 percent and 3d dose card only coverage of 72 percent. GoC=R+ S+ D+
- 2004: Estimate based on coverage reported by national government. GoC=R+ S+ D+
- 2005: Estimate based on coverage reported by national government. GoC=R+ S+ D+
- 2006: Estimate based on coverage reported by national government. GoC=R+ D+
- 2007: Estimate based on coverage reported by national government. GoC=R+ S+ D+
- 2008: Estimate based on coverage reported by national government. GoC=R+ S+ D+
- 2009: Estimate based on coverage reported by national government supported by survey. Survey evidence of 90 percent based on 1 survey(s). Tanzania Demographic and Health Survey 2010 card or history results of 85 percent modified for recall bias to 90 percent based on 1st dose card or history coverage of 97 percent, 1st dose card only coverage of 84 percent and 3d dose card only coverage of 78 percent. GoC=R+ S+ D+
- 2010: Estimate based on coverage reported by national government supported by survey. Survey evidence of 92 percent based on 1 survey(s). GoC=R+ S+ D+
- 2011: Estimate based on coverage reported by national government. GoC=R+ S+ D+
- 2012: Estimate based on coverage reported by national government. GoC=R+ S+ D+
- 2013: Estimate based on coverage reported by national government. GoC=R+ D+
- 2014: Estimate based on coverage reported by national government. Increases in reported coverage due in part to reported lower target population estimates for 2014 compared to 2013. GoC=R+ D+

# United Republic of Tanzania - MCV1

TZA - MCV1



	2003	2004	2005	2006	2007	2008	2009	2010	2011	2012	2013	2014
Estimate	97	94	91	93	90	88	91	92	93	97	99	99
Estimate GoC	•	•	•	••	•••	•••	•••	•••	•••	•••	••	••
Official	97	94	91	93	90	88	91	92	93	97	99	99
Administrative	97	94	91	89	90	88	91	92	95	97	99	102
Survey	80	NA	NA	NA	NA	NA	84	95	NA	NA	NA	NA

The WHO and UNICEF estimates of national immunization coverage (wuenic) are based on data and information that are of varying, and, in some instances, unknown quality. Beginning with the 2011 revision we describe the grade of confidence (GoC) we have in these estimates. As there is no underlying probability model upon which the estimates are based, we are unable to present classical measures of uncertainty, e.g., confidence intervals. Moreover, we have chosen not to make subjective estimates of plausibility/certainty ranges around the coverage. The GoC reflects the degree of empirical support upon which the estimates are based. It is not a judgment of the quality of data reported by national authorities.

- Estimate is supported by reported data [R+], coverage recalculated with an independent denominator from the World Population Prospects: 2012 revision from the UN Population Division (D+), and at least one supporting survey within 2 years [S+]. While well supported, the estimate still carries a risk of being wrong.
- Estimate is supported by at least one data source; [R+], [S+], or [D+]; and no data source, [R-], [D-], or [S-], challenges the estimate.
- There are no directly supporting data; or data from at least one source; [R-], [D-], [S-]; challenge the estimate.

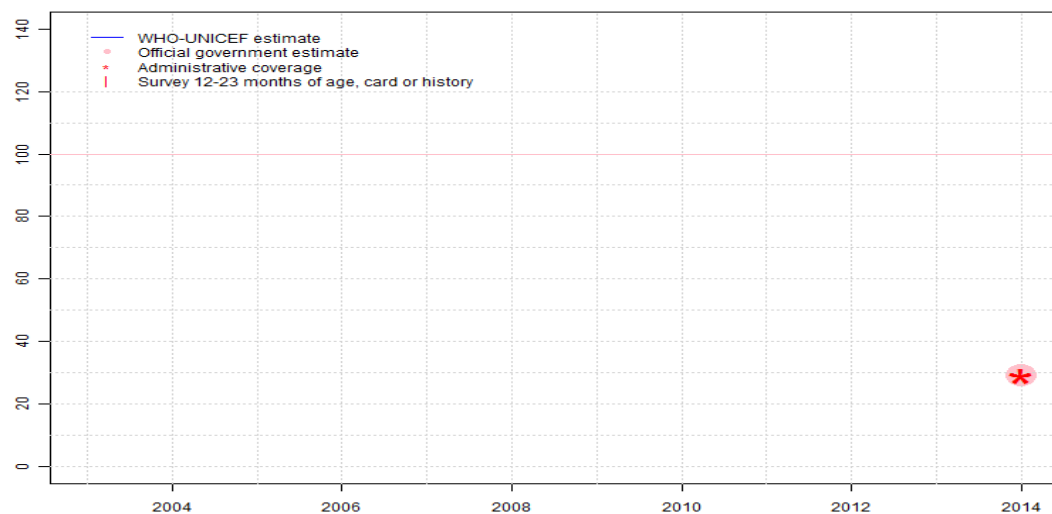
In all cases these estimates should be used with caution and should be assessed in light of the objective for which they are being used.

## Description:

- 2003: Estimate based on coverage reported by national government. Tanzania Demographic and Health Survey 2004-2005 results ignored by working group. Survey results not consistent with reported data and survey results for other vaccines. Estimate challenged by: S-
- 2004: Estimate based on coverage reported by national government. Estimate challenged by: S-
- 2005: Estimate based on coverage reported by national government. Estimate challenged by: S-
- 2006: Estimate based on coverage reported by national government. GoC=R+ D+
- 2007: Estimate based on coverage reported by national government. GoC=R+ S+ D+
- 2008: Estimate based on coverage reported by national government. GoC=R+ S+ D+
- 2009: Estimate based on coverage reported by national government supported by survey. Survey evidence of 84 percent based on 1 survey(s). GoC=R+ S+ D+
- 2010: Estimate based on coverage reported by national government supported by survey. Survey evidence of 95 percent based on 1 survey(s). GoC=R+ S+ D+
- 2011: Estimate based on coverage reported by national government. GoC=R+ S+ D+
- 2012: Estimate based on coverage reported by national government. GoC=R+ S+ D+
- 2013: Estimate based on coverage reported by national government. GoC=R+ D+
- 2014: Estimate based on coverage reported by national government. Increases in reported coverage due in part to reported lower target population estimates for 2014 compared to 2013. GoC=R+ D+

# United Republic of Tanzania - MCV2

TZA - MCV2



	2003	2004	2005	2006	2007	2008	2009	2010	2011	2012	2013	2014
Estimate	NA	NA	NA	NA	NA	NA	NA	NA	NA	NA	NA	29
Estimate GoC	NA	NA	NA	NA	NA	NA	NA	NA	NA	NA	NA	●●
Official	NA	NA	NA	NA	NA	NA	NA	NA	NA	NA	NA	29
Administrative	NA	NA	NA	NA	NA	NA	NA	NA	NA	NA	NA	29
Survey	NA	NA	NA	NA	NA	NA	NA	NA	NA	NA	NA	NA

The WHO and UNICEF estimates of national immunization coverage (wuenic) are based on data and information that are of varying, and, in some instances, unknown quality. Beginning with the 2011 revision we describe the grade of confidence (GoC) we have in these estimates. As there is no underlying probability model upon which the estimates are based, we are unable to present classical measures of uncertainty, e.g., confidence intervals. Moreover, we have chosen not to make subjective estimates of plausibility/certainty ranges around the coverage. The GoC reflects the degree of empirical support upon which the estimates are based. It is not a judgment of the quality of data reported by national authorities.

- Estimate is supported by reported data [R+], coverage recalculated with an independent denominator from the World Population Prospects: 2012 revision from the UN Population Division (D+), and at least one supporting survey within 2 years [S+]. While well supported, the estimate still carries a risk of being wrong.
- Estimate is supported by at least one data source; [R+], [S+], or [D+]; and no data source, [R-], [D-], or [S-], challenges the estimate.
- There are no directly supporting data; or data from at least one source; [R-], [D-], [S-]; challenge the estimate.

In all cases these estimates should be used with caution and should be assessed in light of the objective for which they are being used.

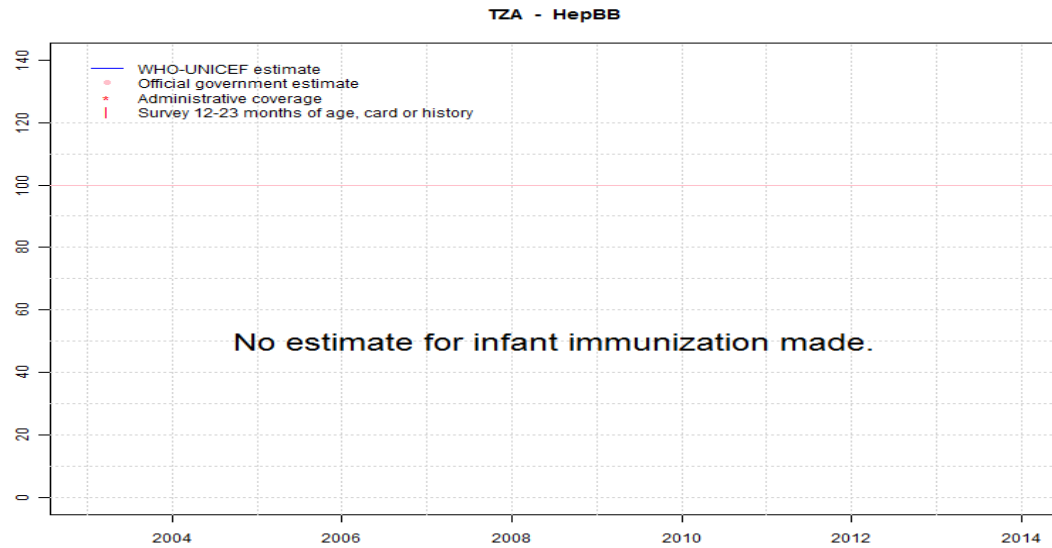
## Description:

Coverage estimates for the second dose of measles containing vaccine are for children by the nationally recommended age.

2014: Estimate based on coverage reported by national government. Increases in reported coverage due in part to reported lower target population estimates for 2014 compared to 2013. Second dose of MCV introduced during 2014. GoC=R+ D+



# United Republic of Tanzania - HepBB



	2003	2004	2005	2006	2007	2008	2009	2010	2011	2012	2013	2014
Estimate	NA	NA	NA	NA	NA	NA	NA	NA	NA	NA	NA	NA
Estimate GoC	NA	NA	NA	NA	NA	NA	NA	NA	NA	NA	NA	NA
Official	NA	NA	NA	NA	NA	NA	NA	NA	NA	NA	NA	NA
Administrative	NA	NA	NA	NA	NA	NA	NA	NA	NA	NA	NA	NA
Survey	NA	NA	NA	NA	NA	NA	NA	NA	NA	NA	NA	NA

The WHO and UNICEF estimates of national immunization coverage (wuenic) are based on data and information that are of varying, and, in some instances, unknown quality. Beginning with the 2011 revision we describe the grade of confidence (GoC) we have in these estimates. As there is no underlying probability model upon which the estimates are based, we are unable to present classical measures of uncertainty, e.g., confidence intervals. Moreover, we have chosen not to make subjective estimates of plausibility/certainty ranges around the coverage. The GoC reflects the degree of empirical support upon which the estimates are based. It is not a judgment of the quality of data reported by national authorities.

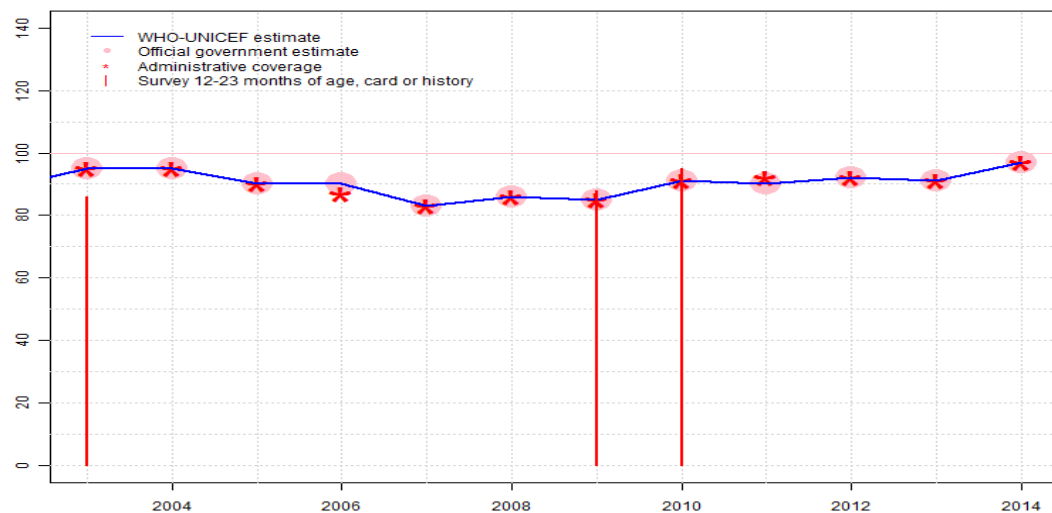
- Estimate is supported by reported data [R+], coverage recalculated with an independent denominator from the World Population Prospects: 2012 revision from the UN Population Division (D+), and at least one supporting survey within 2 years [S+]. While well supported, the estimate still carries a risk of being wrong.
- Estimate is supported by at least one data source; [R+], [S+], or [D+]; and no data source, [R-], [D-], or [S-], challenges the estimate.
- There are no directly supporting data; or data from at least one source; [R-], [D-], [S-]; challenge the estimate.

In all cases these estimates should be used with caution and should be assessed in light of the objective for which they are being used.



# United Republic of Tanzania - HepB3

TZA - HepB3



	2003	2004	2005	2006	2007	2008	2009	2010	2011	2012	2013	2014
Estimate	95	95	90	90	83	86	85	91	90	92	91	97
Estimate GoC	●●●	●●●	●●●	●●	●●●	●●●	●●●	●●●	●●●	●●●	●●	●●
Official	95	95	90	90	83	86	85	91	90	92	91	97
Administrative	95	95	90	87	83	86	85	91	92	92	91	97
Survey	86	NA	NA	NA	NA	NA	88	95	NA	NA	NA	NA

The WHO and UNICEF estimates of national immunization coverage (wuenic) are based on data and information that are of varying, and, in some instances, unknown quality. Beginning with the 2011 revision we describe the grade of confidence (GoC) we have in these estimates. As there is no underlying probability model upon which the estimates are based, we are unable to present classical measures of uncertainty, e.g., confidence intervals. Moreover, we have chosen not to make subjective estimates of plausibility/certainty ranges around the coverage. The GoC reflects the degree of empirical support upon which the estimates are based. It is not a judgment of the quality of data reported by national authorities.

- Estimate is supported by reported data [R+], coverage recalculated with an independent denominator from the World Population Prospects: 2012 revision from the UN Population Division (D+), and at least one supporting survey within 2 years [S+]. While well supported, the estimate still carries a risk of being wrong.
- Estimate is supported by at least one data source; [R+], [S+], or [D+]; and no data source, [R-], [D-], or [S-], challenges the estimate.
- There are no directly supporting data; or data from at least one source; [R-], [D-], [S-]; challenge the estimate.

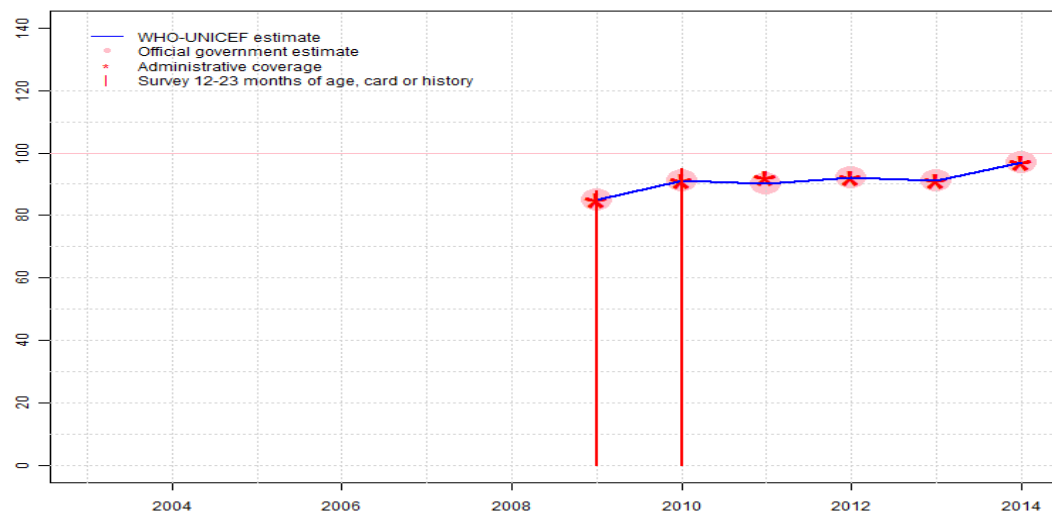
In all cases these estimates should be used with caution and should be assessed in light of the objective for which they are being used.

## Description:

- 2003: Estimate based on coverage reported by national government supported by survey. Survey evidence of 88 percent based on 1 survey(s). Tanzania Demographic and Health Survey 2004-2005 card or history results of 86 percent modified for recall bias to 88 percent based on 1st dose card or history coverage of 93 percent, 1st dose card only coverage of 77 percent and 3d dose card only coverage of 73 percent. GoC=R+ S+ D+
- 2004: Estimate based on coverage reported by national government. GoC=R+ S+ D+
- 2005: Estimate based on coverage reported by national government. GoC=R+ S+ D+
- 2006: Estimate based on coverage reported by national government. GoC=R+ D+
- 2007: Estimate based on coverage reported by national government. GoC=R+ S+ D+
- 2008: Estimate based on coverage reported by national government. GoC=R+ S+ D+
- 2009: Estimate based on coverage reported by national government supported by survey. Survey evidence of 90 percent based on 1 survey(s). Tanzania Demographic and Health Survey 2010 card or history results of 88 percent modified for recall bias to 90 percent based on 1st dose card or history coverage of 96 percent, 1st dose card only coverage of 83 percent and 3d dose card only coverage of 78 percent. GoC=R+ S+ D+
- 2010: Estimate based on coverage reported by national government supported by survey. Survey evidence of 95 percent based on 1 survey(s). GoC=R+ S+ D+
- 2011: Estimate based on coverage reported by national government. GoC=R+ S+ D+
- 2012: Estimate based on coverage reported by national government. GoC=R+ S+ D+
- 2013: Estimate based on coverage reported by national government. GoC=R+ D+
- 2014: Estimate based on coverage reported by national government. Increases in reported coverage due in part to reported lower target population estimates for 2014 compared to 2013. GoC=R+ D+

# United Republic of Tanzania - Hib3

TZA - Hib3



	2003	2004	2005	2006	2007	2008	2009	2010	2011	2012	2013	2014
Estimate	NA	NA	NA	NA	NA	NA	85	91	90	92	91	97
Estimate GoC	NA	NA	NA	NA	NA	NA	●●●	●●●	●●●	●●●	●●	●●
Official	NA	NA	NA	NA	NA	NA	85	91	90	92	91	97
Administrative	NA	NA	NA	NA	NA	NA	85	91	92	92	91	97
Survey	NA	NA	NA	NA	NA	NA	88	95	NA	NA	NA	NA

The WHO and UNICEF estimates of national immunization coverage (wuenic) are based on data and information that are of varying, and, in some instances, unknown quality. Beginning with the 2011 revision we describe the grade of confidence (GoC) we have in these estimates. As there is no underlying probability model upon which the estimates are based, we are unable to present classical measures of uncertainty, e.g., confidence intervals. Moreover, we have chosen not to make subjective estimates of plausibility/certainty ranges around the coverage. The GoC reflects the degree of empirical support upon which the estimates are based. It is not a judgment of the quality of data reported by national authorities.

- Estimate is supported by reported data [R+], coverage recalculated with an independent denominator from the World Population Prospects: 2012 revision from the UN Population Division (D+), and at least one supporting survey within 2 years [S+]. While well supported, the estimate still carries a risk of being wrong.
- Estimate is supported by at least one data source; [R+], [S+], or [D+]; and no data source, [R-], [D-], or [S-], challenges the estimate.
- There are no directly supporting data; or data from at least one source; [R-], [D-], [S-]; challenge the estimate.

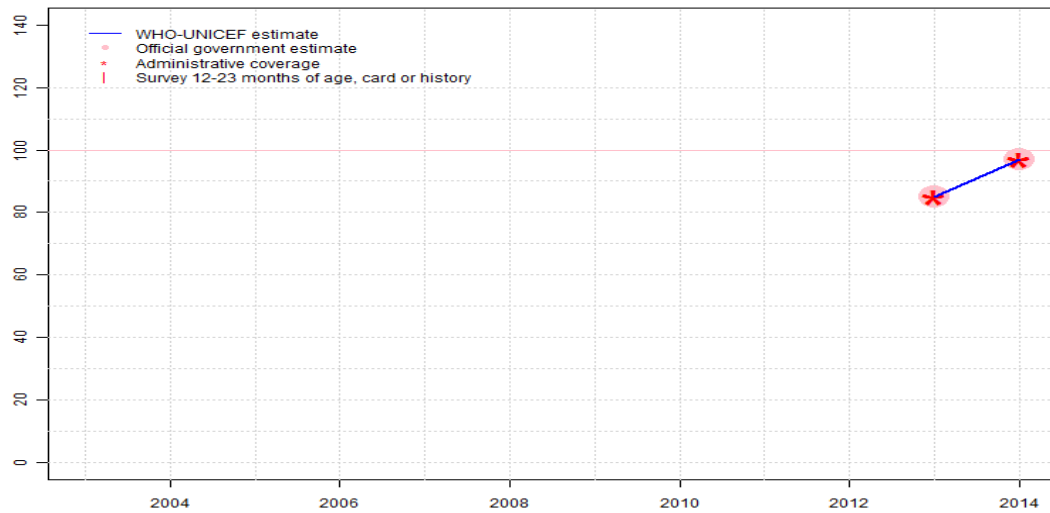
In all cases these estimates should be used with caution and should be assessed in light of the objective for which they are being used.

## Description:

- 2009: Estimate based on coverage reported by national government supported by survey. Survey evidence of 90 percent based on 1 survey(s). Tanzania Demographic and Health Survey 2010 card or history results of 88 percent modified for recall bias to 90 percent based on 1st dose card or history coverage of 96 percent, 1st dose card only coverage of 83 percent and 3d dose card only coverage of 78 percent. Hib vaccine introduced in 2009. Vaccine presentation is DTP-HepB-Hib. GoC=R+ S+ D+
- 2010: Estimate based on coverage reported by national government supported by survey. Survey evidence of 95 percent based on 1 survey(s). GoC=R+ S+ D+
- 2011: Estimate based on coverage reported by national government. GoC=R+ S+ D+
- 2012: Estimate based on coverage reported by national government. GoC=R+ S+ D+
- 2013: Estimate based on coverage reported by national government. GoC=R+ D+
- 2014: Estimate based on coverage reported by national government. Increases in reported coverage due in part to reported lower target population estimates for 2014 compared to 2013. GoC=R+ D+

# United Republic of Tanzania - RotaC

TZA - RotaC



## Description:

- 2013: Estimate based on coverage reported by national government. Rotavirus vaccine introduced nationally in January 2013. GoC=R+ D+
- 2014: Estimate based on coverage reported by national government. Increases in reported coverage due in part to reported lower target population estimates for 2014 compared to 2013. GoC=R+ D+

	2003	2004	2005	2006	2007	2008	2009	2010	2011	2012	2013	2014
Estimate	NA	NA	NA	NA	NA	NA	NA	NA	NA	NA	85	97
Estimate GoC	NA	NA	NA	NA	NA	NA	NA	NA	NA	NA	●●	●●
Official	NA	NA	NA	NA	NA	NA	NA	NA	NA	NA	85	97
Administrative	NA	NA	NA	NA	NA	NA	NA	NA	NA	NA	85	97
Survey	NA	NA	NA	NA	NA	NA	NA	NA	NA	NA	NA	NA

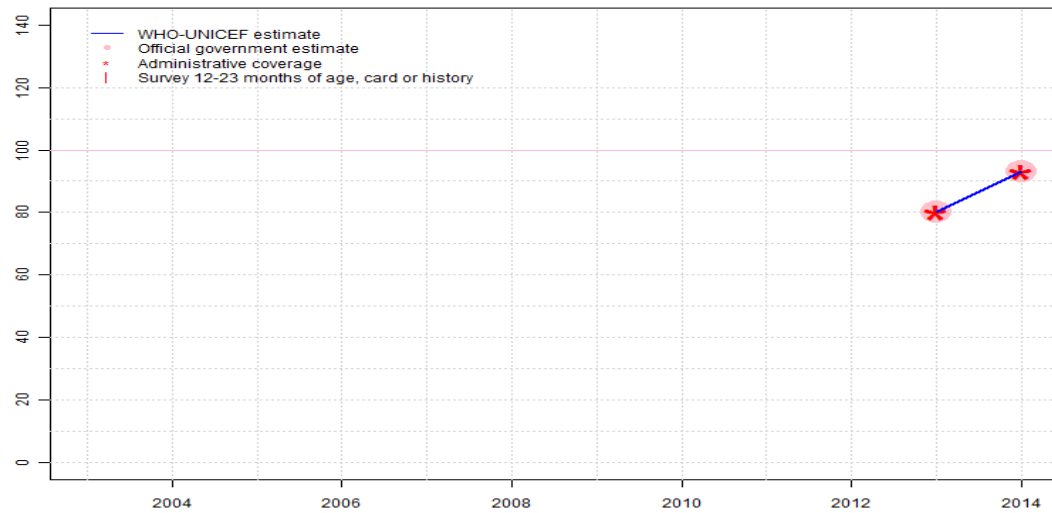
The WHO and UNICEF estimates of national immunization coverage (wuenic) are based on data and information that are of varying, and, in some instances, unknown quality. Beginning with the 2011 revision we describe the grade of confidence (GoC) we have in these estimates. As there is no underlying probability model upon which the estimates are based, we are unable to present classical measures of uncertainty, e.g., confidence intervals. Moreover, we have chosen not to make subjective estimates of plausibility/certainty ranges around the coverage. The GoC reflects the degree of empirical support upon which the estimates are based. It is not a judgment of the quality of data reported by national authorities.

- Estimate is supported by reported data [R+], coverage recalculated with an independent denominator from the World Population Prospects: 2012 revision from the UN Population Division (D+), and at least one supporting survey within 2 years [S+]. While well supported, the estimate still carries a risk of being wrong.
- Estimate is supported by at least one data source; [R+], [S+], or [D+]; and no data source, [R-], [D-], or [S-], challenges the estimate.
- There are no directly supporting data; or data from at least one source; [R-], [D-], [S-]; challenge the estimate.

In all cases these estimates should be used with caution and should be assessed in light of the objective for which they are being used.

# United Republic of Tanzania - PcV3

TZA - PcV3



## Description:

- 2013: Estimate based on coverage reported by national government. Pneumococcal conjugate vaccine introduced nationally in January 2013. GoC=R+ D+
- 2014: Estimate based on coverage reported by national government. Increases in reported coverage due in part to reported lower target population estimates for 2014 compared to 2013. GoC=R+ D+

	2003	2004	2005	2006	2007	2008	2009	2010	2011	2012	2013	2014
Estimate	NA	NA	NA	NA	NA	NA	NA	NA	NA	NA	80	93
Estimate GoC	NA	NA	NA	NA	NA	NA	NA	NA	NA	NA	●●	●●
Official	NA	NA	NA	NA	NA	NA	NA	NA	NA	NA	80	93
Administrative	NA	NA	NA	NA	NA	NA	NA	NA	NA	NA	80	93
Survey	NA	NA	NA	NA	NA	NA	NA	NA	NA	NA	NA	NA

The WHO and UNICEF estimates of national immunization coverage (wuenic) are based on data and information that are of varying, and, in some instances, unknown quality. Beginning with the 2011 revision we describe the grade of confidence (GoC) we have in these estimates. As there is no underlying probability model upon which the estimates are based, we are unable to present classical measures of uncertainty, e.g., confidence intervals. Moreover, we have chosen not to make subjective estimates of plausibility/certainty ranges around the coverage. The GoC reflects the degree of empirical support upon which the estimates are based. It is not a judgment of the quality of data reported by national authorities.

- Estimate is supported by reported data [R+], coverage recalculated with an independent denominator from the World Population Prospects: 2012 revision from the UN Population Division (D+), and at least one supporting survey within 2 years [S+]. While well supported, the estimate still carries a risk of being wrong.
- Estimate is supported by at least one data source; [R+], [S+], or [D+]; and no data source, [R-], [D-], or [S-], challenges the estimate.
- There are no directly supporting data; or data from at least one source; [R-], [D-], [S-]; challenge the estimate.

In all cases these estimates should be used with caution and should be assessed in light of the objective for which they are being used.

# United Republic of Tanzania - survey details

## 2010 Integrated Measles and Routine Immunization: Post Campaign Coverage Evaluation Survey 2011

Vaccine	Confirmation method	Coverage	Age cohort	Sample	Cards seen
BCG	Card or History	99	12-23 m	9132	76
DTP1	Card or History	97	12-23 m	9132	76
DTP3	Card or History	95	12-23 m	9132	76
HepB1	Card or History	97	12-23 m	9132	76
HepB3	Card or History	95	12-23 m	9132	76
Hib1	Card or History	97	12-23 m	9132	76
Hib3	Card or History	95	12-23 m	9132	76
MCV1	Card or History	95	12-23 m	9132	76
Pol1	Card or History	97	12-23 m	9132	76
Pol3	Card or History	92	12-23 m	9132	76

## 2009 Tanzania Demographic and Health Survey 2010

Vaccine	Confirmation method	Coverage	Age cohort	Sample	Cards seen
BCG	C or H <12 months	95	12-23 m	1576	84
BCG	Card	82	12-23 m	1576	84
BCG	Card or History	96	12-23 m	1576	84
BCG	History	13	12-23 m	1576	84
DTP1	C or H <12 months	95	12-23 m	1576	84
DTP1	Card	83	12-23 m	1576	84
DTP1	Card or History	96	12-23 m	1576	84
DTP1	History	13	12-23 m	1576	84
DTP3	C or H <12 months	86	12-23 m	1576	84
DTP3	Card	78	12-23 m	1576	84
DTP3	Card or History	88	12-23 m	1576	84
DTP3	History	10	12-23 m	1576	84
HepB1	C or H <12 months	95	12-23 m	1576	84
HepB1	Card	83	12-23 m	1576	84
HepB1	Card or History	96	12-23 m	1576	84
HepB1	History	13	12-23 m	1576	84
HepB3	C or H <12 months	86	12-23 m	1576	84
HepB3	Card	78	12-23 m	1576	84
HepB3	Card or History	88	12-23 m	1576	84
HepB3	History	10	12-23 m	1576	84

Hib1	C or H <12 months	95	12-23 m	1576	84
Hib1	Card	83	12-23 m	1576	84
Hib1	Card or History	96	12-23 m	1576	84
Hib1	History	13	12-23 m	1576	84
Hib3	C or H <12 months	86	12-23 m	1576	84
Hib3	Card	78	12-23 m	1576	84
Hib3	Card or History	88	12-23 m	1576	84
Hib3	History	10	12-23 m	1576	84
MCV1	C or H <12 months	75	12-23 m	1576	84
MCV1	Card	73	12-23 m	1576	84
MCV1	Card or History	84	12-23 m	1576	84
MCV1	History	12	12-23 m	1576	84
Pol1	C or H <12 months	96	12-23 m	1576	84
Pol1	Card	84	12-23 m	1576	84
Pol1	Card or History	97	12-23 m	1576	84
Pol1	History	13	12-23 m	1576	84
Pol3	C or H <12 months	82	12-23 m	1576	84
Pol3	Card	78	12-23 m	1576	84
Pol3	Card or History	85	12-23 m	1576	84
Pol3	History	7	12-23 m	1576	84

## 2003 Tanzania Demographic and Health Survey 2004-2005

Vaccine	Confirmation method	Coverage	Age cohort	Sample	Cards seen
BCG	C or H <12 months	91	12-23 m	1658	79
BCG	Card	75	12-23 m	1658	79
BCG	Card or history	91	12-23 m	1658	79
BCG	History	16	12-23 m	1658	79
DTP1	C or H <12 months	93	12-23 m	1658	79
DTP1	Card	77	12-23 m	1658	79
DTP1	Card or history	93	12-23 m	1658	79
DTP1	History	16	12-23 m	1658	79
DTP3	C or H <12 months	84	12-23 m	1658	79
DTP3	Card	73	12-23 m	1658	79
DTP3	Card or history	86	12-23 m	1658	79
DTP3	History	13	12-23 m	1658	79
HepB1	C or H <12 months	93	12-23 m	1658	79
HepB1	Card	77	12-23 m	1658	79
HepB1	Card or history	93	12-23 m	1658	79

# United Republic of Tanzania - survey details

HepB1	History	16	12-23 m	1658	79
HepB3	C or H <12 months	84	12-23 m	1658	79
HepB3	Card	73	12-23 m	1658	79
HepB3	Card or history	86	12-23 m	1658	79
HepB3	History	13	12-23 m	1658	79
MCV1	C or H <12 months	70	12-23 m	1658	79
MCV1	Card	66	12-23 m	1658	79
MCV1	Card or history	80	12-23 m	1658	79
MCV1	History	14	12-23 m	1658	79
Pol1	C or H <12 months	94	12-23 m	1658	79
Pol1	Card	78	12-23 m	1658	79
Pol1	Card or history	94	12-23 m	1658	79
Pol1	History	17	12-23 m	1658	79
Pol3	C or H <12 months	82	12-23 m	1658	79
Pol3	Card	72	12-23 m	1658	79
Pol3	Card or history	84	12-23 m	1658	79
Pol3	History	12	12-23 m	1658	79

BCG	Card	73	12-23 m	593	74
BCG	Card or History	93	12-23 m	593	74
BCG	History	20	12-23 m	593	74
DTP1	C or H <12 months	91	12-23 m	593	74
DTP1	Card	73	12-23 m	593	74
DTP1	Card or History	92	12-23 m	593	74
DTP1	History	19	12-23 m	593	74
DTP3	C or H <12 months	77	12-23 m	593	74
DTP3	Card	69	12-23 m	593	74
DTP3	Card or History	81	12-23 m	593	74
DTP3	History	12	12-23 m	593	74
MCV1	C or H <12 months	69	12-23 m	593	74
MCV1	Card	64	12-23 m	593	74
MCV1	Card or History	78	12-23 m	593	74
MCV1	History	14	12-23 m	593	74
Pol1	C or H <12 months	93	12-23 m	593	74
Pol1	Card	73	12-23 m	593	74
Pol1	Card or History	93	12-23 m	593	74
Pol1	History	20	12-23 m	593	74
Pol3	C or H <12 months	77	12-23 m	593	74
Pol3	Card	68	12-23 m	593	74
Pol3	Card or History	80	12-23 m	593	74
Pol3	History	12	12-23 m	593	74

## 1998 Tanzania Reproductive and Child Health Survey 1999, 2000

Vaccine	Confirmation method	Coverage	Age cohort	Sample	Cards seen
BCG	C or H <12 months	92	12-23 m	593	74

Further information and estimates for previous years are available at:

<http://www.data.unicef.org/child-health/immunization>

[http://www.who.int/immunization/monitoring\\_surveillance/routine/coverage/en/index4.html](http://www.who.int/immunization/monitoring_surveillance/routine/coverage/en/index4.html)

## United Republic of Tanzania

### WHO/UNICEF Estimates of Protection at Birth (PAB) against tetanus

In countries where tetanus is recommended for girls and women coverage is usually reported as "TT2+", i.e. the proportion of (pregnant) women who have received their second or superior TT dose in a given year. TT2 + coverage, however, can under-represent the actual proportion of births that are protected against tetanus as it does not include women who have previously received protective doses, women who received one dose without documentation of previous doses, and women who received doses in TT (or Td) supplemental immunization activities (SIA). In addition, girls who have received DTP in their childhood and are entering childbearing age, may be protected with TT booster doses.

WHO and UNICEF have developed a model that takes into account the above scenarios, and calculates the proportion of births in a given year that can be considered as having been protected against tetanus - "Protection at Birth".

In this model, annual cohorts of women are followed from infancy through their life. A proportion receives DTP in infancy (estimated based on the WHO-UNICEF estimates of DTP3 coverage). In addition some of these women also receive TT through routine services when they are pregnant and may also receive TT during SIAs. The model also adjusts reported data, taking into account coverage patterns in other years, and/or results available through surveys. The duration of protection is then calculated, based on WHO estimates of the duration of protection by doses ever received. The proportion of births that are protected against tetanus as a result of maternal immunization reflects the tetanus immunization received by the mother throughout her life rather than simply the TT immunizations received during the current pregnancy.

The model was used in the mid to late 2000. Currently, the coverage series developed by the model is used as the baseline, and efforts are made to obtain data from all sources that include the JRF and reported trend over the years, routine PAB reporting and its trend over the years, data from surveys (DHS, MICS, EPI), whether countries have been validated for the attainment of maternal and neonatal tetanus elimination and what the TT coverage figures are from the survey etc and all the information is used to arrive at an estimate of the protection-at-birth from TT vaccination.

Year	PAB coverage estimate (%)
2003	80
2004	80
2005	81
2006	81
2007	81
2008	81
2009	90
2010	83
2011	88
2012	88
2013	88
2014	88

<sup>1</sup> This model is described in: Griffiths U., Wolfson L., Quddus A., Younus M., Hafiz R.. Incremental cost-effectiveness of supplementary immunization activities to prevent neo-natal tetanus in Pakistan. Bulletin of the World Health Organization 2004; 82:643-651.  
WHO and UNICEF estimates of national immunization coverage