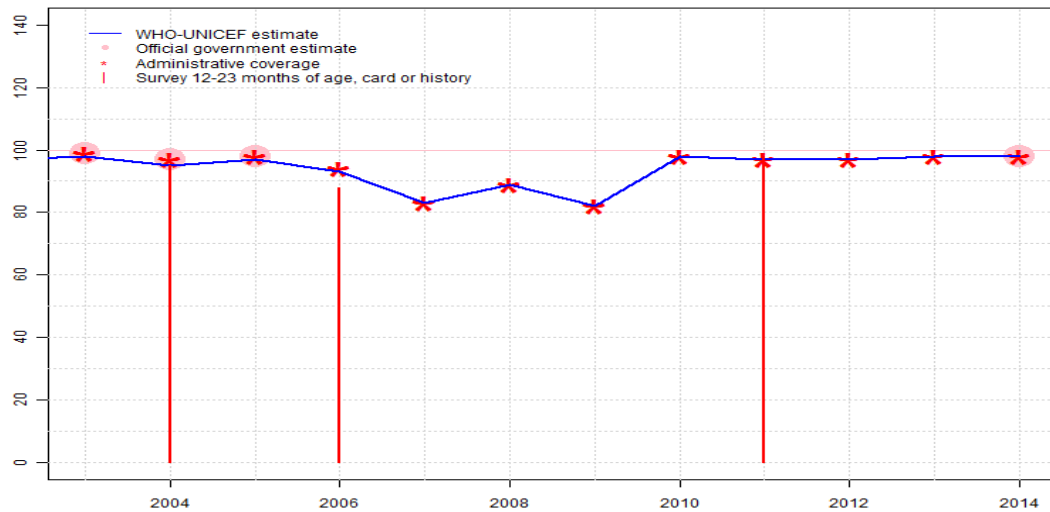


Tajikistan - BCG

TJK - BCG



	2003	2004	2005	2006	2007	2008	2009	2010	2011	2012	2013	2014
Estimate	98	95	97	93	83	89	82	98	97	97	98	98
Estimate GoC	•	•	•	•	•	•	•	•	•	•	•	••
Official	99	97	98	NA	NA	NA	NA	NA	NA	NA	NA	98
Administrative	99	97	98	94	83	89	82	98	97	97	98	98
Survey	NA	95	NA	88	NA	NA	NA	NA	98	NA	NA	NA

The WHO and UNICEF estimates of national immunization coverage (wuenic) are based on data and information that are of varying, and, in some instances, unknown quality. Beginning with the 2011 revision we describe the grade of confidence (GoC) we have in these estimates. As there is no underlying probability model upon which the estimates are based, we are unable to present classical measures of uncertainty, e.g., confidence intervals. Moreover, we have chosen not to make subjective estimates of plausibility/certainty ranges around the coverage. The GoC reflects the degree of empirical support upon which the estimates are based. It is not a judgment of the quality of data reported by national authorities.

- Estimate is supported by reported data [R+], coverage recalculated with an independent denominator from the World Population Prospects: 2012 revision from the UN Population Division (D+), and at least one supporting survey within 2 years [S+]. While well supported, the estimate still carries a risk of being wrong.
- Estimate is supported by at least one data source; [R+], [S+], or [D+]; and no data source, [R-], [D-], or [S-], challenges the estimate.
- There are no directly supporting data; or data from at least one source; [R-], [D-], [S-]; challenge the estimate.

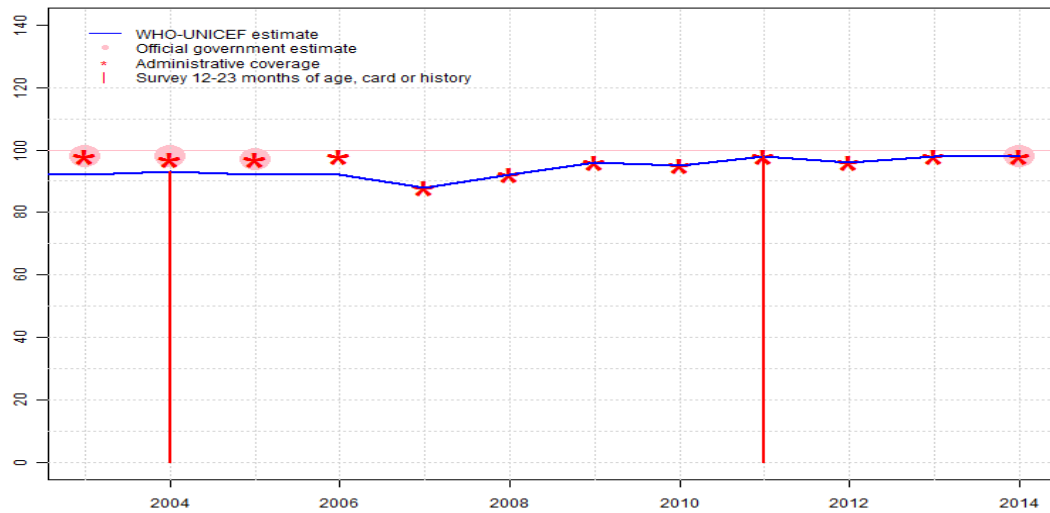
In all cases these estimates should be used with caution and should be assessed in light of the objective for which they are being used.

Description:

- 2003: Reported data calibrated to 1999 and 2004 levels. Estimate challenged by: D-
- 2004: Estimate based on survey results Estimate challenged by: D-R-S-
- 2005: Reported data calibrated to 2004 and 2007 levels. Estimate challenged by: D-S-
- 2006: Reported data calibrated to 2004 and 2007 levels. Tajikistan Living Standards Measurement Survey 2007 results ignored by working group. Survey ignored; results and methodology are inconsistent with previous surveys; sample size equals the size of the target population with only 4860 households surveyed. Estimate challenged by: D-S-
- 2007: Estimate based on reported data following updated denominator estimate. Estimate challenged by: D-S-
- 2008: Estimate based on reported administrative data. Estimate challenged by: D-S-
- 2009: Estimate based on reported administrative data. Estimate challenged by: D-S-
- 2010: Estimate based on reported administrative data. Estimate challenged by: D-S-
- 2011: Estimate based on reported administrative data. Tajikistan Demographic and Health Survey 2012 results ignored by working group. Survey results are preliminary. Estimate challenged by: S-
- 2012: Estimate based on reported administrative data. Estimate challenged by: D-S-
- 2013: Estimate based on reported administrative data. Estimate challenged by: D-S-
- 2014: Estimate based on coverage reported by national government. GoC=R+D+

Tajikistan - DTP1

TJK - DTP1



	2003	2004	2005	2006	2007	2008	2009	2010	2011	2012	2013	2014
Estimate	92	93	92	92	88	92	96	95	98	96	98	98
Estimate GoC	●●	●	●	●	●	●	●	●	●	●	●	●●
Official	98	98	97	NA	NA	NA	NA	NA	NA	NA	NA	98
Administrative	98	97	97	98	88	92	96	95	98	96	98	98
Survey	NA	93	NA	NA	NA	NA	NA	NA	98	NA	NA	NA

The WHO and UNICEF estimates of national immunization coverage (wuenic) are based on data and information that are of varying, and, in some instances, unknown quality. Beginning with the 2011 revision we describe the grade of confidence (GoC) we have in these estimates. As there is no underlying probability model upon which the estimates are based, we are unable to present classical measures of uncertainty, e.g., confidence intervals. Moreover, we have chosen not to make subjective estimates of plausibility/certainty ranges around the coverage. The GoC reflects the degree of empirical support upon which the estimates are based. It is not a judgment of the quality of data reported by national authorities.

- Estimate is supported by reported data [R+], coverage recalculated with an independent denominator from the World Population Prospects: 2012 revision from the UN Population Division (D+), and at least one supporting survey within 2 years [S+]. While well supported, the estimate still carries a risk of being wrong.
- Estimate is supported by at least one data source; [R+], [S+], or [D+]; and no data source, [R-], [D-], or [S-], challenges the estimate.
- There are no directly supporting data; or data from at least one source; [R-], [D-], [S-]; challenge the estimate.

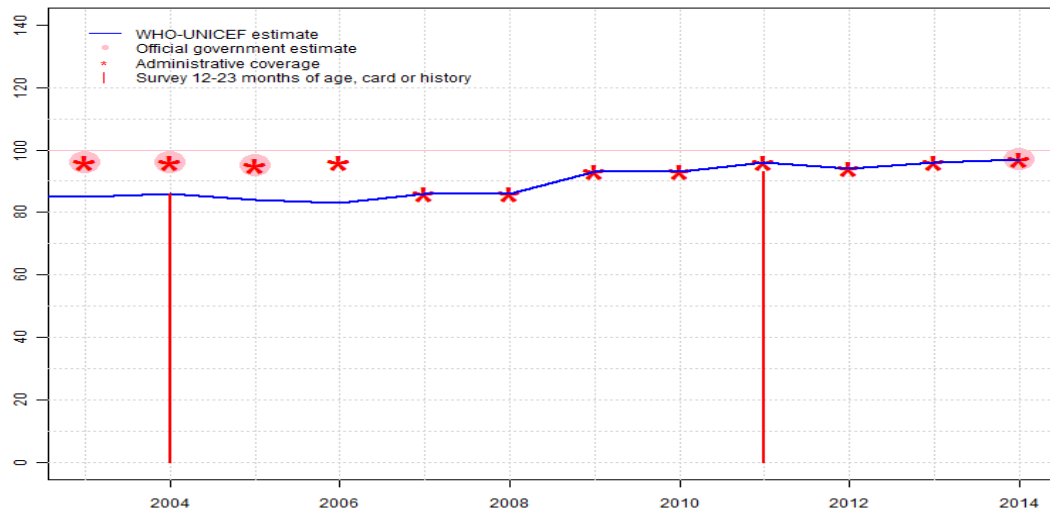
In all cases these estimates should be used with caution and should be assessed in light of the objective for which they are being used.

Description:

- 2003: Reported data calibrated to 1999 and 2004 levels. GoC=S+ D+
- 2004: Estimate is based on survey results Estimate challenged by: D-R-S-
- 2005: Reported data calibrated to 2004 and 2006 levels. Estimate challenged by: D-S-
- 2006: Estimate based on reported data calibrated to the level of the 2004 survey. Estimate challenged by: D-R-S-
- 2007: Estimate based on the reported data following a denominator series revision by the Ministry of Health. Estimate challenged by: D-S-
- 2008: Estimate based on reported administrative data. Estimate challenged by: D-S-
- 2009: Estimate based on reported administrative data. Estimate challenged by: D-S-
- 2010: Estimate based on reported administrative data. Estimate challenged by: S-
- 2011: Estimate based on reported administrative data. Tajikistan Demographic and Health Survey 2012 results ignored by working group. Survey results are preliminary. Estimate challenged by: S-
- 2012: Estimate based on reported administrative data. Estimate challenged by: S-
- 2013: Estimate based on reported administrative data. Estimate challenged by: S-
- 2014: Estimate based on coverage reported by national government. GoC=R+ D+

Tajikistan - DTP3

TJK - DTP3



	2003	2004	2005	2006	2007	2008	2009	2010	2011	2012	2013	2014
Estimate	85	86	84	83	86	86	93	93	96	94	96	97
Estimate GoC	●●	●	●	●	●	●	●	●	●	●	●	●●
Official	96	96	95	NA	NA	NA	NA	NA	NA	NA	NA	97
Administrative	96	96	95	96	86	86	93	93	96	94	96	97
Survey	NA	86	NA	NA	NA	NA	NA	NA	93	NA	NA	NA

The WHO and UNICEF estimates of national immunization coverage (wuenic) are based on data and information that are of varying, and, in some instances, unknown quality. Beginning with the 2011 revision we describe the grade of confidence (GoC) we have in these estimates. As there is no underlying probability model upon which the estimates are based, we are unable to present classical measures of uncertainty, e.g., confidence intervals. Moreover, we have chosen not to make subjective estimates of plausibility/certainty ranges around the coverage. The GoC reflects the degree of empirical support upon which the estimates are based. It is not a judgment of the quality of data reported by national authorities.

- Estimate is supported by reported data [R+], coverage recalculated with an independent denominator from the World Population Prospects: 2012 revision from the UN Population Division (D+), and at least one supporting survey within 2 years [S+]. While well supported, the estimate still carries a risk of being wrong.
- Estimate is supported by at least one data source; [R+], [S+], or [D+]; and no data source, [R-], [D-], or [S-], challenges the estimate.
- There are no directly supporting data; or data from at least one source; [R-], [D-], [S-]; challenge the estimate.

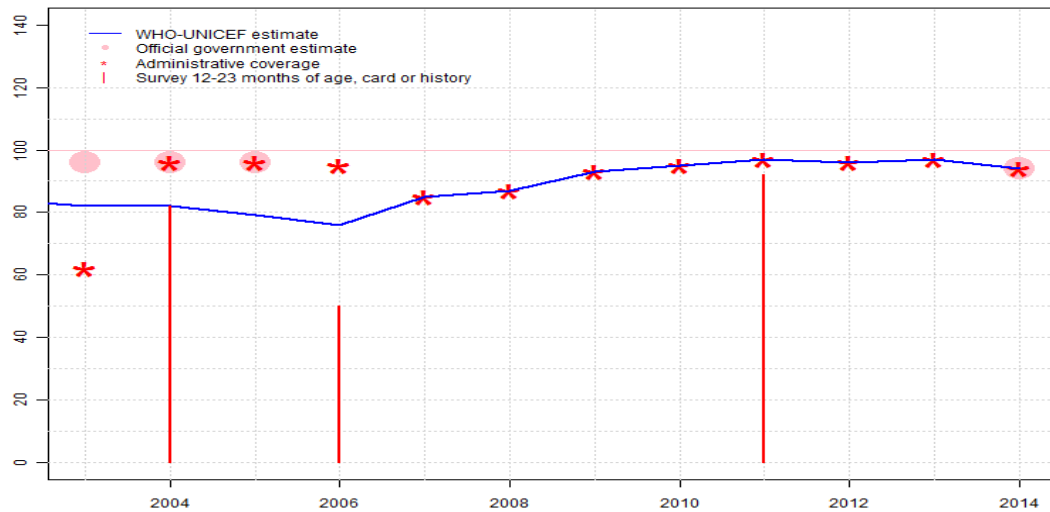
In all cases these estimates should be used with caution and should be assessed in light of the objective for which they are being used.

Description:

- 2003: Reported data calibrated to 1999 and 2004 levels. GoC=S+ D+
- 2004: Estimate based on survey results Tajikistan Multiple Indicator Cluster Survey 2005 card or history results of 86 percent modified for recall bias to 91 percent based on 1st dose card or history coverage of 93 percent, 1st dose card only coverage of 82 percent and 3d dose card only coverage of 80 percent. Recall bias adjustment for survey results ignored due to high card retention rates. Estimate challenged by: R-S-
- 2005: Reported data calibrated to 2004 and 2006 levels. Estimate challenged by: S-
- 2006: Estimate based on reported data calibrated to the level of the 2004 survey. Estimate challenged by: R-S-
- 2007: Estimate based on reported data following updated denominator estimate. Estimate challenged by: D-S-
- 2008: Estimate based on reported administrative data. Estimate challenged by: D-S-
- 2009: Estimate based on reported administrative data. Estimate challenged by: D-S-
- 2010: Estimate based on reported administrative data. Estimate challenged by: S-
- 2011: Estimate based on reported administrative data. Tajikistan Demographic and Health Survey 2012 results ignored by working group. Survey results are preliminary. Tajikistan Demographic and Health Survey 2012 card or history results of 93 percent modified for recall bias to 95 percent based on 1st dose card or history coverage of 98 percent, 1st dose card only coverage of 91 percent and 3d dose card only coverage of 88 percent. Estimate challenged by: S-
- 2012: Estimate based on reported administrative data. Estimate challenged by: S-
- 2013: Estimate based on reported administrative data. Estimate challenged by: S-
- 2014: Estimate based on coverage reported by national government. GoC=R+ D+

Tajikistan - Pol3

TJK - Pol3



	2003	2004	2005	2006	2007	2008	2009	2010	2011	2012	2013	2014
Estimate	82	82	79	76	85	87	93	95	97	96	97	94
Estimate GoC	••	•	•	•	•	•	•	•	•	•	•	••
Official	96	96	96	NA	NA	NA	NA	NA	NA	NA	NA	94
Administrative	62	96	96	95	85	87	93	95	97	96	97	94
Survey	NA	82	NA	50	NA	NA	NA	NA	92	NA	NA	NA

The WHO and UNICEF estimates of national immunization coverage (wuenic) are based on data and information that are of varying, and, in some instances, unknown quality. Beginning with the 2011 revision we describe the grade of confidence (GoC) we have in these estimates. As there is no underlying probability model upon which the estimates are based, we are unable to present classical measures of uncertainty, e.g., confidence intervals. Moreover, we have chosen not to make subjective estimates of plausibility/certainty ranges around the coverage. The GoC reflects the degree of empirical support upon which the estimates are based. It is not a judgment of the quality of data reported by national authorities.

- Estimate is supported by reported data [R+], coverage recalculated with an independent denominator from the World Population Prospects: 2012 revision from the UN Population Division (D+), and at least one supporting survey within 2 years [S+]. While well supported, the estimate still carries a risk of being wrong.
- Estimate is supported by at least one data source; [R+], [S+], or [D+]; and no data source, [R-], [D-], or [S-], challenges the estimate.
- There are no directly supporting data; or data from at least one source; [R-], [D-], [S-]; challenge the estimate.

In all cases these estimates should be used with caution and should be assessed in light of the objective for which they are being used.

Description:

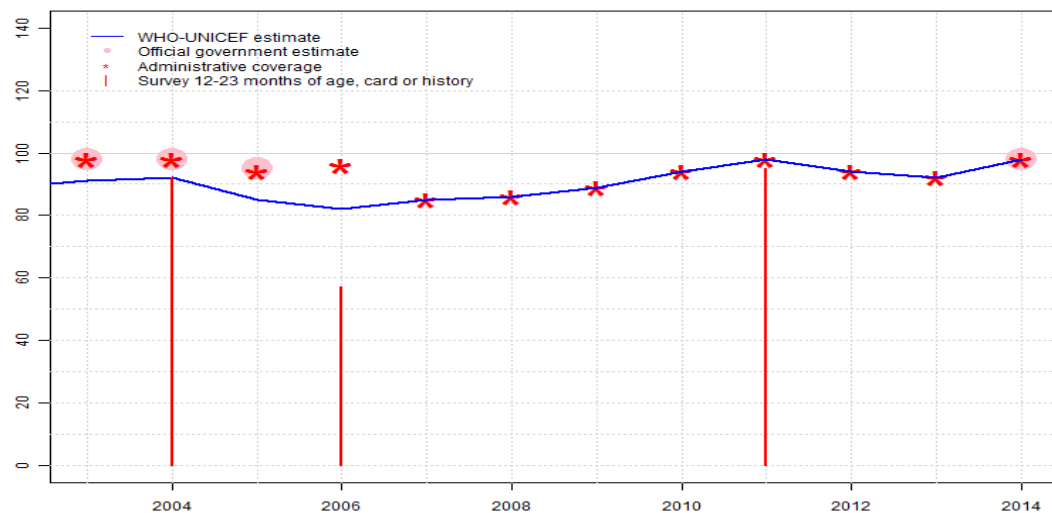
- 2003: Reported data calibrated to 1999 and 2004 levels. GoC=S+
- 2004: Estimate based on survey results Tajikistan Multiple Indicator Cluster Survey 2005 card or history results of 82 percent modified for recall bias to 91 percent based on 1st dose card or history coverage of 93 percent, 1st dose card only coverage of 81 percent and 3d dose card only coverage of 79 percent. Recall bias adjustment for survey results ignored due to high card retention rates. Estimate challenged by: R-S-
- 2005: Reported data calibrated to 2004 and 2006 levels. Estimate challenged by: S-
- 2006: Estimate based on reported data calibrated to the level of the 2004 survey. Tajikistan Living Standards Measurement Survey 2007 results ignored by working group. Survey ignored; results and methodology are inconsistent with previous surveys; sample size equals the size of the target population with only 4860 households surveyed. Estimate challenged by: R-S-
- 2006: Estimate based on reported data calibrated to the level of the 2004 survey. Tajikistan Living Standards Measurement Survey 2007 results ignored by working group. Survey ignored; results and methodology are inconsistent with previous surveys; sample size equals the size of the target population with only 4860 households surveyed. Estimate challenged by: R-S-
- 2007: Estimate based on reported data following updated denominator estimate. Estimate challenged by: D-S-
- 2007: Estimate based on reported data following updated denominator estimate. Estimate challenged by: D-S-
- 2008: Estimate based on reported administrative data. Estimate challenged by: D-S-
- 2009: Estimate based on reported administrative data. MoH reports polio outbreak of more than 300 cases as of 1 July 2010. Estimate challenged by: D-S-
- 2010: Estimate based on reported administrative data. Estimate challenged by: S-
- 2011: Estimate based on reported administrative data. Tajikistan Demographic and Health Survey 2012 results ignored by working group. Survey results are preliminary. Tajikistan Demographic and Health Survey 2012 card or history results of 92 percent modified for recall bias to 94 percent based on 1st dose card or history coverage of 97 percent, 1st dose card only coverage of 91 percent and 3d dose card only coverage of 88 percent. Estimate challenged by: S-
- 2012: Estimate based on reported administrative data. Estimate challenged by: S-
- 2013: Estimate based on reported administrative data. Estimate challenged by: S-

Tajikistan - Pol3

2014: Estimate based on coverage reported by national government. Programme reports one month stock-out at national level. GoC=R+ D+

Tajikistan - MCV1

TJK - MCV1



	2003	2004	2005	2006	2007	2008	2009	2010	2011	2012	2013	2014
Estimate	91	92	85	82	85	86	89	94	98	94	92	98
Estimate GoC	●●	●	●	●	●	●	●	●	●	●	●	●
Official	98	98	95	NA	NA	NA	NA	NA	NA	NA	NA	98
Administrative	98	98	94	96	85	86	89	94	98	94	92	98
Survey	NA	92	NA	57	NA	NA	NA	NA	95	NA	NA	NA

The WHO and UNICEF estimates of national immunization coverage (wuenic) are based on data and information that are of varying, and, in some instances, unknown quality. Beginning with the 2011 revision we describe the grade of confidence (GoC) we have in these estimates. As there is no underlying probability model upon which the estimates are based, we are unable to present classical measures of uncertainty, e.g., confidence intervals. Moreover, we have chosen not to make subjective estimates of plausibility/certainty ranges around the coverage. The GoC reflects the degree of empirical support upon which the estimates are based. It is not a judgment of the quality of data reported by national authorities.

- Estimate is supported by reported data [R+], coverage recalculated with an independent denominator from the World Population Prospects: 2012 revision from the UN Population Division (D+), and at least one supporting survey within 2 years [S+]. While well supported, the estimate still carries a risk of being wrong.
- Estimate is supported by at least one data source; [R+], [S+], or [D+]; and no data source, [R-], [D-], or [S-], challenges the estimate.
- There are no directly supporting data; or data from at least one source; [R-], [D-], [S-]; challenge the estimate.

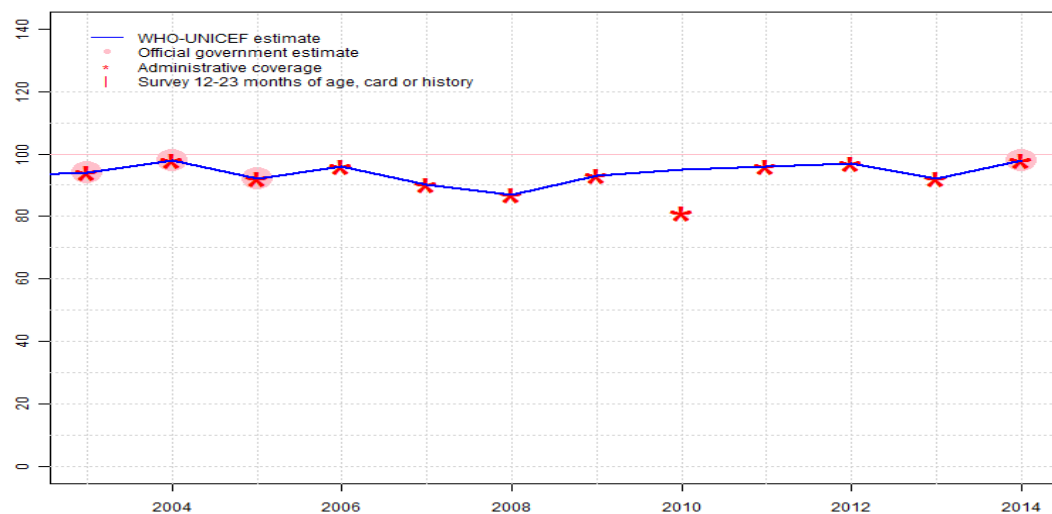
In all cases these estimates should be used with caution and should be assessed in light of the objective for which they are being used.

Description:

- 2003: Reported data calibrated to 1999 and 2004 levels. GoC=S+ D+
- 2004: Estimate based on survey results Estimate challenged by: D-R-S-
- 2005: Reported data calibrated to 2004 and 2006 levels. Estimate challenged by: S-
- 2006: Estimate based on reported data calibrated to the level of the 2004 survey. Tajikistan Living Standards Measurement Survey 2007 results ignored by working group. Survey ignored; results and methodology are inconsistent with previous surveys; sample size equals the size of the target population with only 4860 households surveyed. Estimate challenged by: R-S-
- 2007: Estimate based on reported data following updated denominator estimate. Estimate challenged by: D-S-
- 2008: Estimate based on reported administrative data. Estimate challenged by: D-S-
- 2009: Estimate based on reported administrative data. Estimate challenged by: D-S-
- 2010: Estimate based on reported administrative data. Estimate challenged by: D-S-
- 2011: Estimate based on reported administrative data. Tajikistan Demographic and Health Survey 2012 results ignored by working group. Survey results are preliminary. Estimate challenged by: S-
- 2012: Estimate based on reported administrative data. Estimate challenged by: S-
- 2013: Estimate based on reported administrative data. Estimate challenged by: S-
- 2014: Estimate based on coverage reported by national government. Estimate challenged by: D-

Tajikistan - MCV2

TJK - MCV2



	2003	2004	2005	2006	2007	2008	2009	2010	2011	2012	2013	2014
Estimate	94	98	92	96	90	87	93	95	96	97	92	98
Estimate GoC	•	•	•	•	•	•	•	•	•	•	•	•
Official	94	98	92	NA	NA	NA	NA	NA	NA	NA	NA	98
Administrative	94	98	92	96	90	87	93	81	96	97	92	98
Survey	NA	NA	NA	NA	NA	NA	NA	NA	NA	NA	NA	NA

The WHO and UNICEF estimates of national immunization coverage (wuenic) are based on data and information that are of varying, and, in some instances, unknown quality. Beginning with the 2011 revision we describe the grade of confidence (GoC) we have in these estimates. As there is no underlying probability model upon which the estimates are based, we are unable to present classical measures of uncertainty, e.g., confidence intervals. Moreover, we have chosen not to make subjective estimates of plausibility/certainty ranges around the coverage. The GoC reflects the degree of empirical support upon which the estimates are based. It is not a judgment of the quality of data reported by national authorities.

- Estimate is supported by reported data [R+], coverage recalculated with an independent denominator from the World Population Prospects: 2012 revision from the UN Population Division (D+), and at least one supporting survey within 2 years [S+]. While well supported, the estimate still carries a risk of being wrong.
- Estimate is supported by at least one data source; [R+], [S+], or [D+]; and no data source, [R-], [D-], or [S-], challenges the estimate.
- There are no directly supporting data; or data from at least one source; [R-], [D-], [S-]; challenge the estimate.

In all cases these estimates should be used with caution and should be assessed in light of the objective for which they are being used.

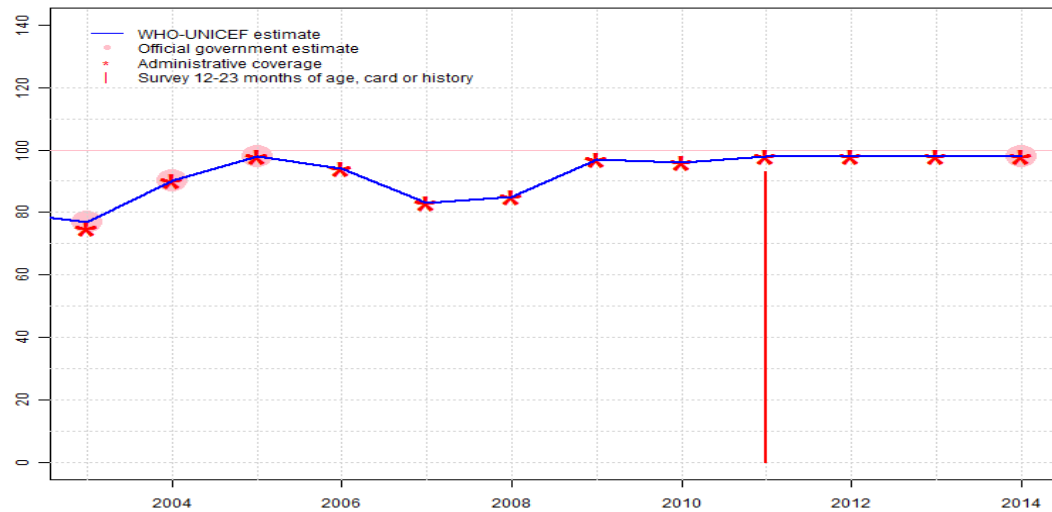
Description:

Coverage estimates for the second dose of measles containing vaccine are for children by the nationally recommended age.

- 2003: Estimate based on coverage reported by national government. Estimate challenged by: D-
- 2004: Estimate based on coverage reported by national government. Estimate challenged by: D-S-
- 2005: Estimate based on coverage reported by national government. Estimate challenged by: D-S-
- 2006: Estimate based on reported administrative estimate. Estimate challenged by: D-S-
- 2007: Estimate based on reported administrative estimate. Estimate challenged by: D-S-
- 2008: Estimate based on reported administrative estimate. Estimate challenged by: D-S-
- 2009: Estimate based on reported administrative estimate. Estimate challenged by: D-S-
- 2010: Estimate based on interpolation between reported values. Reported data excluded. Decline in reported coverage from 93 percent to 81 percent with increase to 96 percent. Estimate challenged by: D-S-
- 2011: Estimate based on reported administrative estimate. Estimate challenged by: D-S-
- 2012: Estimate based on reported administrative estimate. Estimate challenged by: D-S-
- 2013: Estimate based on reported administrative estimate. Estimate challenged by: D-S-
- 2014: Estimate based on coverage reported by national government. Estimate challenged by: D-

Tajikistan - HepBB

TJK - HepBB



	2003	2004	2005	2006	2007	2008	2009	2010	2011	2012	2013	2014
Estimate	77	90	98	94	83	85	97	96	98	98	98	98
Estimate GoC	•	•	•	•	•	•	•	•	•	•	•	••
Official	77	90	98	NA	NA	NA	NA	NA	NA	NA	NA	98
Administrative	75	90	98	94	83	85	97	96	98	98	98	98
Survey	NA	NA	NA	NA	NA	NA	NA	NA	93	NA	NA	NA

The WHO and UNICEF estimates of national immunization coverage (wuenic) are based on data and information that are of varying, and, in some instances, unknown quality. Beginning with the 2011 revision we describe the grade of confidence (GoC) we have in these estimates. As there is no underlying probability model upon which the estimates are based, we are unable to present classical measures of uncertainty, e.g., confidence intervals. Moreover, we have chosen not to make subjective estimates of plausibility/certainty ranges around the coverage. The GoC reflects the degree of empirical support upon which the estimates are based. It is not a judgment of the quality of data reported by national authorities.

- Estimate is supported by reported data [R+], coverage recalculated with an independent denominator from the World Population Prospects: 2012 revision from the UN Population Division (D+), and at least one supporting survey within 2 years [S+]. While well supported, the estimate still carries a risk of being wrong.
- Estimate is supported by at least one data source; [R+], [S+], or [D+]; and no data source, [R-], [D-], or [S-], challenges the estimate.
- There are no directly supporting data; or data from at least one source; [R-], [D-], [S-]; challenge the estimate.

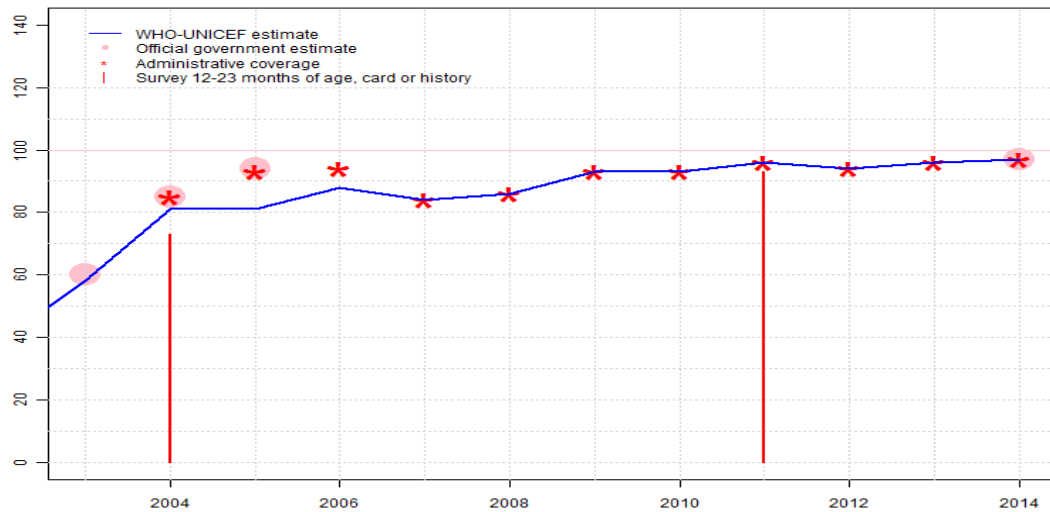
In all cases these estimates should be used with caution and should be assessed in light of the objective for which they are being used.

Description:

- 2003: Estimate based on coverage reported by national government. Estimate challenged by: D-
- 2004: Estimate based on coverage reported by national government. Estimate challenged by: D-S-
- 2005: Estimate based on coverage reported by national government. Estimate challenged by: D-S-
- 2006: Estimate based on reported administrative estimate. Estimate challenged by: D-S-
- 2007: Estimate based on reported administrative estimate. Estimate challenged by: D-S-
- 2008: Estimate based on reported administrative estimate. Estimate challenged by: D-S-
- 2009: Estimate based on reported administrative estimate. Estimate challenged by: D-S-
- 2010: Estimate based on reported administrative estimate. Estimate challenged by: D-S-
- 2011: Estimate based on reported administrative estimate. Tajikistan Demographic and Health Survey 2012 results ignored by working group. Survey results are preliminary. Estimate challenged by: S-
- 2012: Estimate based on reported administrative estimate. Estimate challenged by: D-S-
- 2013: Estimate based on reported administrative estimate. Estimate challenged by: D-S-
- 2014: Estimate based on coverage reported by national government. GoC=R+

Tajikistan - HepB3

TJK - HepB3



	2003	2004	2005	2006	2007	2008	2009	2010	2011	2012	2013	2014
Estimate	58	81	81	88	84	86	93	93	96	94	96	97
Estimate GoC	●●	●	●	●	●	●	●	●	●	●	●	●●
Official	60	85	94	NA	NA	NA	NA	NA	NA	NA	NA	97
Administrative	NA	85	93	94	84	86	93	93	96	94	96	97
Survey	NA	73	NA	NA	NA	NA	NA	NA	93	NA	NA	NA

The WHO and UNICEF estimates of national immunization coverage (wuenic) are based on data and information that are of varying, and, in some instances, unknown quality. Beginning with the 2011 revision we describe the grade of confidence (GoC) we have in these estimates. As there is no underlying probability model upon which the estimates are based, we are unable to present classical measures of uncertainty, e.g., confidence intervals. Moreover, we have chosen not to make subjective estimates of plausibility/certainty ranges around the coverage. The GoC reflects the degree of empirical support upon which the estimates are based. It is not a judgment of the quality of data reported by national authorities.

- Estimate is supported by reported data [R+], coverage recalculated with an independent denominator from the World Population Prospects: 2012 revision from the UN Population Division (D+), and at least one supporting survey within 2 years [S+]. While well supported, the estimate still carries a risk of being wrong.
- Estimate is supported by at least one data source; [R+], [S+], or [D+]; and no data source, [R-], [D-], or [S-], challenges the estimate.
- There are no directly supporting data; or data from at least one source; [R-], [D-], [S-]; challenge the estimate.

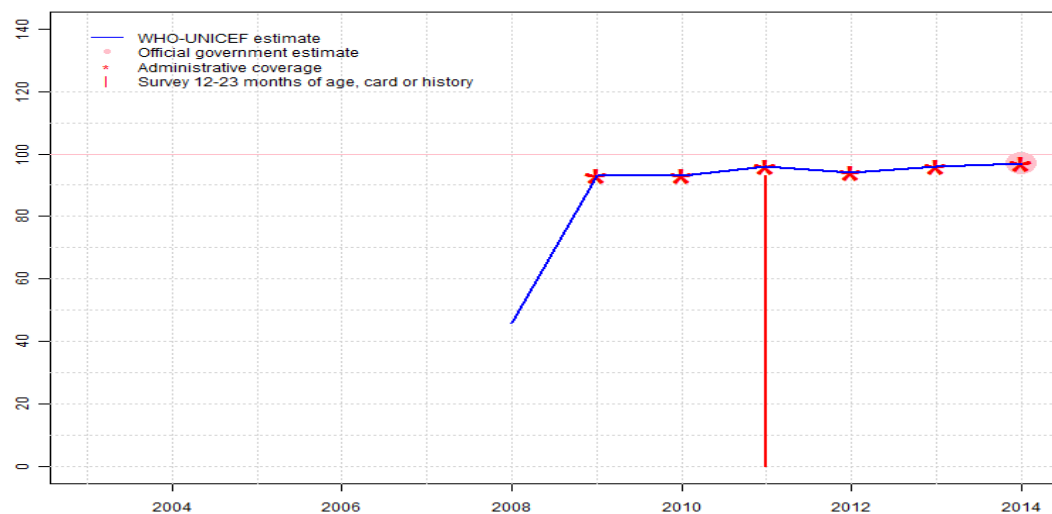
In all cases these estimates should be used with caution and should be assessed in light of the objective for which they are being used.

Description:

- 2003: Reported data calibrated to 2002 and 2004 levels. GoC=D+
- 2004: Estimate based on survey results. Tajikistan Multiple Indicator Cluster Survey 2005 card or history results of 73 percent modified for recall bias to 81 percent based on 1st dose card or history coverage of 85 percent, 1st dose card only coverage of 70 percent and 3d dose card only coverage of 67 percent. Estimate challenged by: D-R-S-
- 2005: Estimate based on survey results. Estimate challenged by: R-S-
- 2006: Reported data calibrated to 2005 and 2007 levels. Estimate challenged by: D-S-
- 2007: Estimate based on reported data following updated denominator estimate. Estimate challenged by: D-S-
- 2008: Estimate based on reported administrative data. Estimate challenged by: D-S-
- 2009: Estimate based on reported administrative data. Estimate challenged by: D-S-
- 2010: Estimate based on reported administrative data. Estimate challenged by: S-
- 2011: Estimate based on reported administrative data. Tajikistan Demographic and Health Survey 2012 results ignored by working group. Survey results are preliminary. Tajikistan Demographic and Health Survey 2012 card or history results of 93 percent modified for recall bias to 95 percent based on 1st dose card or history coverage of 98 percent, 1st dose card only coverage of 91 percent and 3d dose card only coverage of 88 percent. Estimate challenged by: S-
- 2012: Estimate based on reported administrative data. Estimate challenged by: S-
- 2013: Estimate based on reported administrative data. Estimate challenged by: S-
- 2014: Estimate based on coverage reported by national government. GoC=R+D+

Tajikistan - Hib3

TJK - Hib3



	2003	2004	2005	2006	2007	2008	2009	2010	2011	2012	2013	2014
Estimate	NA	NA	NA	NA	NA	46	93	93	96	94	96	97
Estimate GoC	NA	NA	NA	NA	NA	••	•	•	•	•	•	••
Official	NA	NA	NA	NA	NA	NA	NA	NA	NA	NA	NA	97
Administrative	NA	NA	NA	NA	NA	NA	93	93	96	94	96	97
Survey	NA	NA	NA	NA	NA	NA	NA	NA	93	NA	NA	NA

The WHO and UNICEF estimates of national immunization coverage (wuenic) are based on data and information that are of varying, and, in some instances, unknown quality. Beginning with the 2011 revision we describe the grade of confidence (GoC) we have in these estimates. As there is no underlying probability model upon which the estimates are based, we are unable to present classical measures of uncertainty, e.g., confidence intervals. Moreover, we have chosen not to make subjective estimates of plausibility/certainty ranges around the coverage. The GoC reflects the degree of empirical support upon which the estimates are based. It is not a judgment of the quality of data reported by national authorities.

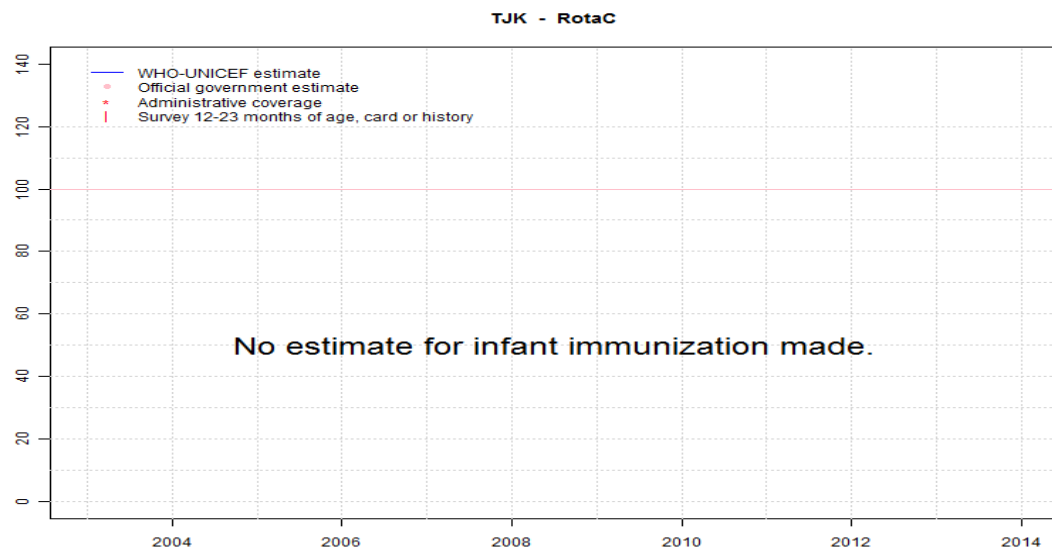
- Estimate is supported by reported data [R+], coverage recalculated with an independent denominator from the World Population Prospects: 2012 revision from the UN Population Division (D+), and at least one supporting survey within 2 years [S+]. While well supported, the estimate still carries a risk of being wrong.
- Estimate is supported by at least one data source; [R+], [S+], or [D+]; and no data source, [R-], [D-], or [S-], challenges the estimate.
- There are no directly supporting data; or data from at least one source; [R-], [D-], [S-]; challenge the estimate.

In all cases these estimates should be used with caution and should be assessed in light of the objective for which they are being used.

Description:

- 2008: Coverage of 92 percent achieved in 50 percent of the population. Hib vaccine introduced in 2008. Vaccine presentation is DTP-HepB-Hib. GoC=D+
- 2009: Estimate based on reported administrative estimate. Estimate challenged by: D-S-
- 2010: Estimate based on reported administrative estimate. Estimate challenged by: S-
- 2011: Estimate based on reported administrative estimate. Tajikistan Demographic and Health Survey 2012 results ignored by working group. Survey results are preliminary. Tajikistan Demographic and Health Survey 2012 card or history results of 93 percent modified for recall bias to 95 percent based on 1st dose card or history coverage of 98 percent, 1st dose card only coverage of 91 percent and 3d dose card only coverage of 88 percent. Estimate challenged by: S-
- 2012: Estimate based on reported administrative estimate. Estimate challenged by: S-
- 2013: Estimate based on reported administrative estimate. Estimate challenged by: S-
- 2014: Estimate based on coverage reported by national government. GoC=R+D+

Tajikistan - RotaC



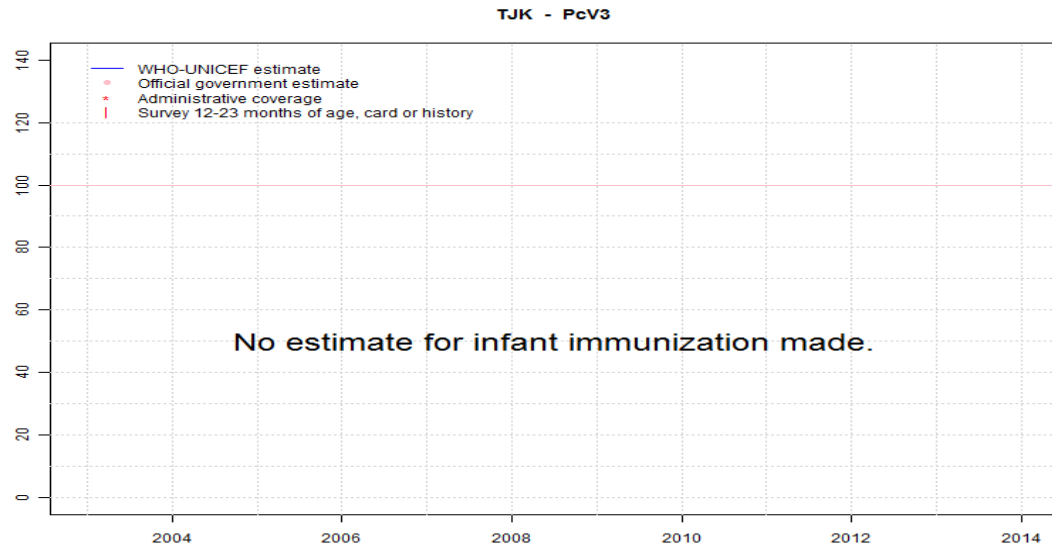
	2003	2004	2005	2006	2007	2008	2009	2010	2011	2012	2013	2014
Estimate	NA	NA	NA	NA	NA	NA	NA	NA	NA	NA	NA	NA
Estimate GoC	NA	NA	NA	NA	NA	NA	NA	NA	NA	NA	NA	NA
Official	NA	NA	NA	NA	NA	NA	NA	NA	NA	NA	NA	NA
Administrative	NA	NA	NA	NA	NA	NA	NA	NA	NA	NA	NA	NA
Survey	NA	NA	NA	NA	NA	NA	NA	NA	NA	NA	NA	NA

The WHO and UNICEF estimates of national immunization coverage (wuenic) are based on data and information that are of varying, and, in some instances, unknown quality. Beginning with the 2011 revision we describe the grade of confidence (GoC) we have in these estimates. As there is no underlying probability model upon which the estimates are based, we are unable to present classical measures of uncertainty, e.g., confidence intervals. Moreover, we have chosen not to make subjective estimates of plausibility/certainty ranges around the coverage. The GoC reflects the degree of empirical support upon which the estimates are based. It is not a judgment of the quality of data reported by national authorities.

- Estimate is supported by reported data [R+], coverage recalculated with an independent denominator from the World Population Prospects: 2012 revision from the UN Population Division (D+), and at least one supporting survey within 2 years [S+]. While well supported, the estimate still carries a risk of being wrong.
- Estimate is supported by at least one data source; [R+], [S+], or [D+]; and no data source, [R-], [D-], or [S-], challenges the estimate.
- There are no directly supporting data; or data from at least one source; [R-], [D-], [S-]; challenge the estimate.

In all cases these estimates should be used with caution and should be assessed in light of the objective for which they are being used.

Tajikistan - PcV3



	2003	2004	2005	2006	2007	2008	2009	2010	2011	2012	2013	2014
Estimate	NA	NA	NA	NA	NA	NA	NA	NA	NA	NA	NA	NA
Estimate GoC	NA	NA	NA	NA	NA	NA	NA	NA	NA	NA	NA	NA
Official	NA	NA	NA	NA	NA	NA	NA	NA	NA	NA	NA	NA
Administrative	NA	NA	NA	NA	NA	NA	NA	NA	NA	NA	NA	NA
Survey	NA	NA	NA	NA	NA	NA	NA	NA	NA	NA	NA	NA

The WHO and UNICEF estimates of national immunization coverage (wuenic) are based on data and information that are of varying, and, in some instances, unknown quality. Beginning with the 2011 revision we describe the grade of confidence (GoC) we have in these estimates. As there is no underlying probability model upon which the estimates are based, we are unable to present classical measures of uncertainty, e.g., confidence intervals. Moreover, we have chosen not to make subjective estimates of plausibility/certainty ranges around the coverage. The GoC reflects the degree of empirical support upon which the estimates are based. It is not a judgment of the quality of data reported by national authorities.

- Estimate is supported by reported data [R+], coverage recalculated with an independent denominator from the World Population Prospects: 2012 revision from the UN Population Division (D+), and at least one supporting survey within 2 years [S+]. While well supported, the estimate still carries a risk of being wrong.
- Estimate is supported by at least one data source; [R+], [S+], or [D+]; and no data source, [R-], [D-], or [S-], challenges the estimate.
- There are no directly supporting data; or data from at least one source; [R-], [D-], [S-]; challenge the estimate.

In all cases these estimates should be used with caution and should be assessed in light of the objective for which they are being used.

Tajikistan - survey details

2011 Tajikistan Demographic and Health Survey 2012

Vaccine	Confirmation method	Coverage	Age cohort	Sample	Cards seen
BCG	C or H <18 months	98	18-29 m	1148	91
BCG	Card	91	18-29 m	1044	91
BCG	Card or History	98	18-29 m	1148	91
BCG	History	8	18-29 m	103	91
DTP1	C or H <18 months	97	18-29 m	1148	91
DTP1	Card	91	18-29 m	1044	91
DTP1	Card or History	98	18-29 m	1148	91
DTP1	History	7	18-29 m	103	91
DTP3	C or H <18 months	92	18-29 m	1148	91
DTP3	Card	88	18-29 m	1044	91
DTP3	Card or History	93	18-29 m	1148	91
DTP3	History	5	18-29 m	103	91
HepB1	C or H <18 months	97	18-29 m	1148	91
HepB1	Card	91	18-29 m	1044	91
HepB1	Card or History	98	18-29 m	1148	91
HepB1	History	7	18-29 m	103	91
HepB3	C or H <18 months	92	18-29 m	1148	91
HepB3	Card	88	18-29 m	1044	91
HepB3	Card or History	93	18-29 m	1148	91
HepB3	History	5	18-29 m	103	91
HepBB	C or H <18 months	93	18-29 m	1148	91
HepBB	Card	88	18-29 m	1044	91
HepBB	Card or History	93	18-29 m	1148	91
HepBB	History	5	18-29 m	103	91
Hib1	C or H <18 months	97	18-29 m	1148	91
Hib1	Card	91	18-29 m	1044	91
Hib1	Card or History	98	18-29 m	1148	91
Hib1	History	7	18-29 m	103	91
Hib3	C or H <18 months	92	18-29 m	1148	91
Hib3	Card	88	18-29 m	1044	91
Hib3	Card or History	93	18-29 m	1148	91
Hib3	History	5	18-29 m	103	91
MCV1	C or H <18 months	91	18-29 m	1148	91
MCV1	Card	88	18-29 m	1044	91
MCV1	Card or History	95	18-29 m	1148	91
MCV1	History	7	18-29 m	103	91
Pol1	C or H <18 months	97	18-29 m	1148	91

Pol1	Card	91	18-29 m	1044	91
Pol1	Card or History	97	18-29 m	1148	91
Pol1	History	7	18-29 m	103	91
Pol3	C or H <18 months	92	18-29 m	1148	91
Pol3	Card	88	18-29 m	1044	91
Pol3	Card or History	92	18-29 m	1148	91
Pol3	History	4	18-29 m	103	91

2006 Tajikistan Living Standards Measurement Survey 2007

Vaccine	Confirmation method	Coverage	Age cohort	Sample	Cards seen
BCG	Card or History	88	12-23 m	157759	-
MCV1	Card or History	57	12-23 m	157759	-
Pol1	Card or History	83	12-23 m	157759	-
Pol3	Card or History	50	12-23 m	157759	-

2004 Tajikistan Multiple Indicator Cluster Survey 2005

Vaccine	Confirmation method	Coverage	Age cohort	Sample	Cards seen
BCG	C or H <12 months	94	18-29 m	826	83
BCG	Card	81	18-29 m	826	83
BCG	Card or History	95	18-29 m	826	83
BCG	History	14	18-29 m	826	83
DTP1	C or H <12 months	91	18-29 m	826	83
DTP1	Card	82	18-29 m	826	83
DTP1	Card or History	93	18-29 m	826	83
DTP1	History	11	18-29 m	826	83
DTP3	C or H <12 months	82	18-29 m	826	83
DTP3	Card	80	18-29 m	826	83
DTP3	Card or History	86	18-29 m	826	83
DTP3	History	6	18-29 m	826	83
HepB1	C or H <12 months	84	18-29 m	826	83
HepB1	Card	70	18-29 m	826	83
HepB1	Card or History	85	18-29 m	826	83
HepB1	History	15	18-29 m	826	83
HepB3	C or H <12 months	69	18-29 m	826	83
HepB3	Card	67	18-29 m	826	83
HepB3	Card or History	73	18-29 m	826	83

Tajikistan - survey details

HepB3	History	6	18-29 m	826	83
MCV1	C or H <12 months	91	18-29 m	826	83
MCV1	Card	78	18-29 m	826	83
MCV1	Card or History	92	18-29 m	826	83
MCV1	History	14	18-29 m	826	83
Pol1	C or H <12 months	92	18-29 m	826	83
Pol1	Card	81	18-29 m	826	83
Pol1	Card or History	93	18-29 m	826	83
Pol1	History	12	18-29 m	826	83
Pol3	C or H <12 months	79	18-29 m	826	83
Pol3	Card	79	18-29 m	826	83
Pol3	Card or History	82	18-29 m	826	83
Pol3	History	3	18-29 m	826	83

1999 Multiple Indicator Cluster Survey, Tajikistan 2000

Vaccine	Confirmation method	Coverage	Age cohort	Sample	Cards seen
BCG	C or H <12 months	89	12-23 m	745	78
BCG	Card	76	12-23 m	745	78
BCG	Card or History	92	12-23 m	745	78

BCG	History	16	12-23 m	745	78
DTP1	C or H <12 months	84	12-23 m	745	78
DTP1	Card	76	12-23 m	745	78
DTP1	Card or History	88	12-23 m	745	78
DTP1	History	11	12-23 m	745	78
DTP3	C or H <12 months	76	12-23 m	745	78
DTP3	Card	74	12-23 m	745	78
DTP3	Card or History	82	12-23 m	745	78
DTP3	History	18	12-23 m	745	78
MCV1	C or H <12 months	61	12-23 m	745	78
MCV1	Card	67	12-23 m	745	78
MCV1	Card or History	79	12-23 m	745	78
MCV1	History	12	12-23 m	745	78
Pol1	C or H <12 months	89	12-23 m	745	78
Pol1	Card	78	12-23 m	745	78
Pol1	Card or History	92	12-23 m	745	78
Pol1	History	14	12-23 m	745	78
Pol3	C or H <12 months	78	12-23 m	745	78
Pol3	Card	75	12-23 m	745	78
Pol3	Card or History	84	12-23 m	745	78
Pol3	History	9	12-23 m	745	78

Further information and estimates for previous years are available at:

<http://www.data.unicef.org/child-health/immunization>

http://www.who.int/immunization/monitoring_surveillance/routine/coverage/en/index4.html