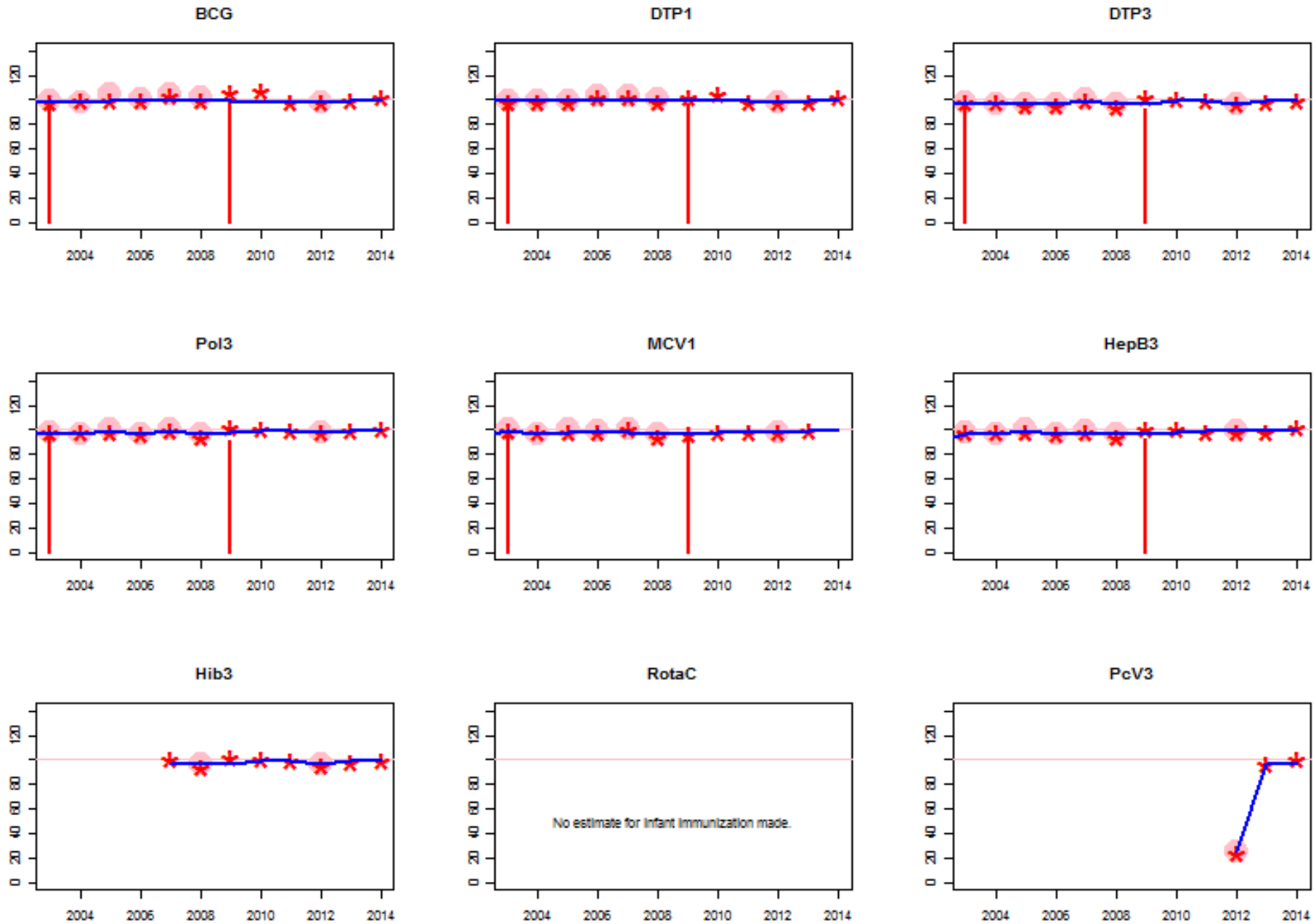
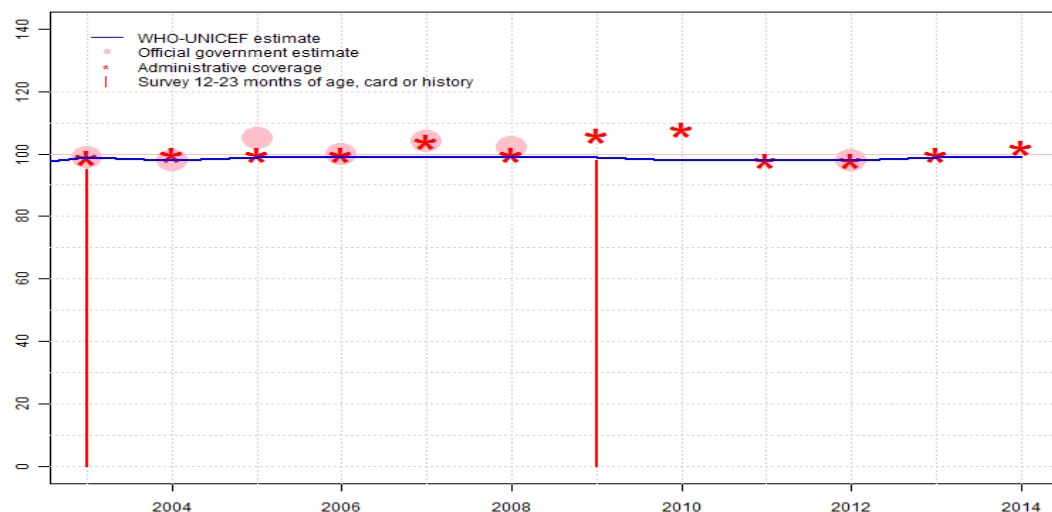


State of Palestine: WHO and UNICEF estimates of immunization coverage: 2014 revision



# State of Palestine - BCG

PSE - BCG



	2003	2004	2005	2006	2007	2008	2009	2010	2011	2012	2013	2014
Estimate	99	98	99	99	99	99	99	98	98	98	99	99
Estimate GoC	●●	●●	●●	●●	●●	●●	●●	●●	●●●	●●	●●	●
Official	99	98	105	100	104	102	NA	NA	NA	98	NA	NA
Administrative	99	100	100	100	104	100	106	108	98	98	100	102
Survey	95	NA	NA	NA	NA	NA	98	NA	NA	NA	NA	NA

The WHO and UNICEF estimates of national immunization coverage (wuenic) are based on data and information that are of varying, and, in some instances, unknown quality. Beginning with the 2011 revision we describe the grade of confidence (GoC) we have in these estimates. As there is no underlying probability model upon which the estimates are based, we are unable to present classical measures of uncertainty, e.g., confidence intervals. Moreover, we have chosen not to make subjective estimates of plausibility/certainty ranges around the coverage. The GoC reflects the degree of empirical support upon which the estimates are based. It is not a judgment of the quality of data reported by national authorities.

- Estimate is supported by reported data [R+], coverage recalculated with an independent denominator from the World Population Prospects: 2012 revision from the UN Population Division (D+), and at least one supporting survey within 2 years [S+]. While well supported, the estimate still carries a risk of being wrong.
- Estimate is supported by at least one data source; [R+], [S+], or [D+]; and no data source, [R-], [D-], or [S-], challenges the estimate.
- There are no directly supporting data; or data from at least one source; [R-], [D-], [S-]; challenge the estimate.

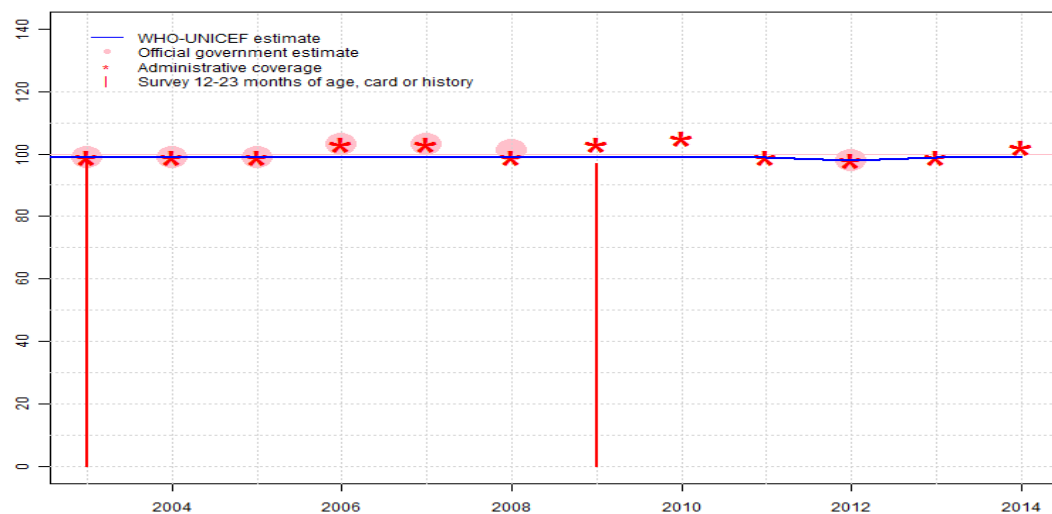
In all cases these estimates should be used with caution and should be assessed in light of the objective for which they are being used.

## Description:

- 2003: Estimate based on coverage reported by national government supported by survey. Survey evidence of 95 percent based on 1 survey(s). GoC=R+ S+
- 2004: Estimate based on coverage reported by national government. GoC=R+ S+
- 2005: Estimate based on interpolation between coverage reported by national government. Reported data excluded. 105 percent greater than 100 percent. GoC=S+
- 2006: Estimate based on coverage reported by national government. GoC=R+
- 2007: Estimate based on interpolation between coverage reported by national government. Reported data excluded. 104 percent greater than 100 percent. GoC=S+
- 2008: Estimate based on interpolation between coverage reported by national government. Reported data excluded. 102 percent greater than 100 percent. GoC=S+
- 2009: Estimate based on interpolation between data reported by national government supported by survey. Survey evidence of 98 percent based on 1 survey(s). Reported data excluded. 106 percent greater than 100 percent. GoC=S+
- 2010: Estimate based on interpolation between data reported by national government. Reported data excluded. 108 percent greater than 100 percent. GoC=S+ D+
- 2011: Estimate based on reported administrative data. GoC=R+ S+ D+
- 2012: Estimate based on coverage reported by national government. GoC=R+ D+
- 2013: Estimate based on reported administrative data. GoC=R+ D+
- 2014: Estimate based on extrapolation from data reported by national government. Reported data excluded. 102 percent greater than 100 percent. GoC=No accepted empirical data

# State of Palestine - DTP1

PSE - DTP1



	2003	2004	2005	2006	2007	2008	2009	2010	2011	2012	2013	2014
Estimate	99	99	99	99	99	99	99	99	99	98	99	99
Estimate GoC	●●	●●	●●	●	●	●●	●●	●●	●	●●	●●	●
Official	99	99	99	103	103	101	NA	NA	NA	98	NA	NA
Administrative	99	99	99	103	103	99	103	105	99	98	99	102
Survey	98	NA	NA	NA	NA	NA	97	NA	NA	NA	NA	NA

The WHO and UNICEF estimates of national immunization coverage (wuenic) are based on data and information that are of varying, and, in some instances, unknown quality. Beginning with the 2011 revision we describe the grade of confidence (GoC) we have in these estimates. As there is no underlying probability model upon which the estimates are based, we are unable to present classical measures of uncertainty, e.g., confidence intervals. Moreover, we have chosen not to make subjective estimates of plausibility/certainty ranges around the coverage. The GoC reflects the degree of empirical support upon which the estimates are based. It is not a judgment of the quality of data reported by national authorities.

- Estimate is supported by reported data [R+], coverage recalculated with an independent denominator from the World Population Prospects: 2012 revision from the UN Population Division (D+), and at least one supporting survey within 2 years [S+]. While well supported, the estimate still carries a risk of being wrong.
- Estimate is supported by at least one data source; [R+], [S+], or [D+]; and no data source, [R-], [D-], or [S-], challenges the estimate.
- There are no directly supporting data; or data from at least one source; [R-], [D-], [S-]; challenge the estimate.

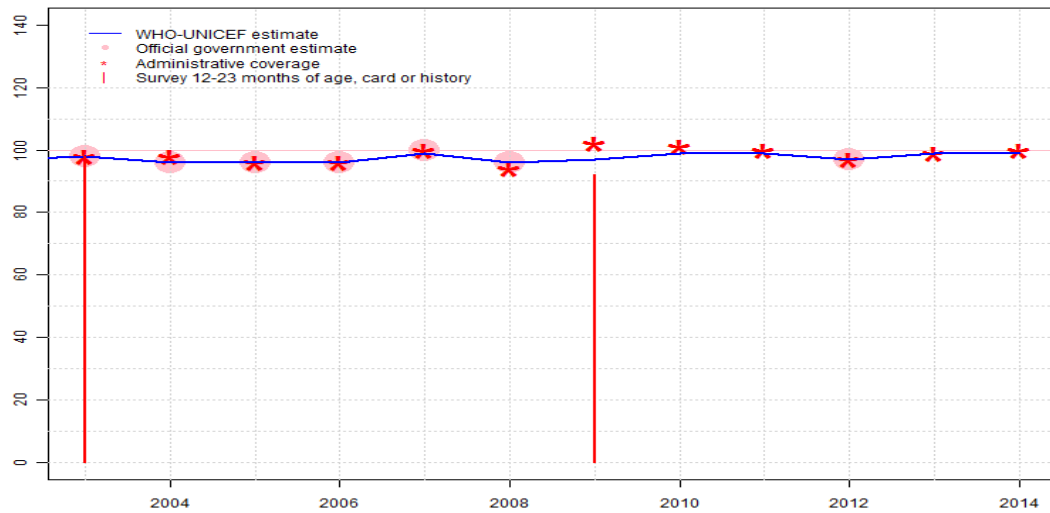
In all cases these estimates should be used with caution and should be assessed in light of the objective for which they are being used.

## Description:

- 2003: Estimate based on coverage reported by national government supported by survey. Survey evidence of 98 percent based on 1 survey(s). GoC=R+ S+
- 2004: Estimate based on coverage reported by national government. GoC=R+ S+
- 2005: Estimate based on coverage reported by national government. GoC=R+ S+
- 2006: Estimate based on interpolation between coverage reported by national government. Reported data excluded. 103 percent greater than 100 percent. GoC=No accepted empirical data
- 2007: DTP1 coverage estimated based on DTP3 coverage of 100. Reported data excluded. 103 percent greater than 100 percent. Estimate challenged by: R-
- 2008: Estimate based on interpolation between coverage reported by national government. Reported data excluded. 101 percent greater than 100 percent. GoC=S+
- 2009: Estimate based on interpolation between data reported by national government supported by survey. Survey evidence of 97 percent based on 1 survey(s). Reported data excluded. 103 percent greater than 100 percent. GoC=S+
- 2010: Estimate based on interpolation between data reported by national government. Reported data excluded. 105 percent greater than 100 percent. GoC=S+ D+
- 2011: DTP1 coverage estimated based on DTP3 coverage of 100. Estimate challenged by: R-
- 2012: Estimate based on coverage reported by national government. GoC=R+ D+
- 2013: Estimate based on reported administrative data. GoC=R+ D+
- 2014: DTP1 coverage estimated based on DTP3 coverage of 100. Reported data excluded. 102 percent greater than 100 percent. Estimate challenged by: R-

# State of Palestine - DTP3

PSE - DTP3



	2003	2004	2005	2006	2007	2008	2009	2010	2011	2012	2013	2014
Estimate	98	96	96	96	99	96	97	99	99	97	99	99
Estimate GoC	●●	●●	●●	●●	●●	●●	●●	●●	●●●	●●	●●	●●
Official	98	96	96	96	100	96	NA	NA	NA	97	NA	NA
Administrative	98	98	96	96	100	94	102	101	100	97	99	100
Survey	98	NA	NA	NA	NA	NA	92	NA	NA	NA	NA	NA

The WHO and UNICEF estimates of national immunization coverage (wuenic) are based on data and information that are of varying, and, in some instances, unknown quality. Beginning with the 2011 revision we describe the grade of confidence (GoC) we have in these estimates. As there is no underlying probability model upon which the estimates are based, we are unable to present classical measures of uncertainty, e.g., confidence intervals. Moreover, we have chosen not to make subjective estimates of plausibility/certainty ranges around the coverage. The GoC reflects the degree of empirical support upon which the estimates are based. It is not a judgment of the quality of data reported by national authorities.

- Estimate is supported by reported data [R+], coverage recalculated with an independent denominator from the World Population Prospects: 2012 revision from the UN Population Division (D+), and at least one supporting survey within 2 years [S+]. While well supported, the estimate still carries a risk of being wrong.
- Estimate is supported by at least one data source; [R+], [S+], or [D+]; and no data source, [R-], [D-], or [S-], challenges the estimate.
- There are no directly supporting data; or data from at least one source; [R-], [D-], [S-]; challenge the estimate.

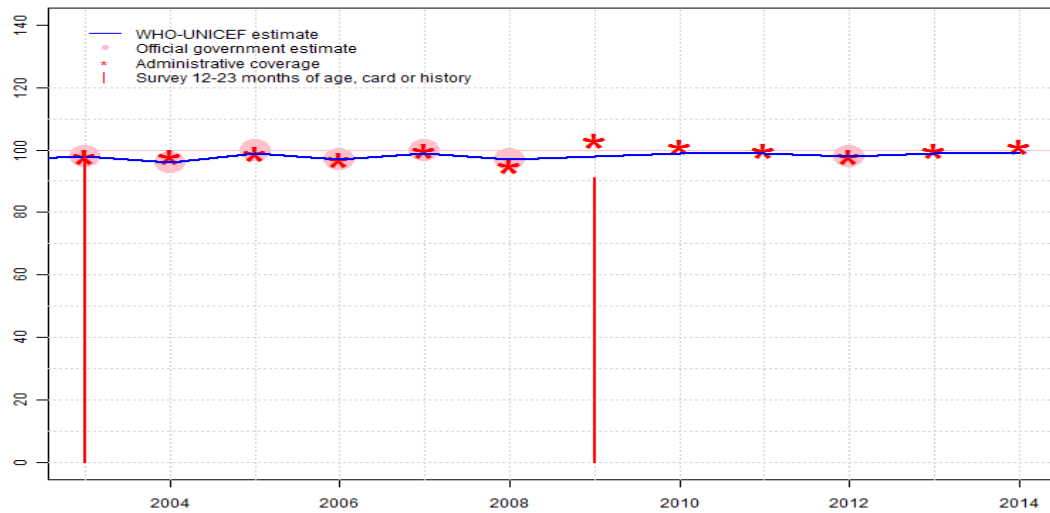
In all cases these estimates should be used with caution and should be assessed in light of the objective for which they are being used.

## Description:

- 2003: Estimate based on coverage reported by national government supported by survey. Survey evidence of 98 percent based on 1 survey(s). GoC=R+ S+
- 2004: Estimate based on coverage reported by national government. GoC=R+ S+
- 2005: Estimate based on coverage reported by national government. GoC=R+ S+
- 2006: Estimate based on coverage reported by national government. GoC=R+
- 2007: Estimate based on coverage reported by national government. GoC=R+ S+
- 2008: Estimate based on coverage reported by national government. GoC=R+ S+
- 2009: Estimate based on interpolation between data reported by national government supported by survey. Survey evidence of 95 percent based on 1 survey(s). Palestinian Family Survey 2010 card or history results of 92 percent modified for recall bias to 95 percent based on 1st dose card or history coverage of 97 percent, 1st dose card only coverage of 80 percent and 3d dose card only coverage of 78 percent. Reported data excluded. 102 percent greater than 100 percent. GoC=S+
- 2010: Estimate based on interpolation between data reported by national government. Reported data excluded. 101 percent greater than 100 percent. GoC=S+ D+
- 2011: Estimate based on reported administrative data. GoC=R+ S+ D+
- 2012: Estimate based on coverage reported by national government. GoC=R+ D+
- 2013: Estimate based on reported administrative data. GoC=R+ D+
- 2014: Estimate based on reported administrative data. GoC=R+

# State of Palestine - Pol3

PSE - Pol3



	2003	2004	2005	2006	2007	2008	2009	2010	2011	2012	2013	2014
Estimate	98	96	99	97	100	97	98	99	99	98	99	99
Estimate GoC	●●	●●	●●	●●	●●	●●	●●	●●	●●●	●●	●●	●
Official	98	96	100	97	100	97	NA	NA	NA	98	NA	NA
Administrative	98	98	99	97	100	95	103	101	100	98	100	101
Survey	100	NA	NA	NA	NA	NA	91	NA	NA	NA	NA	NA

The WHO and UNICEF estimates of national immunization coverage (wuenic) are based on data and information that are of varying, and, in some instances, unknown quality. Beginning with the 2011 revision we describe the grade of confidence (GoC) we have in these estimates. As there is no underlying probability model upon which the estimates are based, we are unable to present classical measures of uncertainty, e.g., confidence intervals. Moreover, we have chosen not to make subjective estimates of plausibility/certainty ranges around the coverage. The GoC reflects the degree of empirical support upon which the estimates are based. It is not a judgment of the quality of data reported by national authorities.

- Estimate is supported by reported data [R+], coverage recalculated with an independent denominator from the World Population Prospects: 2012 revision from the UN Population Division (D+), and at least one supporting survey within 2 years [S+]. While well supported, the estimate still carries a risk of being wrong.
- Estimate is supported by at least one data source; [R+], [S+], or [D+]; and no data source, [R-], [D-], or [S-], challenges the estimate.
- There are no directly supporting data; or data from at least one source; [R-], [D-], [S-]; challenge the estimate.

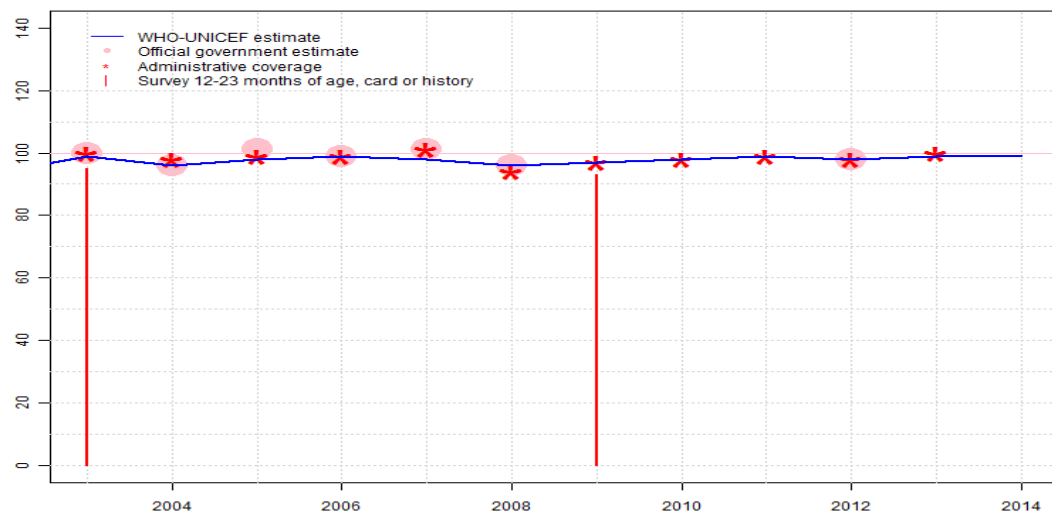
In all cases these estimates should be used with caution and should be assessed in light of the objective for which they are being used.

## Description:

- 2003: Estimate based on coverage reported by national government supported by survey. Survey evidence of 100 percent based on 1 survey(s). GoC=R+ S+
- 2004: Estimate based on coverage reported by national government. GoC=R+ S+
- 2005: Estimate based on coverage reported by national government. GoC=R+ S+
- 2006: Estimate based on coverage reported by national government. GoC=R+
- 2007: Estimate based on coverage reported by national government. GoC=R+ S+
- 2008: Estimate based on coverage reported by national government. GoC=R+ S+
- 2009: Estimate based on interpolation between data reported by national government supported by survey. Survey evidence of 96 percent based on 1 survey(s). Palestinian Family Survey 2010 card or history results of 91 percent modified for recall bias to 96 percent based on 1st dose card or history coverage of 98 percent, 1st dose card only coverage of 81 percent and 3d dose card only coverage of 79 percent. Reported data excluded. 103 percent greater than 100 percent. GoC=S+
- 2010: Estimate based on interpolation between data reported by national government. Reported data excluded. 101 percent greater than 100 percent. GoC=S+ D+
- 2011: Estimate based on reported administrative data. GoC=R+ S+ D+
- 2012: Estimate based on coverage reported by national government. GoC=R+ D+
- 2013: Estimate based on reported administrative data. GoC=R+ D+
- 2014: Estimate based on extrapolation from data reported by national government. Reported data excluded. 101 percent greater than 100 percent. GoC=No accepted empirical data

# State of Palestine - MCV1

PSE - MCV1



	2003	2004	2005	2006	2007	2008	2009	2010	2011	2012	2013	2014
Estimate	99	96	98	99	98	96	97	98	99	98	99	99
Estimate GoC	●●	●●	●●	●●	●●	●●	●●	●●●	●●●	●●	●●	●
Official	100	96	101	99	101	96	NA	NA	NA	98	NA	NA
Administrative	100	98	99	99	101	94	97	98	99	98	100	NA
Survey	95	NA	NA	NA	NA	NA	93	NA	NA	NA	NA	NA

The WHO and UNICEF estimates of national immunization coverage (wuenic) are based on data and information that are of varying, and, in some instances, unknown quality. Beginning with the 2011 revision we describe the grade of confidence (GoC) we have in these estimates. As there is no underlying probability model upon which the estimates are based, we are unable to present classical measures of uncertainty, e.g., confidence intervals. Moreover, we have chosen not to make subjective estimates of plausibility/certainty ranges around the coverage. The GoC reflects the degree of empirical support upon which the estimates are based. It is not a judgment of the quality of data reported by national authorities.

- Estimate is supported by reported data [R+], coverage recalculated with an independent denominator from the World Population Prospects: 2012 revision from the UN Population Division (D+), and at least one supporting survey within 2 years [S+]. While well supported, the estimate still carries a risk of being wrong.
- Estimate is supported by at least one data source; [R+], [S+], or [D+]; and no data source, [R-], [D-], or [S-], challenges the estimate.
- There are no directly supporting data; or data from at least one source; [R-], [D-], [S-]; challenge the estimate.

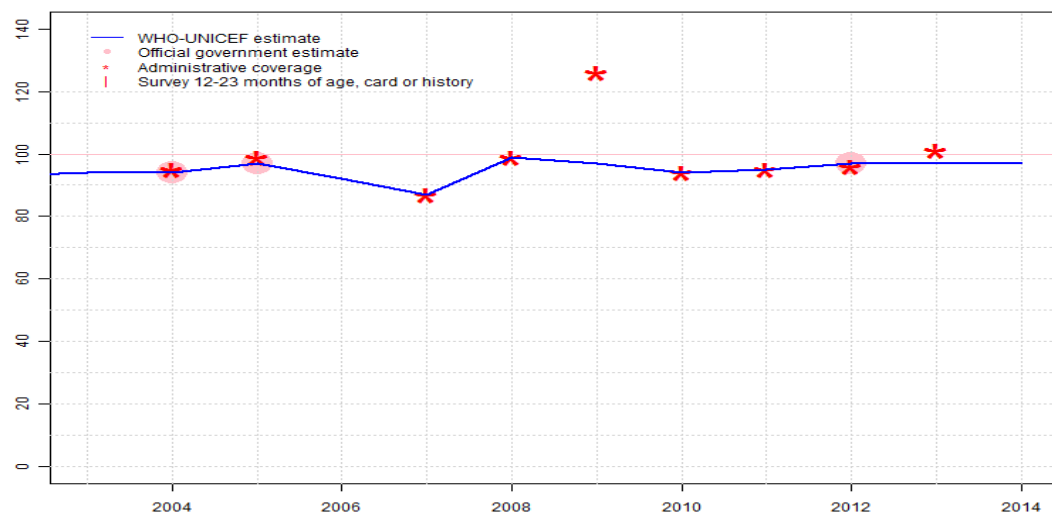
In all cases these estimates should be used with caution and should be assessed in light of the objective for which they are being used.

## Description:

- 2003: Estimate based on coverage reported by national government supported by survey. Survey evidence of 95 percent based on 1 survey(s). GoC=R+ S+
- 2004: Estimate based on coverage reported by national government. GoC=R+ S+
- 2005: Estimate based on interpolation between coverage reported by national government. Reported data excluded. 101 percent greater than 100 percent. GoC=S+
- 2006: Estimate based on coverage reported by national government. GoC=R+
- 2007: Estimate based on interpolation between coverage reported by national government. Reported data excluded. 101 percent greater than 100 percent. GoC=S+
- 2008: Estimate based on coverage reported by national government. GoC=R+ S+
- 2009: Estimate based on administrative data reported by national government supported by survey. Survey evidence of 93 percent based on 1 survey(s). GoC=R+ S+
- 2010: Estimate based on reported administrative data. GoC=R+ S+ D+
- 2011: Estimate based on reported administrative data. GoC=R+ S+ D+
- 2012: Estimate based on coverage reported by national government. GoC=R+ D+
- 2013: Estimate based on reported administrative data. GoC=R+ D+
- 2014: Estimate based on extrapolation from data reported by national government. GoC=No accepted empirical data

# State of Palestine - MCV2

PSE - MCV2



	2003	2004	2005	2006	2007	2008	2009	2010	2011	2012	2013	2014
Estimate	94	94	97	92	87	99	97	94	95	97	97	97
Estimate GoC	•	•	•	•	••	••	•	••	••	••	••	•
Official	NA	94	97	NA	NA	NA	NA	NA	NA	97	NA	NA
Administrative	NA	95	99	NA	87	99	126	94	95	96	101	NA
Survey	NA	NA	NA	NA	NA	NA	NA	NA	NA	NA	NA	NA

The WHO and UNICEF estimates of national immunization coverage (wuenic) are based on data and information that are of varying, and, in some instances, unknown quality. Beginning with the 2011 revision we describe the grade of confidence (GoC) we have in these estimates. As there is no underlying probability model upon which the estimates are based, we are unable to present classical measures of uncertainty, e.g., confidence intervals. Moreover, we have chosen not to make subjective estimates of plausibility/certainty ranges around the coverage. The GoC reflects the degree of empirical support upon which the estimates are based. It is not a judgment of the quality of data reported by national authorities.

- Estimate is supported by reported data [R+], coverage recalculated with an independent denominator from the World Population Prospects: 2012 revision from the UN Population Division (D+), and at least one supporting survey within 2 years [S+]. While well supported, the estimate still carries a risk of being wrong.
- Estimate is supported by at least one data source; [R+], [S+], or [D+]; and no data source, [R-], [D-], or [S-], challenges the estimate.
- There are no directly supporting data; or data from at least one source; [R-], [D-], [S-]; challenge the estimate.

In all cases these estimates should be used with caution and should be assessed in light of the objective for which they are being used.

## Description:

Coverage estimates for the second dose of measles containing vaccine are for children by the nationally recommended age.

2003: Estimate based on interpolation between reported values. GoC=No accepted empirical data

2004: Estimate based on coverage reported by national government. Estimate challenged by: D-

2005: Estimate based on coverage reported by national government. Estimate challenged by: D-

2006: Estimate based on interpolation between reported values. GoC=No accepted empirical data

2007: Estimate based on reported administrative estimate. GoC=R+ D+

2008: Estimate based on reported administrative estimate. GoC=R+ D+

2009: Estimate based on interpolation between reported values. Reported data excluded. 126 percent greater than 100 percent. Reported data excluded. Unexplained increase from 99 percent to 126 percent with decrease 94 percent. Estimate challenged by: D-

2010: Estimate based on reported administrative estimate. GoC=R+ D+

2011: Estimate based on reported administrative estimate. GoC=R+ D+

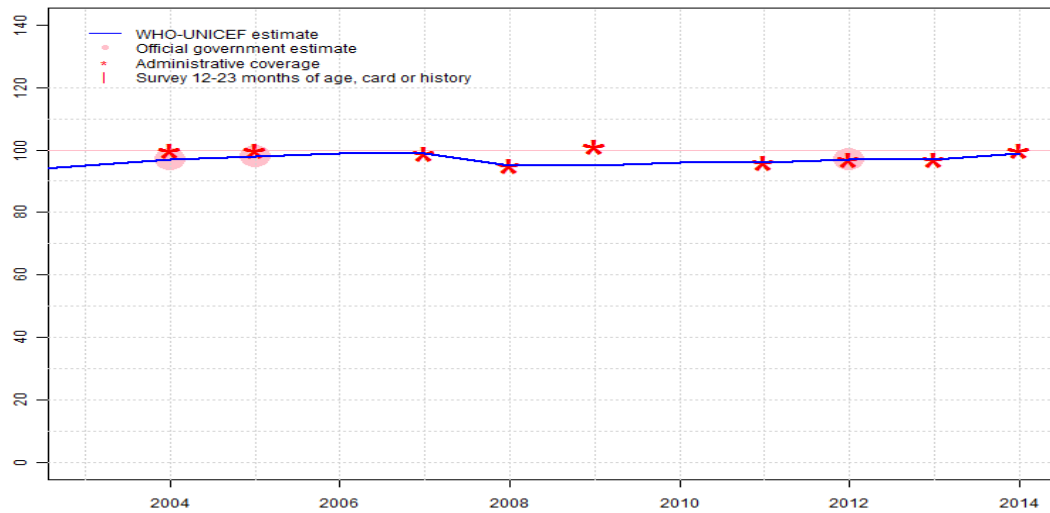
2012: Estimate based on coverage reported by national government. Estimate of 97 percent changed from previous revision value of 96 percent. GoC=R+ D+

2013: Estimate based on extrapolation from data reported by national government. Reported data excluded. 101 percent greater than 100 percent. Estimate of 97 percent changed from previous revision value of 96 percent. GoC=D+

2014: Estimate based on extrapolation from data reported by national government. GoC=No accepted empirical data

# State of Palestine - HepBB

PSE - HepBB



	2003	2004	2005	2006	2007	2008	2009	2010	2011	2012	2013	2014
Estimate	95	97	98	99	99	95	95	96	96	97	97	99
Estimate GoC	●	●	●	●	●	●●	●●	●	●●	●●	●●	●●
Official	NA	97	98	NA	NA	NA	NA	NA	NA	97	NA	NA
Administrative	NA	100	100	NA	99	95	101	NA	96	97	97	100
Survey	NA	NA	NA	NA	NA	NA	NA	NA	NA	NA	NA	NA

The WHO and UNICEF estimates of national immunization coverage (wuenic) are based on data and information that are of varying, and, in some instances, unknown quality. Beginning with the 2011 revision we describe the grade of confidence (GoC) we have in these estimates. As there is no underlying probability model upon which the estimates are based, we are unable to present classical measures of uncertainty, e.g., confidence intervals. Moreover, we have chosen not to make subjective estimates of plausibility/certainty ranges around the coverage. The GoC reflects the degree of empirical support upon which the estimates are based. It is not a judgment of the quality of data reported by national authorities.

- Estimate is supported by reported data [R+], coverage recalculated with an independent denominator from the World Population Prospects: 2012 revision from the UN Population Division (D+), and at least one supporting survey within 2 years [S+]. While well supported, the estimate still carries a risk of being wrong.
- Estimate is supported by at least one data source; [R+], [S+], or [D+]; and no data source, [R-], [D-], or [S-], challenges the estimate.
- There are no directly supporting data; or data from at least one source; [R-], [D-], [S-]; challenge the estimate.

In all cases these estimates should be used with caution and should be assessed in light of the objective for which they are being used.

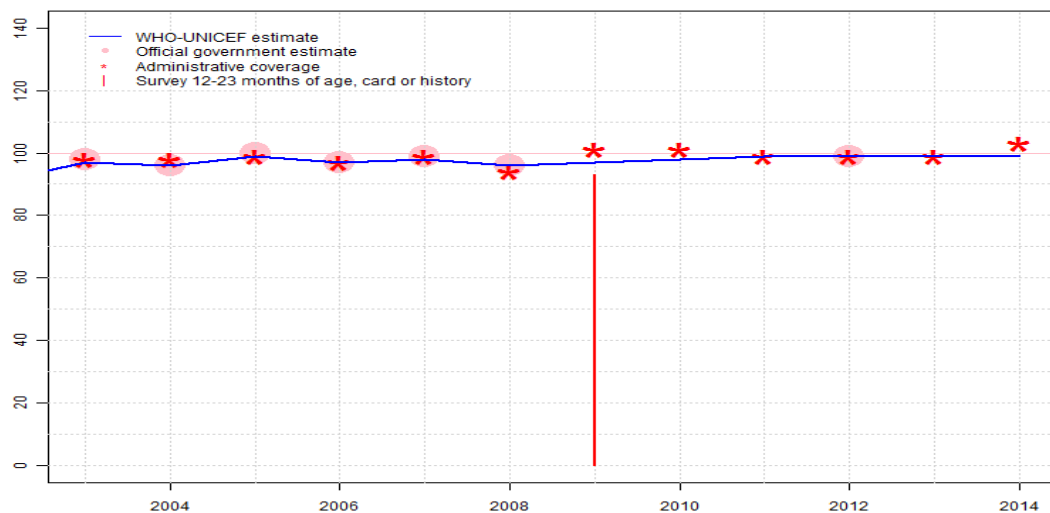
## Description:

- 2003: Estimate based on interpolation between reported values. GoC=No accepted empirical data
- 2004: Estimate based on coverage reported by national government. Estimate challenged by: D-
- 2005: Estimate based on coverage reported by national government. Estimate challenged by: D-
- 2006: Estimate based on interpolation between reported values. GoC=No accepted empirical data
- 2007: Estimate based on reported administrative estimate. Estimate challenged by: D-
- 2008: Estimate based on reported administrative estimate. GoC=R+ D+
- 2009: Estimate based on interpolation between reported values. Reported data excluded. 101 percent greater than 100 percent. GoC=D+
- 2010: Estimate based on interpolation between reported values. GoC=No accepted empirical data
- 2011: Estimate based on reported administrative estimate. GoC=R+ D+
- 2012: Estimate based on coverage reported by national government. GoC=R+ D+
- 2013: Estimate based on reported administrative estimate. GoC=R+ D+
- 2014: Estimate based on reported administrative estimate. GoC=R+



# State of Palestine - HepB3

PSE - HepB3



	2003	2004	2005	2006	2007	2008	2009	2010	2011	2012	2013	2014
Estimate	97	96	99	97	98	96	97	98	99	99	99	99
Estimate GoC	●	●	●	●	●●	●●	●●	●●	●●●	●●	●●	●
Official	98	96	100	97	99	96	NA	NA	NA	99	NA	NA
Administrative	98	98	99	97	99	94	101	101	99	99	99	103
Survey	NA	NA	NA	NA	NA	NA	93	NA	NA	NA	NA	NA

The WHO and UNICEF estimates of national immunization coverage (wuenic) are based on data and information that are of varying, and, in some instances, unknown quality. Beginning with the 2011 revision we describe the grade of confidence (GoC) we have in these estimates. As there is no underlying probability model upon which the estimates are based, we are unable to present classical measures of uncertainty, e.g., confidence intervals. Moreover, we have chosen not to make subjective estimates of plausibility/certainty ranges around the coverage. The GoC reflects the degree of empirical support upon which the estimates are based. It is not a judgment of the quality of data reported by national authorities.

- Estimate is supported by reported data [R+], coverage recalculated with an independent denominator from the World Population Prospects: 2012 revision from the UN Population Division (D+), and at least one supporting survey within 2 years [S+]. While well supported, the estimate still carries a risk of being wrong.
- Estimate is supported by at least one data source; [R+], [S+], or [D+]; and no data source, [R-], [D-], or [S-], challenges the estimate.
- There are no directly supporting data; or data from at least one source; [R-], [D-], [S-]; challenge the estimate.

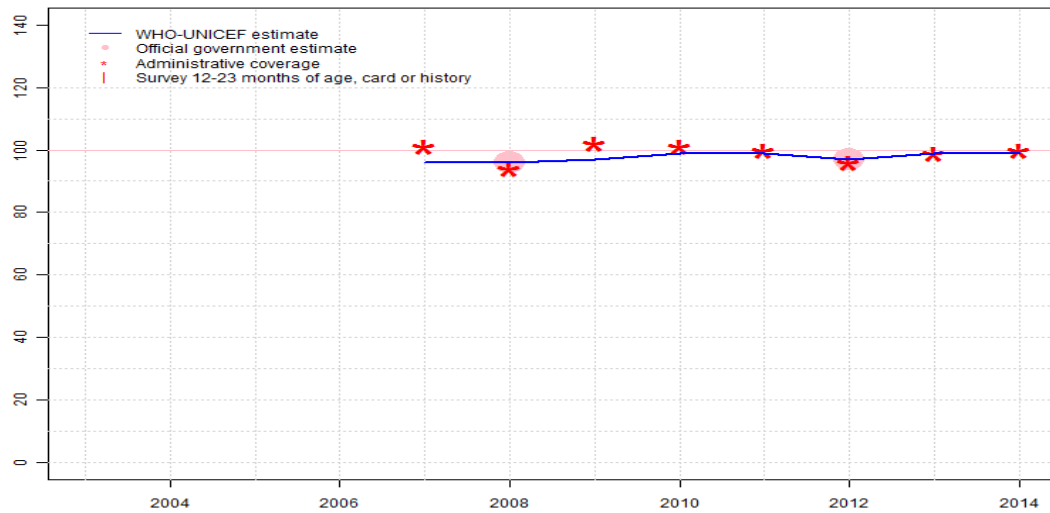
In all cases these estimates should be used with caution and should be assessed in light of the objective for which they are being used.

## Description:

- 2003: Reported data calibrated to 1997 and 2009 levels. GoC=No accepted empirical data
- 2004: Reported data calibrated to 1997 and 2009 levels. GoC=No accepted empirical data
- 2005: Reported data calibrated to 1997 and 2009 levels. GoC=No accepted empirical data
- 2006: Reported data calibrated to 1997 and 2009 levels. GoC=No accepted empirical data
- 2007: Reported data calibrated to 1997 and 2009 levels. GoC=S+
- 2008: Reported data calibrated to 1997 and 2009 levels. GoC=S+
- 2009: Estimate based on interpolation between data reported by national government supported by survey. Survey evidence of 96 percent based on 1 survey(s). Palestinian Family Survey 2010 card or history results of 93 percent modified for recall bias to 96 percent based on 1st dose card or history coverage of 98 percent, 1st dose card only coverage of 82 percent and 3d dose card only coverage of 80 percent. Reported data excluded. 101 percent greater than 100 percent. GoC=S+
- 2010: Estimate based on interpolation between data reported by national government. Reported data excluded. 101 percent greater than 100 percent. GoC=S+ D+
- 2011: Estimate based on reported administrative data. GoC=R+ S+ D+
- 2012: Estimate based on coverage reported by national government. GoC=R+ D+
- 2013: Estimate based on reported administrative data. GoC=R+ D+
- 2014: Estimate based on extrapolation from data reported by national government. Reported data excluded. 103 percent greater than 100 percent. GoC=No accepted empirical data

# State of Palestine - Hib3

PSE - Hib3



## Description:

- 2007: Estimate based on extrapolation from data reported by national government. Reported data excluded. 101 percent greater than 100 percent. Hib vaccine introduced in 2007. Vaccine presentation is DTP-Hib. GoC=No accepted empirical data
- 2008: Estimate based on coverage reported by national government. GoC=R+
- 2009: Estimate based on interpolation between reported values. Reported data excluded. 102 percent greater than 100 percent. GoC=No accepted empirical data
- 2010: Estimate based on interpolation between reported values. Reported data excluded. 101 percent greater than 100 percent. GoC=D+
- 2011: Estimate based on reported administrative estimate. GoC=R+ D+
- 2012: Estimate based on coverage reported by national government. GoC=R+ D+
- 2013: Estimate based on reported administrative estimate. GoC=R+ D+
- 2014: Estimate based on reported administrative estimate. GoC=R+

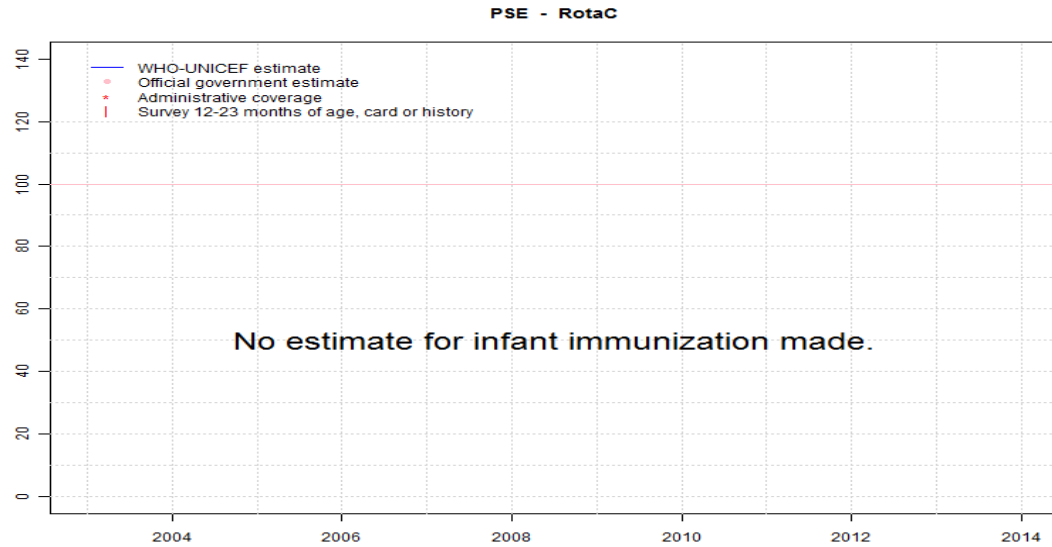
	2003	2004	2005	2006	2007	2008	2009	2010	2011	2012	2013	2014
Estimate	NA	NA	NA	NA	96	96	97	99	99	97	99	99
Estimate GoC	NA	NA	NA	NA	●	●●	●	●●	●●	●●	●●	●●
Official	NA	NA	NA	NA	NA	96	NA	NA	NA	97	NA	NA
Administrative	NA	NA	NA	NA	101	94	102	101	100	96	99	100
Survey	NA	NA	NA	NA	NA	NA	NA	NA	NA	NA	NA	NA

The WHO and UNICEF estimates of national immunization coverage (wuenic) are based on data and information that are of varying, and, in some instances, unknown quality. Beginning with the 2011 revision we describe the grade of confidence (GoC) we have in these estimates. As there is no underlying probability model upon which the estimates are based, we are unable to present classical measures of uncertainty, e.g., confidence intervals. Moreover, we have chosen not to make subjective estimates of plausibility/certainty ranges around the coverage. The GoC reflects the degree of empirical support upon which the estimates are based. It is not a judgment of the quality of data reported by national authorities.

- Estimate is supported by reported data [R+], coverage recalculated with an independent denominator from the World Population Prospects: 2012 revision from the UN Population Division (D+), and at least one supporting survey within 2 years [S+]. While well supported, the estimate still carries a risk of being wrong.
- Estimate is supported by at least one data source; [R+], [S+], or [D+]; and no data source, [R-], [D-], or [S-], challenges the estimate.
- There are no directly supporting data; or data from at least one source; [R-], [D-], [S-]; challenge the estimate.

In all cases these estimates should be used with caution and should be assessed in light of the objective for which they are being used.

# State of Palestine - RotaC



	2003	2004	2005	2006	2007	2008	2009	2010	2011	2012	2013	2014
Estimate	NA	NA	NA	NA	NA	NA	NA	NA	NA	NA	NA	NA
Estimate GoC	NA	NA	NA	NA	NA	NA	NA	NA	NA	NA	NA	NA
Official	NA	NA	NA	NA	NA	NA	NA	NA	NA	NA	NA	NA
Administrative	NA	NA	NA	NA	NA	NA	NA	NA	NA	NA	NA	NA
Survey	NA	NA	NA	NA	NA	NA	NA	NA	NA	NA	NA	NA

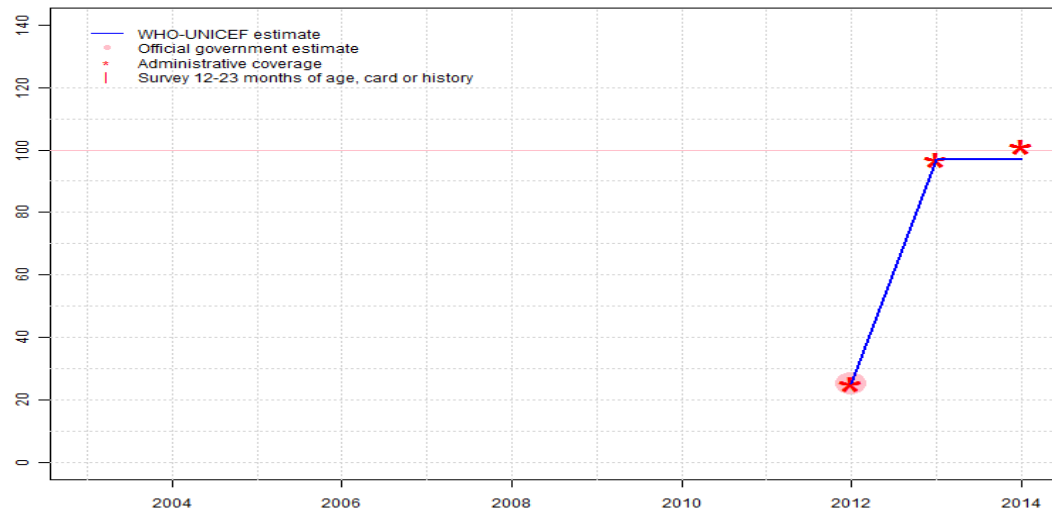
The WHO and UNICEF estimates of national immunization coverage (wuenic) are based on data and information that are of varying, and, in some instances, unknown quality. Beginning with the 2011 revision we describe the grade of confidence (GoC) we have in these estimates. As there is no underlying probability model upon which the estimates are based, we are unable to present classical measures of uncertainty, e.g., confidence intervals. Moreover, we have chosen not to make subjective estimates of plausibility/certainty ranges around the coverage. The GoC reflects the degree of empirical support upon which the estimates are based. It is not a judgment of the quality of data reported by national authorities.

- Estimate is supported by reported data [R+], coverage recalculated with an independent denominator from the World Population Prospects: 2012 revision from the UN Population Division (D+), and at least one supporting survey within 2 years [S+]. While well supported, the estimate still carries a risk of being wrong.
- Estimate is supported by at least one data source; [R+], [S+], or [D+]; and no data source, [R-], [D-], or [S-], challenges the estimate.
- There are no directly supporting data; or data from at least one source; [R-], [D-], [S-]; challenge the estimate.

In all cases these estimates should be used with caution and should be assessed in light of the objective for which they are being used.

# State of Palestine - PcV3

PSE - PcV3



## Description:

- 2012: Estimate based on coverage reported by national government. Pneumococcal conjugate vaccine introduced in 2012. GoC=R+ D+
- 2013: Estimate based on reported administrative estimate. GoC=R+ D+
- 2014: Estimate based on extrapolation from data reported by national government. Reported data excluded. 101 percent greater than 100 percent. GoC=No accepted empirical data

	2003	2004	2005	2006	2007	2008	2009	2010	2011	2012	2013	2014
Estimate	NA	NA	NA	NA	NA	NA	NA	NA	NA	25	97	97
Estimate GoC	NA	NA	NA	NA	NA	NA	NA	NA	NA	●●	●●	●
Official	NA	NA	NA	NA	NA	NA	NA	NA	NA	25	NA	NA
Administrative	NA	NA	NA	NA	NA	NA	NA	NA	NA	25	97	101
Survey	NA	NA	NA	NA	NA	NA	NA	NA	NA	NA	NA	NA

The WHO and UNICEF estimates of national immunization coverage (wuenic) are based on data and information that are of varying, and, in some instances, unknown quality. Beginning with the 2011 revision we describe the grade of confidence (GoC) we have in these estimates. As there is no underlying probability model upon which the estimates are based, we are unable to present classical measures of uncertainty, e.g., confidence intervals. Moreover, we have chosen not to make subjective estimates of plausibility/certainty ranges around the coverage. The GoC reflects the degree of empirical support upon which the estimates are based. It is not a judgment of the quality of data reported by national authorities.

- Estimate is supported by reported data [R+], coverage recalculated with an independent denominator from the World Population Prospects: 2012 revision from the UN Population Division (D+), and at least one supporting survey within 2 years [S+]. While well supported, the estimate still carries a risk of being wrong.
- Estimate is supported by at least one data source; [R+], [S+], or [D+]; and no data source, [R-], [D-], or [S-], challenges the estimate.
- There are no directly supporting data; or data from at least one source; [R-], [D-], [S-]; challenge the estimate.

In all cases these estimates should be used with caution and should be assessed in light of the objective for which they are being used.

# State of Palestine - survey details

## 2009 Palestinian Family Survey 2010

Vaccine	Confirmation method	Coverage	Age cohort	Sample	Cards seen
BCG	C or H <12 months	98	12-23 m	437	82
BCG	Card	81	12-23 m	-	82
BCG	Card or History	98	12-23 m	2107	82
BCG	History	17	12-23 m	-	82
DTP1	C or H <12 months	95	12-23 m	437	82
DTP1	Card	80	12-23 m	-	82
DTP1	Card or History	97	12-23 m	2107	82
DTP1	History	17	12-23 m	-	82
DTP3	C or H <12 months	91	12-23 m	437	82
DTP3	Card	78	12-23 m	-	82
DTP3	Card or History	92	12-23 m	2107	82
DTP3	History	14	12-23 m	-	82
HepB1	C or H <12 months	98	12-23 m	437	82
HepB1	Card	82	12-23 m	-	82
HepB1	Card or History	98	12-23 m	2107	82
HepB1	History	16	12-23 m	-	82
HepB3	C or H <12 months	92	12-23 m	437	82
HepB3	Card	80	12-23 m	-	82
HepB3	Card or History	93	12-23 m	2107	82
HepB3	History	13	12-23 m	-	82
MCV1	C or H <12 months	88	12-23 m	437	82
MCV1	Card	78	12-23 m	-	82
MCV1	Card or History	93	12-23 m	2107	82
MCV1	History	15	12-23 m	-	82
Pol1	C or H <12 months	96	12-23 m	437	82
Pol1	Card	81	12-23 m	-	82
Pol1	Card or History	98	12-23 m	2107	82
Pol1	History	17	12-23 m	-	82
Pol3	C or H <12 months	90	12-23 m	437	82
Pol3	Card	79	12-23 m	-	82
Pol3	Card or History	91	12-23 m	2107	82
Pol3	History	12	12-23 m	-	82

## 2005 Palestinian Family Health Survey 2006

Vaccine	Confirmation method	Coverage	Age cohort	Sample	Cards seen
BCG	Card	99	12-23 m	1894	-
DTP3	Card	99	12-23 m	1894	-
MCV1	Card	97	12-23 m	1894	-
Pol3	Card	99	12-23 m	1894	-

## 2003 Palestinian National Authority Demographic and Health Survey 2004

Vaccine	Confirmation method	Coverage	Age cohort	Sample	Cards seen
BCG	Card or history	95	12-23 m	4839	86
DTP1	Card or history	98	12-23 m	4839	86
DTP3	Card or history	98	12-23 m	4839	86
MCV1	Card or history	95	12-23 m	4839	86
Pol1	Card or history	100	12-23 m	4839	86
Pol3	Card or history	100	12-23 m	4839	86

## 1999 Palestine Health Survey 2000

Vaccine	Confirmation method	Coverage	Age cohort	Sample	Cards seen
BCG	Card or History	75	12-23 m	-	87
DTP1	Card or History	98	12-23 m	-	87
DTP3	Card or History	88	12-23 m	-	87
MCV1	Card or History	93	12-23 m	-	87
Pol1	Card or History	100	12-23 m	-	87
Pol3	Card or History	97	12-23 m	-	87

Further information and estimates for previous years are available at:

<http://www.data.unicef.org/child-health/immunization>

[http://www.who.int/immunization/monitoring\\_surveillance/routine/coverage/en/index4.html](http://www.who.int/immunization/monitoring_surveillance/routine/coverage/en/index4.html)