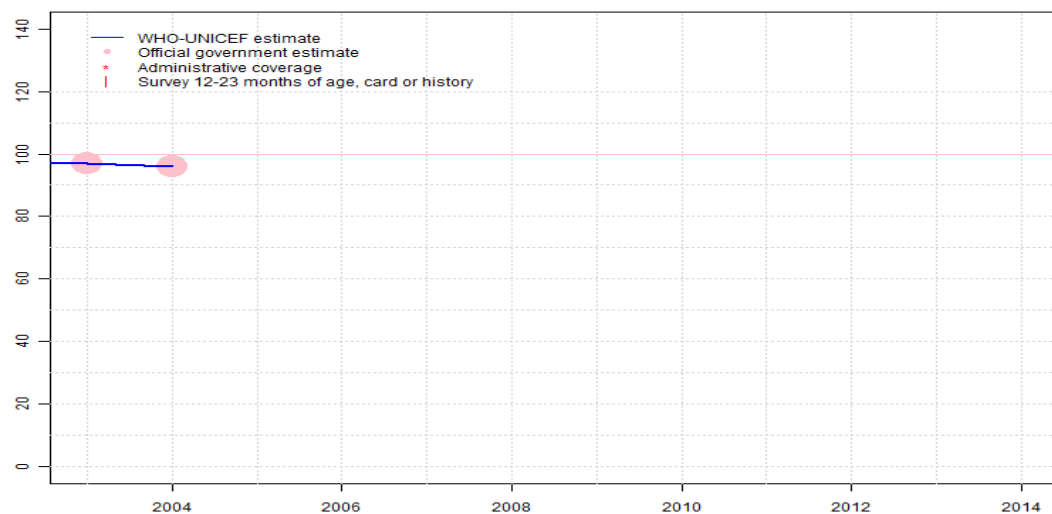


Slovenia - BCG

SVN - BCG



Description:

2003: Estimate based on coverage reported by national government. GoC=R+
 2004: Estimate based on coverage reported by national government. As of 2005
 BCG is recommended only for high risk groups. GoC=R+

	2003	2004	2005	2006	2007	2008	2009	2010	2011	2012	2013	2014
Estimate	97	96	NA	NA	NA	NA	NA	NA	NA	NA	NA	NA
Estimate GoC	●●	●●	NA	NA	NA	NA	NA	NA	NA	NA	NA	NA
Official	97	96	NA	NA	NA	NA	NA	NA	NA	NA	NA	NA
Administrative	NA	NA	NA	NA	NA	NA	NA	NA	NA	NA	NA	NA
Survey	NA	NA	NA	NA	NA	NA	NA	NA	NA	NA	NA	NA

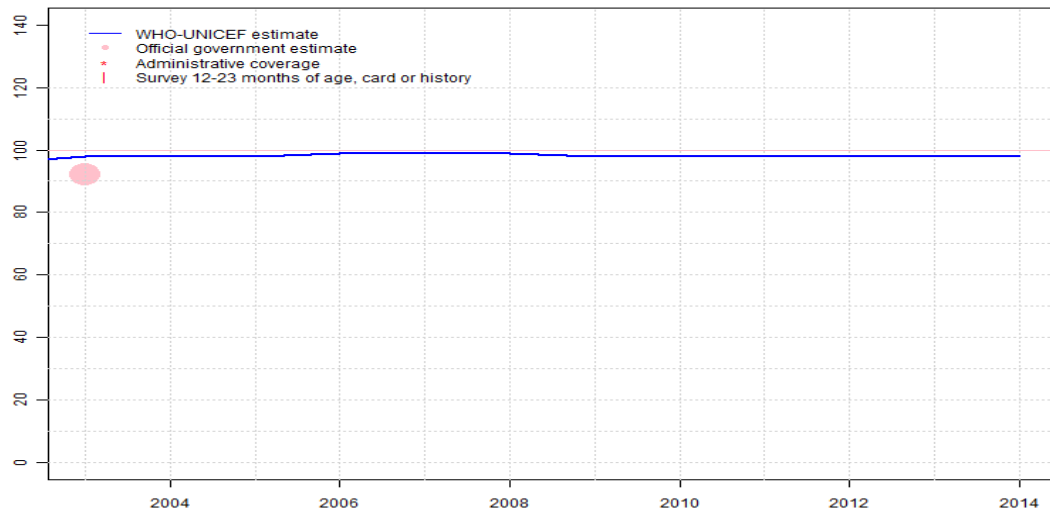
The WHO and UNICEF estimates of national immunization coverage (wuenic) are based on data and information that are of varying, and, in some instances, unknown quality. Beginning with the 2011 revision we describe the grade of confidence (GoC) we have in these estimates. As there is no underlying probability model upon which the estimates are based, we are unable to present classical measures of uncertainty, e.g., confidence intervals. Moreover, we have chosen not to make subjective estimates of plausibility/certainty ranges around the coverage. The GoC reflects the degree of empirical support upon which the estimates are based. It is not a judgment of the quality of data reported by national authorities.

- Estimate is supported by reported data [R+], coverage recalculated with an independent denominator from the World Population Prospects: 2012 revision from the UN Population Division (D+), and at least one supporting survey within 2 years [S+]. While well supported, the estimate still carries a risk of being wrong.
- Estimate is supported by at least one data source; [R+], [S+], or [D+]; and no data source, [R-], [D-], or [S-], challenges the estimate.
- There are no directly supporting data; or data from at least one source; [R-], [D-], [S-]; challenge the estimate.

In all cases these estimates should be used with caution and should be assessed in light of the objective for which they are being used.

Slovenia - DTP1

SVN - DTP1



	2003	2004	2005	2006	2007	2008	2009	2010	2011	2012	2013	2014
Estimate	98	98	98	99	99	99	98	98	98	98	98	98
Estimate GoC	•	•	•	•	•	•	•	•	•	•	•	•
Official	92	NA	NA	NA	NA	NA	NA	NA	NA	NA	NA	NA
Administrative	NA	NA	NA	NA	NA	NA	NA	NA	NA	NA	NA	NA
Survey	NA	NA	NA	NA	NA	NA	NA	NA	NA	NA	NA	NA

The WHO and UNICEF estimates of national immunization coverage (wuenic) are based on data and information that are of varying, and, in some instances, unknown quality. Beginning with the 2011 revision we describe the grade of confidence (GoC) we have in these estimates. As there is no underlying probability model upon which the estimates are based, we are unable to present classical measures of uncertainty, e.g., confidence intervals. Moreover, we have chosen not to make subjective estimates of plausibility/certainty ranges around the coverage. The GoC reflects the degree of empirical support upon which the estimates are based. It is not a judgment of the quality of data reported by national authorities.

- Estimate is supported by reported data [R+], coverage recalculated with an independent denominator from the World Population Prospects: 2012 revision from the UN Population Division (D+), and at least one supporting survey within 2 years [S+]. While well supported, the estimate still carries a risk of being wrong.
- Estimate is supported by at least one data source; [R+], [S+], or [D+]; and no data source, [R-], [D-], or [S-], challenges the estimate.
- There are no directly supporting data; or data from at least one source; [R-], [D-], [S-]; challenge the estimate.

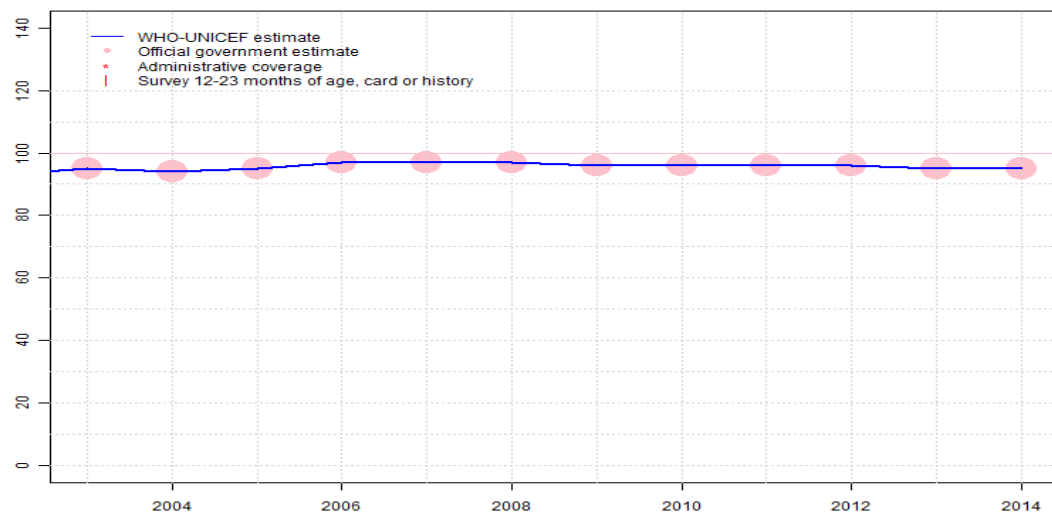
In all cases these estimates should be used with caution and should be assessed in light of the objective for which they are being used.

Description:

- 2003: DTP1 coverage estimated based on DTP3 coverage of 95. Estimate challenged by: R-
- 2004: DTP1 coverage estimated based on DTP3 coverage of 94. GoC=No accepted empirical data
- 2005: DTP1 coverage estimated based on DTP3 coverage of 95. GoC=No accepted empirical data
- 2006: DTP1 coverage estimated based on DTP3 coverage of 97. GoC=No accepted empirical data
- 2007: DTP1 coverage estimated based on DTP3 coverage of 97. GoC=No accepted empirical data
- 2008: DTP1 coverage estimated based on DTP3 coverage of 97. GoC=No accepted empirical data
- 2009: DTP1 coverage estimated based on DTP3 coverage of 96. GoC=No accepted empirical data
- 2010: DTP1 coverage estimated based on DTP3 coverage of 96. GoC=No accepted empirical data
- 2011: DTP1 coverage estimated based on DTP3 coverage of 96. GoC=No accepted empirical data
- 2012: DTP1 coverage estimated based on DTP3 coverage of 96. GoC=No accepted empirical data
- 2013: DTP1 coverage estimated based on DTP3 coverage of 95. GoC=No accepted empirical data
- 2014: DTP1 coverage estimated based on DTP3 coverage of 95. No nationally representative household survey within the last 5 years. WHO and UNICEF recommend a high-quality survey to confirm reported levels of coverage. GoC=No accepted empirical data

Slovenia - DTP3

SVN - DTP3



	2003	2004	2005	2006	2007	2008	2009	2010	2011	2012	2013	2014
Estimate	95	94	95	97	97	97	96	96	96	96	95	95
Estimate GoC	●●	●●	●●	●●	●●	●●	●●	●●	●●	●●	●●	●●
Official	95	94	95	97	97	97	96	96	96	96	95	95
Administrative	NA	NA	NA	NA	NA	NA	NA	NA	NA	NA	NA	NA
Survey	NA	NA	NA	NA	NA	NA	NA	NA	NA	NA	NA	NA

The WHO and UNICEF estimates of national immunization coverage (wuenic) are based on data and information that are of varying, and, in some instances, unknown quality. Beginning with the 2011 revision we describe the grade of confidence (GoC) we have in these estimates. As there is no underlying probability model upon which the estimates are based, we are unable to present classical measures of uncertainty, e.g., confidence intervals. Moreover, we have chosen not to make subjective estimates of plausibility/certainty ranges around the coverage. The GoC reflects the degree of empirical support upon which the estimates are based. It is not a judgment of the quality of data reported by national authorities.

- Estimate is supported by reported data [R+], coverage recalculated with an independent denominator from the World Population Prospects: 2012 revision from the UN Population Division (D+), and at least one supporting survey within 2 years [S+]. While well supported, the estimate still carries a risk of being wrong.
- Estimate is supported by at least one data source; [R+], [S+], or [D+]; and no data source, [R-], [D-], or [S-], challenges the estimate.
- There are no directly supporting data; or data from at least one source; [R-], [D-], [S-]; challenge the estimate.

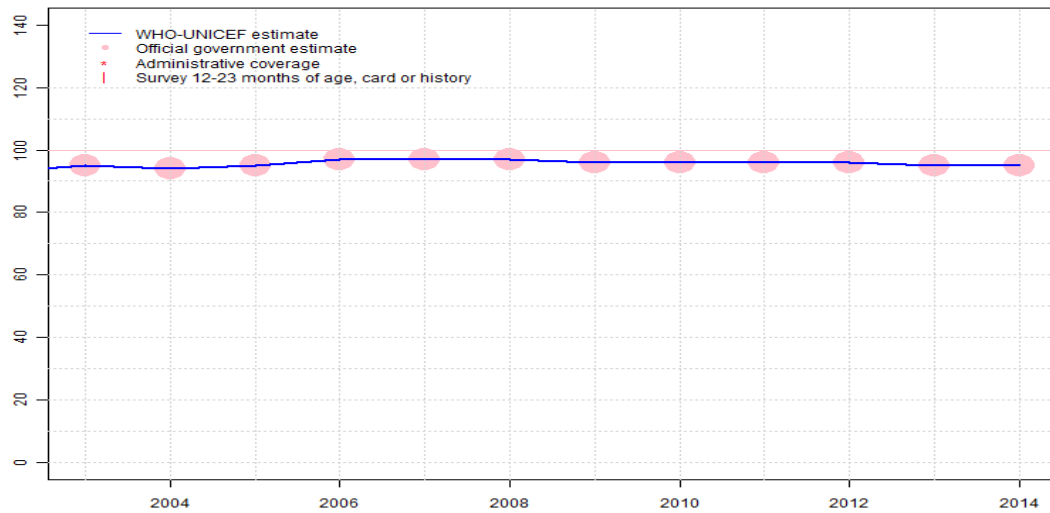
In all cases these estimates should be used with caution and should be assessed in light of the objective for which they are being used.

Description:

- 2003: Estimate based on coverage reported by national government. GoC=R+
- 2004: Estimate based on coverage reported by national government. GoC=R+
- 2005: Estimate based on coverage reported by national government. GoC=R+
- 2006: Estimate based on coverage reported by national government. GoC=R+
- 2007: Estimate based on coverage reported by national government. GoC=R+
- 2008: Estimate based on coverage reported by national government. GoC=R+
- 2009: Estimate based on coverage reported by national government. GoC=R+
- 2010: Estimate based on coverage reported by national government. GoC=R+
- 2011: Estimate based on coverage reported by national government. GoC=R+
- 2012: Estimate based on coverage reported by national government. GoC=R+
- 2013: Estimate based on coverage reported by national government. GoC=R+
- 2014: Estimate based on coverage reported by national government. No nationally representative household survey within the last 5 years. WHO and UNICEF recommend a high-quality survey to confirm reported levels of coverage. GoC=R+

Slovenia - Pol3

SVN - Pol3



	2003	2004	2005	2006	2007	2008	2009	2010	2011	2012	2013	2014
Estimate	95	94	95	97	97	97	96	96	96	96	95	95
Estimate GoC	••	••	••	••	••	••	••	••	••	••	••	••
Official	95	94	95	97	97	97	96	96	96	96	95	95
Administrative	NA	NA	NA	NA	NA	NA	NA	NA	NA	NA	NA	NA
Survey	NA	NA	NA	NA	NA	NA	NA	NA	NA	NA	NA	NA

The WHO and UNICEF estimates of national immunization coverage (wuenic) are based on data and information that are of varying, and, in some instances, unknown quality. Beginning with the 2011 revision we describe the grade of confidence (GoC) we have in these estimates. As there is no underlying probability model upon which the estimates are based, we are unable to present classical measures of uncertainty, e.g., confidence intervals. Moreover, we have chosen not to make subjective estimates of plausibility/certainty ranges around the coverage. The GoC reflects the degree of empirical support upon which the estimates are based. It is not a judgment of the quality of data reported by national authorities.

- Estimate is supported by reported data [R+], coverage recalculated with an independent denominator from the World Population Prospects: 2012 revision from the UN Population Division (D+), and at least one supporting survey within 2 years [S+]. While well supported, the estimate still carries a risk of being wrong.
- Estimate is supported by at least one data source; [R+], [S+], or [D+]; and no data source, [R-], [D-], or [S-], challenges the estimate.
- There are no directly supporting data; or data from at least one source; [R-], [D-], [S-]; challenge the estimate.

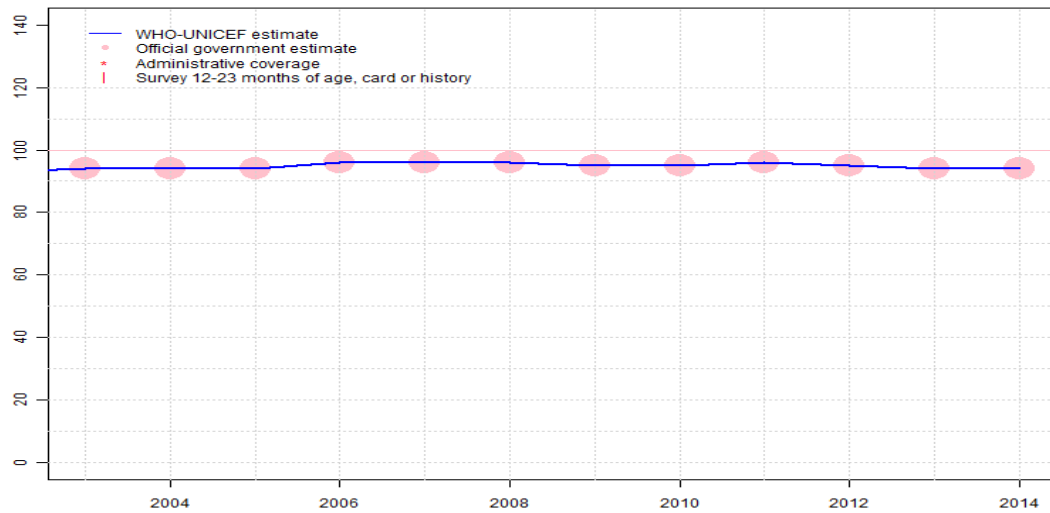
In all cases these estimates should be used with caution and should be assessed in light of the objective for which they are being used.

Description:

- 2003: Estimate based on coverage reported by national government. GoC=R+
- 2004: Estimate based on coverage reported by national government. GoC=R+
- 2005: Estimate based on coverage reported by national government. GoC=R+
- 2006: Estimate based on coverage reported by national government. GoC=R+
- 2007: Estimate based on coverage reported by national government. GoC=R+
- 2008: Estimate based on coverage reported by national government. GoC=R+
- 2009: Estimate based on coverage reported by national government. GoC=R+
- 2010: Estimate based on coverage reported by national government. GoC=R+
- 2011: Estimate based on coverage reported by national government. GoC=R+
- 2012: Estimate based on coverage reported by national government. GoC=R+
- 2013: Estimate based on coverage reported by national government. GoC=R+
- 2014: Estimate based on coverage reported by national government. No nationally representative household survey within the last 5 years. WHO and UNICEF recommend a high-quality survey to confirm reported levels of coverage. GoC=R+

Slovenia - MCV1

SVN - MCV1



Description:

2003: Estimate based on coverage reported by national government. GoC=R+
 2004: Estimate based on coverage reported by national government. GoC=R+
 2005: Estimate based on coverage reported by national government. GoC=R+
 2006: Estimate based on coverage reported by national government. GoC=R+
 2007: Estimate based on coverage reported by national government. GoC=R+
 2008: Estimate based on coverage reported by national government. GoC=R+
 2009: Estimate based on coverage reported by national government. GoC=R+
 2010: Estimate based on coverage reported by national government. GoC=R+
 2011: Estimate based on coverage reported by national government. GoC=R+
 2012: Estimate based on coverage reported by national government. GoC=R+
 2013: Estimate based on coverage reported by national government. GoC=R+
 2014: Estimate based on coverage reported by national government. No nationally representative household survey within the last 5 years. WHO and UNICEF recommend a high-quality survey to confirm reported levels of coverage. GoC=R+

	2003	2004	2005	2006	2007	2008	2009	2010	2011	2012	2013	2014
Estimate	94	94	94	96	96	96	95	95	96	95	94	94
Estimate GoC	●●	●●	●●	●●	●●	●●	●●	●●	●●	●●	●●	●●
Official	94	94	94	96	96	96	95	95	96	95	94	94
Administrative	NA	NA	NA	NA	NA	NA	NA	NA	NA	NA	NA	NA
Survey	NA	NA	NA	NA	NA	NA	NA	NA	NA	NA	NA	NA

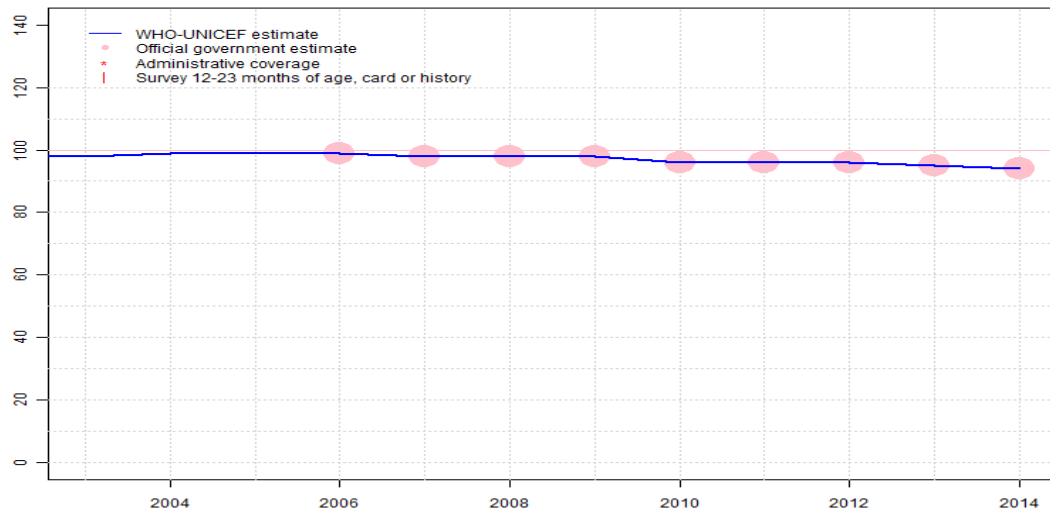
The WHO and UNICEF estimates of national immunization coverage (wuenic) are based on data and information that are of varying, and, in some instances, unknown quality. Beginning with the 2011 revision we describe the grade of confidence (GoC) we have in these estimates. As there is no underlying probability model upon which the estimates are based, we are unable to present classical measures of uncertainty, e.g., confidence intervals. Moreover, we have chosen not to make subjective estimates of plausibility/certainty ranges around the coverage. The GoC reflects the degree of empirical support upon which the estimates are based. It is not a judgment of the quality of data reported by national authorities.

- Estimate is supported by reported data [R+], coverage recalculated with an independent denominator from the World Population Prospects: 2012 revision from the UN Population Division (D+), and at least one supporting survey within 2 years [S+]. While well supported, the estimate still carries a risk of being wrong.
- Estimate is supported by at least one data source; [R+], [S+], or [D+]; and no data source, [R-], [D-], or [S-], challenges the estimate.
- There are no directly supporting data; or data from at least one source; [R-], [D-], [S-]; challenge the estimate.

In all cases these estimates should be used with caution and should be assessed in light of the objective for which they are being used.

Slovenia - MCV2

SVN - MCV2



	2003	2004	2005	2006	2007	2008	2009	2010	2011	2012	2013	2014
Estimate	98	99	99	99	98	98	98	96	96	96	95	94
Estimate GoC	•	•	•	••	••	••	••	••	••	••	••	••
Official	NA	NA	NA	99	98	98	98	96	96	96	95	94
Administrative	NA	NA	NA	NA	NA	NA	NA	NA	NA	NA	NA	NA
Survey	NA	NA	NA	NA	NA	NA	NA	NA	NA	NA	NA	NA

The WHO and UNICEF estimates of national immunization coverage (wuenic) are based on data and information that are of varying, and, in some instances, unknown quality. Beginning with the 2011 revision we describe the grade of confidence (GoC) we have in these estimates. As there is no underlying probability model upon which the estimates are based, we are unable to present classical measures of uncertainty, e.g., confidence intervals. Moreover, we have chosen not to make subjective estimates of plausibility/certainty ranges around the coverage. The GoC reflects the degree of empirical support upon which the estimates are based. It is not a judgment of the quality of data reported by national authorities.

- Estimate is supported by reported data [R+], coverage recalculated with an independent denominator from the World Population Prospects: 2012 revision from the UN Population Division (D+), and at least one supporting survey within 2 years [S+]. While well supported, the estimate still carries a risk of being wrong.
- Estimate is supported by at least one data source; [R+], [S+], or [D+]; and no data source, [R-], [D-], or [S-], challenges the estimate.
- There are no directly supporting data; or data from at least one source; [R-], [D-], [S-]; challenge the estimate.

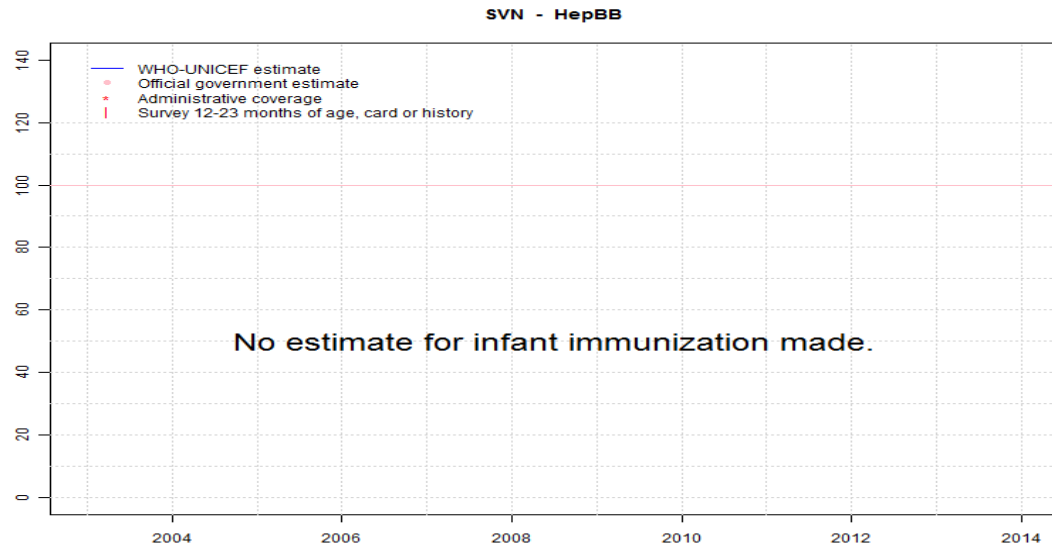
In all cases these estimates should be used with caution and should be assessed in light of the objective for which they are being used.

Description:

Coverage estimates for the second dose of measles containing vaccine are for children by the nationally recommended age.

- 2003: Estimate based on interpolation between reported values. GoC=No accepted empirical data
- 2004: Estimate based on interpolation between reported values. GoC=No accepted empirical data
- 2005: Estimate based on interpolation between reported values. GoC=No accepted empirical data
- 2006: Estimate based on coverage reported by national government. GoC=R+
- 2007: Estimate based on coverage reported by national government. GoC=R+
- 2008: Estimate based on coverage reported by national government. GoC=R+
- 2009: Estimate based on coverage reported by national government. GoC=R+
- 2010: Estimate based on coverage reported by national government. GoC=R+
- 2011: Estimate based on coverage reported by national government. GoC=R+
- 2012: Estimate based on coverage reported by national government. GoC=R+
- 2013: Estimate based on coverage reported by national government. GoC=R+
- 2014: Estimate based on coverage reported by national government. No nationally representative household survey within the last 5 years. WHO and UNICEF recommend a high-quality survey to confirm reported levels of coverage. GoC=R+

Slovenia - HepBB



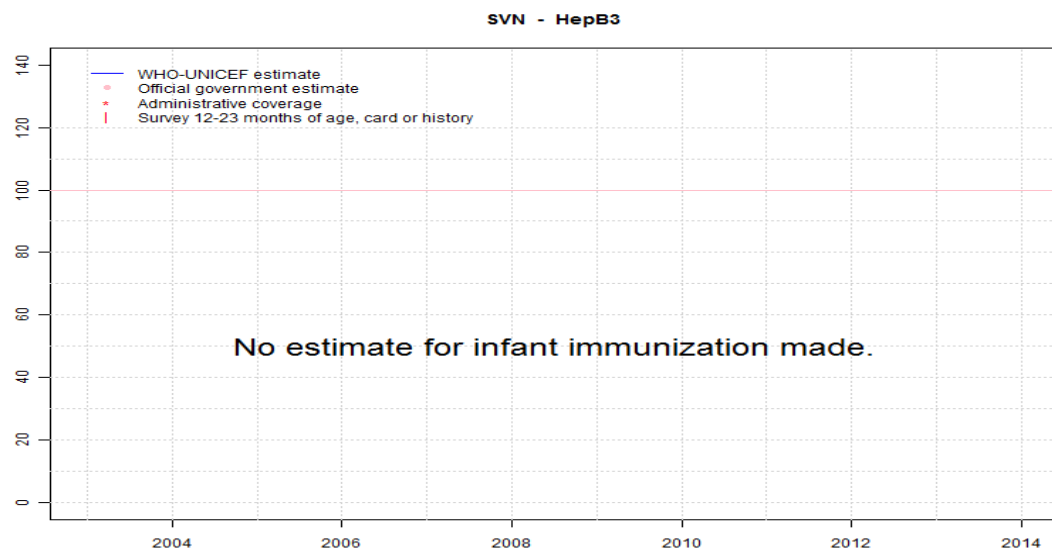
	2003	2004	2005	2006	2007	2008	2009	2010	2011	2012	2013	2014
Estimate	NA	NA	NA	NA	NA	NA	NA	NA	NA	NA	NA	NA
Estimate GoC	NA	NA	NA	NA	NA	NA	NA	NA	NA	NA	NA	NA
Official	NA	NA	NA	NA	NA	NA	NA	NA	NA	NA	NA	NA
Administrative	NA	NA	NA	NA	NA	NA	NA	NA	NA	NA	NA	NA
Survey	NA	NA	NA	NA	NA	NA	NA	NA	NA	NA	NA	NA

The WHO and UNICEF estimates of national immunization coverage (wuenic) are based on data and information that are of varying, and, in some instances, unknown quality. Beginning with the 2011 revision we describe the grade of confidence (GoC) we have in these estimates. As there is no underlying probability model upon which the estimates are based, we are unable to present classical measures of uncertainty, e.g., confidence intervals. Moreover, we have chosen not to make subjective estimates of plausibility/certainty ranges around the coverage. The GoC reflects the degree of empirical support upon which the estimates are based. It is not a judgment of the quality of data reported by national authorities.

- Estimate is supported by reported data [R+], coverage recalculated with an independent denominator from the World Population Prospects: 2012 revision from the UN Population Division (D+), and at least one supporting survey within 2 years [S+]. While well supported, the estimate still carries a risk of being wrong.
- Estimate is supported by at least one data source; [R+], [S+], or [D+]; and no data source, [R-], [D-], or [S-], challenges the estimate.
- There are no directly supporting data; or data from at least one source; [R-], [D-], [S-]; challenge the estimate.

In all cases these estimates should be used with caution and should be assessed in light of the objective for which they are being used.

Slovenia - HepB3



	2003	2004	2005	2006	2007	2008	2009	2010	2011	2012	2013	2014
Estimate	NA	NA	NA	NA	NA	NA	NA	NA	NA	NA	NA	NA
Estimate GoC	NA	NA	NA	NA	NA	NA	NA	NA	NA	NA	NA	NA
Official	NA	NA	NA	NA	NA	NA	NA	NA	NA	NA	NA	NA
Administrative	NA	NA	NA	NA	NA	NA	NA	NA	NA	NA	NA	NA
Survey	NA	NA	NA	NA	NA	NA	NA	NA	NA	NA	NA	NA

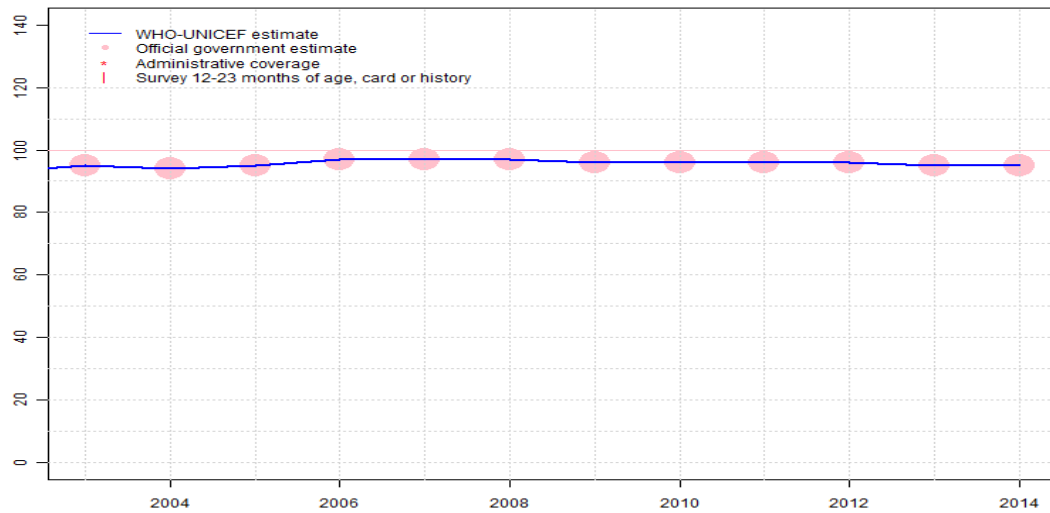
The WHO and UNICEF estimates of national immunization coverage (wuenic) are based on data and information that are of varying, and, in some instances, unknown quality. Beginning with the 2011 revision we describe the grade of confidence (GoC) we have in these estimates. As there is no underlying probability model upon which the estimates are based, we are unable to present classical measures of uncertainty, e.g., confidence intervals. Moreover, we have chosen not to make subjective estimates of plausibility/certainty ranges around the coverage. The GoC reflects the degree of empirical support upon which the estimates are based. It is not a judgment of the quality of data reported by national authorities.

- Estimate is supported by reported data [R+], coverage recalculated with an independent denominator from the World Population Prospects: 2012 revision from the UN Population Division (D+), and at least one supporting survey within 2 years [S+]. While well supported, the estimate still carries a risk of being wrong.
- Estimate is supported by at least one data source; [R+], [S+], or [D+]; and no data source, [R-], [D-], or [S-], challenges the estimate.
- There are no directly supporting data; or data from at least one source; [R-], [D-], [S-]; challenge the estimate.

In all cases these estimates should be used with caution and should be assessed in light of the objective for which they are being used.

Slovenia - Hib3

SVN - Hib3



Description:

2003: Estimate based on coverage reported by national government. GoC=R+
 2004: Estimate based on coverage reported by national government. GoC=R+
 2005: Estimate based on coverage reported by national government. GoC=R+
 2006: Estimate based on coverage reported by national government. GoC=R+
 2007: Estimate based on coverage reported by national government. GoC=R+
 2008: Estimate based on coverage reported by national government. GoC=R+
 2009: Estimate based on coverage reported by national government. GoC=R+
 2010: Estimate based on coverage reported by national government. GoC=R+
 2011: Estimate based on coverage reported by national government. GoC=R+
 2012: Estimate based on coverage reported by national government. GoC=R+
 2013: Estimate based on coverage reported by national government. GoC=R+
 2014: Estimate based on coverage reported by national government. No nationally representative household survey within the last 5 years. WHO and UNICEF recommend a high-quality survey to confirm reported levels of coverage. GoC=R+

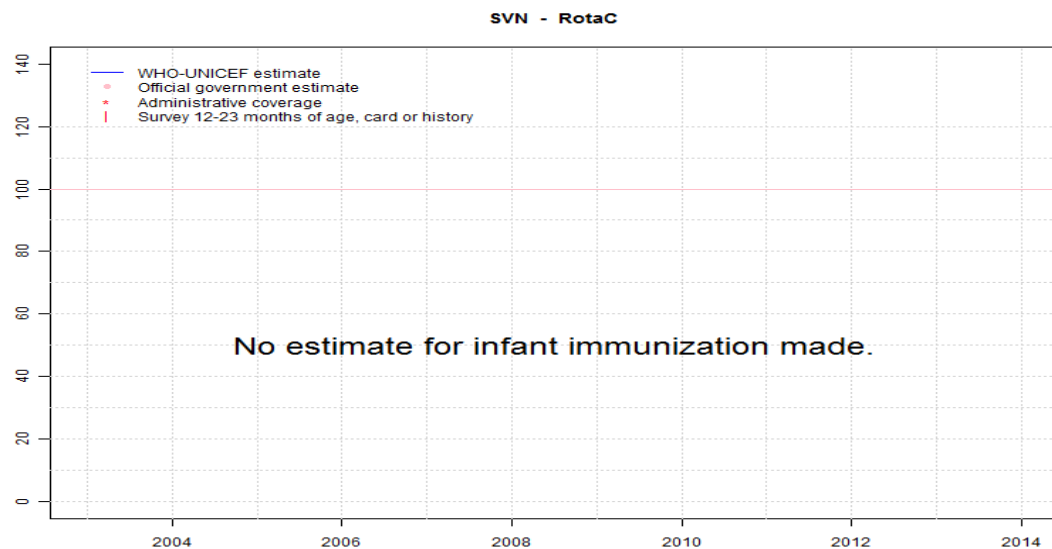
	2003	2004	2005	2006	2007	2008	2009	2010	2011	2012	2013	2014
Estimate	95	94	95	97	97	97	96	96	96	96	95	95
Estimate GoC	●●	●●	●●	●●	●●	●●	●●	●●	●●	●●	●●	●●
Official	95	94	95	97	97	97	96	96	96	96	95	95
Administrative	NA	NA	NA	NA	NA	NA	NA	NA	NA	NA	NA	NA
Survey	NA	NA	NA	NA	NA	NA	NA	NA	NA	NA	NA	NA

The WHO and UNICEF estimates of national immunization coverage (wuenic) are based on data and information that are of varying, and, in some instances, unknown quality. Beginning with the 2011 revision we describe the grade of confidence (GoC) we have in these estimates. As there is no underlying probability model upon which the estimates are based, we are unable to present classical measures of uncertainty, e.g., confidence intervals. Moreover, we have chosen not to make subjective estimates of plausibility/certainty ranges around the coverage. The GoC reflects the degree of empirical support upon which the estimates are based. It is not a judgment of the quality of data reported by national authorities.

- Estimate is supported by reported data [R+], coverage recalculated with an independent denominator from the World Population Prospects: 2012 revision from the UN Population Division (D+), and at least one supporting survey within 2 years [S+]. While well supported, the estimate still carries a risk of being wrong.
- Estimate is supported by at least one data source; [R+], [S+], or [D+]; and no data source, [R-], [D-], or [S-], challenges the estimate.
- There are no directly supporting data; or data from at least one source; [R-], [D-], [S-]; challenge the estimate.

In all cases these estimates should be used with caution and should be assessed in light of the objective for which they are being used.

Slovenia - RotaC



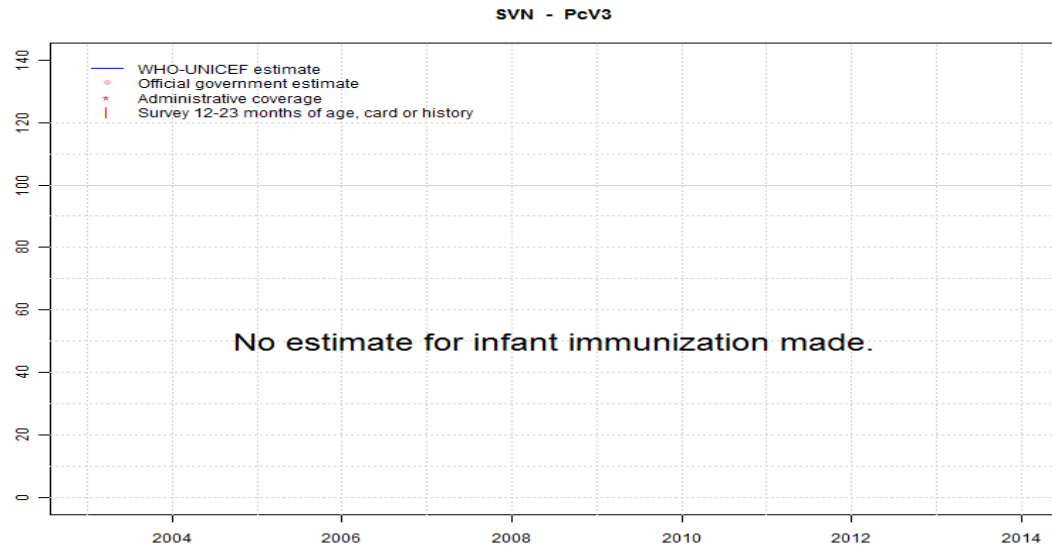
	2003	2004	2005	2006	2007	2008	2009	2010	2011	2012	2013	2014
Estimate	NA	NA	NA	NA	NA	NA	NA	NA	NA	NA	NA	NA
Estimate GoC	NA	NA	NA	NA	NA	NA	NA	NA	NA	NA	NA	NA
Official	NA	NA	NA	NA	NA	NA	NA	NA	NA	NA	NA	NA
Administrative	NA	NA	NA	NA	NA	NA	NA	NA	NA	NA	NA	NA
Survey	NA	NA	NA	NA	NA	NA	NA	NA	NA	NA	NA	NA

The WHO and UNICEF estimates of national immunization coverage (wuenic) are based on data and information that are of varying, and, in some instances, unknown quality. Beginning with the 2011 revision we describe the grade of confidence (GoC) we have in these estimates. As there is no underlying probability model upon which the estimates are based, we are unable to present classical measures of uncertainty, e.g., confidence intervals. Moreover, we have chosen not to make subjective estimates of plausibility/certainty ranges around the coverage. The GoC reflects the degree of empirical support upon which the estimates are based. It is not a judgment of the quality of data reported by national authorities.

- Estimate is supported by reported data [R+], coverage recalculated with an independent denominator from the World Population Prospects: 2012 revision from the UN Population Division (D+), and at least one supporting survey within 2 years [S+]. While well supported, the estimate still carries a risk of being wrong.
- Estimate is supported by at least one data source; [R+], [S+], or [D+]; and no data source, [R-], [D-], or [S-], challenges the estimate.
- There are no directly supporting data; or data from at least one source; [R-], [D-], [S-]; challenge the estimate.

In all cases these estimates should be used with caution and should be assessed in light of the objective for which they are being used.

Slovenia - PcV3



	2003	2004	2005	2006	2007	2008	2009	2010	2011	2012	2013	2014
Estimate	NA	NA	NA	NA	NA	NA	NA	NA	NA	NA	NA	NA
Estimate GoC	NA	NA	NA	NA	NA	NA	NA	NA	NA	NA	NA	NA
Official	NA	NA	NA	NA	NA	NA	NA	NA	NA	NA	NA	NA
Administrative	NA	NA	NA	NA	NA	NA	NA	NA	NA	NA	NA	NA
Survey	NA	NA	NA	NA	NA	NA	NA	NA	NA	NA	NA	NA

The WHO and UNICEF estimates of national immunization coverage (wuenic) are based on data and information that are of varying, and, in some instances, unknown quality. Beginning with the 2011 revision we describe the grade of confidence (GoC) we have in these estimates. As there is no underlying probability model upon which the estimates are based, we are unable to present classical measures of uncertainty, e.g., confidence intervals. Moreover, we have chosen not to make subjective estimates of plausibility/certainty ranges around the coverage. The GoC reflects the degree of empirical support upon which the estimates are based. It is not a judgment of the quality of data reported by national authorities.

- Estimate is supported by reported data [R+], coverage recalculated with an independent denominator from the World Population Prospects: 2012 revision from the UN Population Division (D+), and at least one supporting survey within 2 years [S+]. While well supported, the estimate still carries a risk of being wrong.
- Estimate is supported by at least one data source; [R+], [S+], or [D+]; and no data source, [R-], [D-], or [S-], challenges the estimate.
- There are no directly supporting data; or data from at least one source; [R-], [D-], [S-]; challenge the estimate.

In all cases these estimates should be used with caution and should be assessed in light of the objective for which they are being used.

Further information and estimates for previous years are available at:

<http://www.data.unicef.org/child-health/immunization>

http://www.who.int/immunization/monitoring_surveillance/routine/coverage/en/index4.html