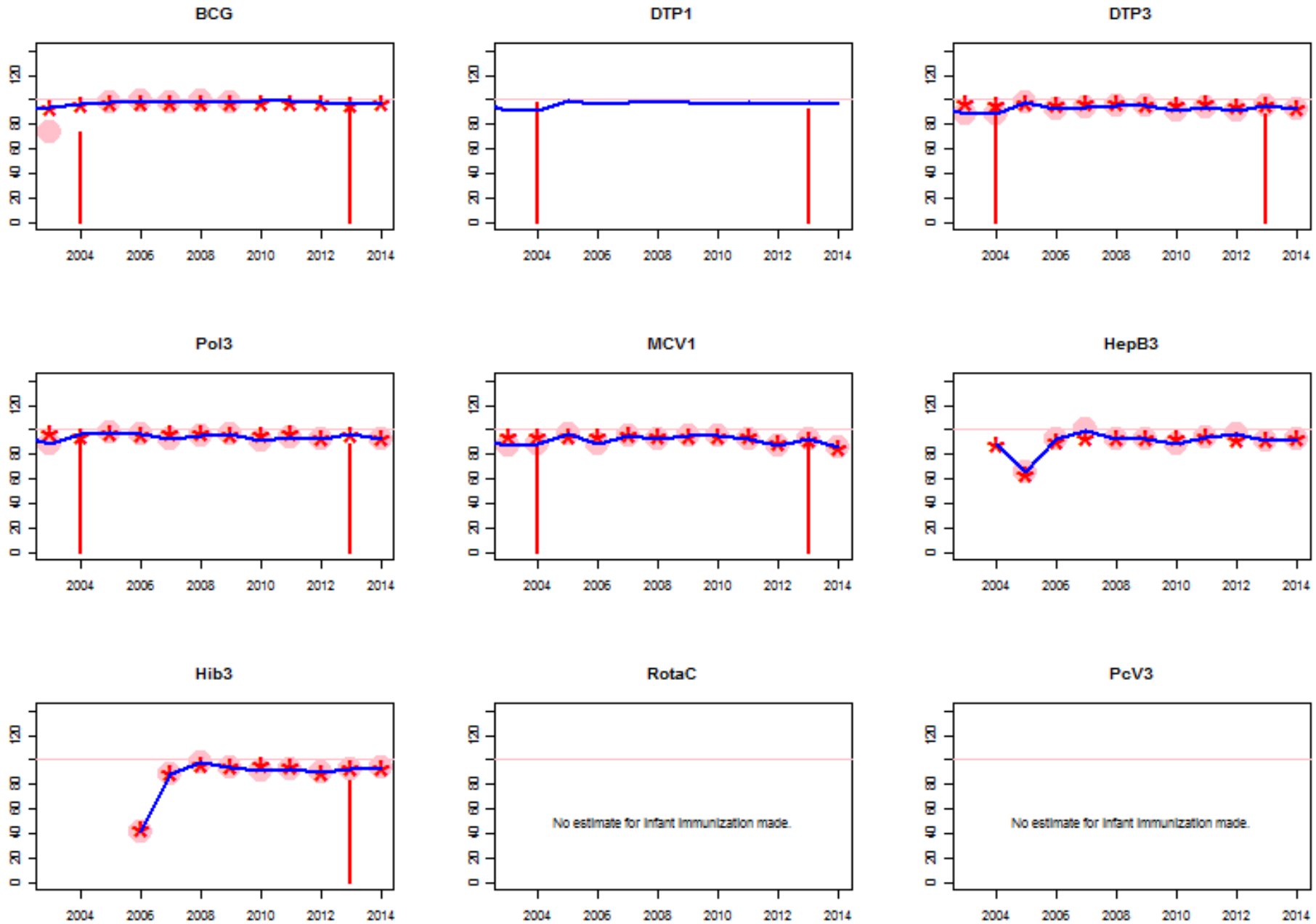
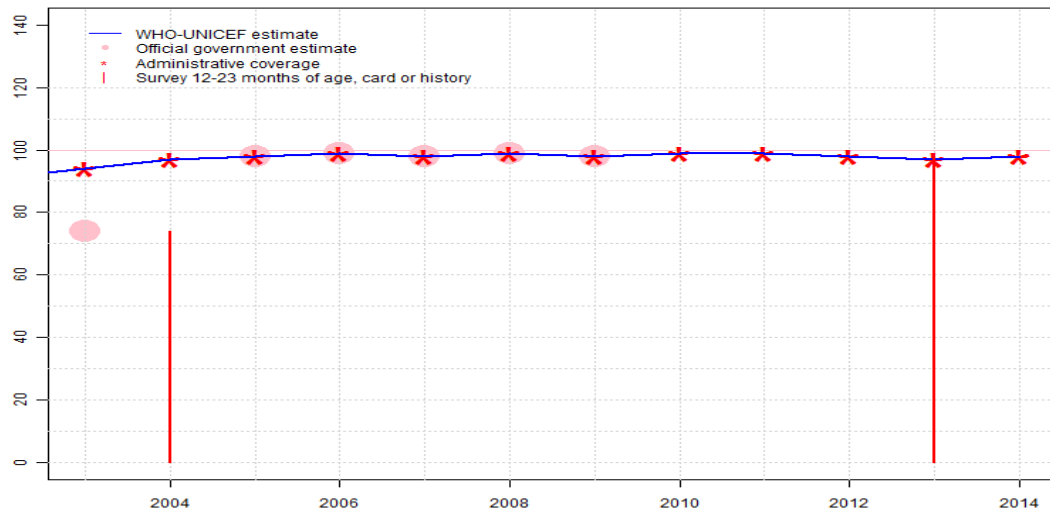


Serbia: WHO and UNICEF estimates of immunization coverage: 2014 revision



# Serbia - BCG

SRB - BCG



	2003	2004	2005	2006	2007	2008	2009	2010	2011	2012	2013	2014
Estimate	94	97	98	99	98	99	98	99	99	98	97	98
Estimate GoC	●	●	●	●	●	●	●	●	●	●	●	●
Official	74	NA	98	99	98	99	98	NA	NA	NA	NA	NA
Administrative	94	97	98	99	98	99	98	99	99	98	97	98
Survey	NA	74	NA	NA	NA	NA	NA	NA	NA	NA	98	NA

The WHO and UNICEF estimates of national immunization coverage (wuenic) are based on data and information that are of varying, and, in some instances, unknown quality. Beginning with the 2011 revision we describe the grade of confidence (GoC) we have in these estimates. As there is no underlying probability model upon which the estimates are based, we are unable to present classical measures of uncertainty, e.g., confidence intervals. Moreover, we have chosen not to make subjective estimates of plausibility/certainty ranges around the coverage. The GoC reflects the degree of empirical support upon which the estimates are based. It is not a judgment of the quality of data reported by national authorities.

- Estimate is supported by reported data [R+], coverage recalculated with an independent denominator from the World Population Prospects: 2012 revision from the UN Population Division (D+), and at least one supporting survey within 2 years [S+]. While well supported, the estimate still carries a risk of being wrong.
- Estimate is supported by at least one data source; [R+], [S+], or [D+]; and no data source, [R-], [D-], or [S-], challenges the estimate.
- There are no directly supporting data; or data from at least one source; [R-], [D-], [S-]; challenge the estimate.

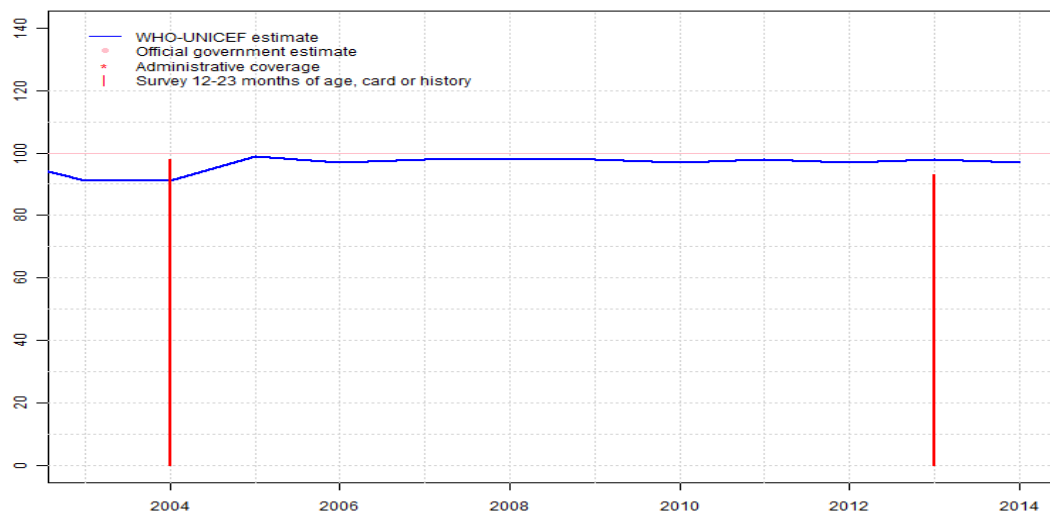
In all cases these estimates should be used with caution and should be assessed in light of the objective for which they are being used.

## Description:

- 2003: Estimate based on interpolation between coverage reported by national government. Reported data excluded. Decline in reported coverage from 95 percent to 74 percent with increase to 97 percent. Estimate challenged by: D-S-
- 2004: Estimate based on reported administrative data. Serbia Multiple Indicator Cluster Survey 2005 results ignored by working group. Survey results for BCG not consistent with results from other antigens. Estimate challenged by: S-
- 2005: Estimate based on coverage reported by national government. Estimates do not include Montenegro and Kosovo. Estimate challenged by: D-S-
- 2006: Estimate based on coverage reported by national government. Estimates do not include Kosovo. Estimate challenged by: D-S-
- 2007: Estimate based on coverage reported by national government. Estimates do not include Kosovo. Estimate challenged by: D-
- 2008: Estimate based on coverage reported by national government. Estimates do not include Kosovo. Estimate challenged by: D-
- 2009: Estimate based on coverage reported by national government. Estimates do not include Kosovo. Estimate challenged by: D-
- 2010: Estimate based on reported administrative data. Estimates do not include Kosovo. Estimate challenged by: D-
- 2011: Estimate based on reported administrative data. Estimates do not include Kosovo. Estimate challenged by: D-
- 2012: Estimate based on reported administrative data. Estimate challenged by: D-
- 2013: Estimate based on administrative data reported by national government supported by survey. Survey evidence of 98 percent based on 1 survey(s). Estimate challenged by: D-
- 2014: Estimate based on reported administrative data. Estimate challenged by: D-

# Serbia - DTP1

SRB - DTP1



	2003	2004	2005	2006	2007	2008	2009	2010	2011	2012	2013	2014
Estimate	91	91	99	97	98	98	98	97	98	97	98	97
Estimate GoC	••	•	••	••	•	•	•	•	••	••	••	••
Official	NA	NA	NA	NA	NA	NA	NA	NA	NA	NA	NA	NA
Administrative	NA	NA	NA	NA	NA	NA	NA	NA	NA	NA	NA	NA
Survey	NA	98	NA	NA	NA	NA	NA	NA	NA	NA	93	NA

The WHO and UNICEF estimates of national immunization coverage (wuenic) are based on data and information that are of varying, and, in some instances, unknown quality. Beginning with the 2011 revision we describe the grade of confidence (GoC) we have in these estimates. As there is no underlying probability model upon which the estimates are based, we are unable to present classical measures of uncertainty, e.g., confidence intervals. Moreover, we have chosen not to make subjective estimates of plausibility/certainty ranges around the coverage. The GoC reflects the degree of empirical support upon which the estimates are based. It is not a judgment of the quality of data reported by national authorities.

- Estimate is supported by reported data [R+], coverage recalculated with an independent denominator from the World Population Prospects: 2012 revision from the UN Population Division (D+), and at least one supporting survey within 2 years [S+]. While well supported, the estimate still carries a risk of being wrong.
- Estimate is supported by at least one data source; [R+], [S+], or [D+]; and no data source, [R-], [D-], or [S-], challenges the estimate.
- There are no directly supporting data; or data from at least one source; [R-], [D-], [S-]; challenge the estimate.

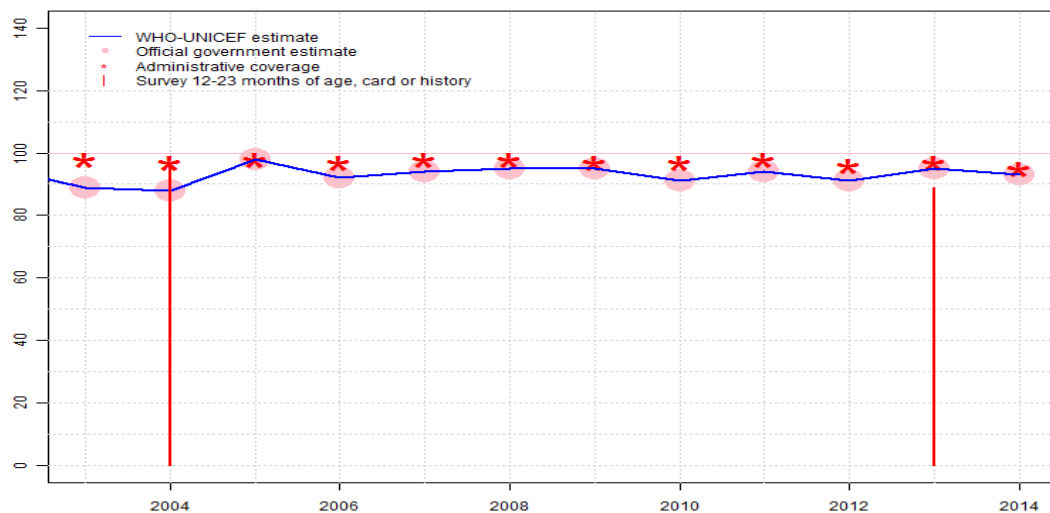
In all cases these estimates should be used with caution and should be assessed in light of the objective for which they are being used.

## Description:

- 2003: Reported data calibrated to 1997 and 2004 levels. GoC=S+
- 2004: Estimate based on extrapolation from data reported by national government supported by survey. Survey evidence of 98 percent based on 1 survey(s). Estimate challenged by: D-
- 2005: Estimate based on DTP3 coverage of 98. Estimates do not include Montenegro and Kosovo. GoC=S+
- 2006: Estimate based on DTP3 coverage of 92. Estimates do not include Kosovo. GoC=S+
- 2007: Estimate based on DTP3 coverage of 94. Estimates do not include Kosovo. GoC=No accepted empirical data
- 2008: Estimate based on DTP3 coverage of 95. Estimates do not include Kosovo. GoC=No accepted empirical data
- 2009: Estimate based on DTP3 coverage of 95. Estimates do not include Kosovo. GoC=No accepted empirical data
- 2010: Estimate based on DTP3 coverage of 91. Estimates do not include Kosovo. Estimate of 97 percent changed from previous revision value of 91 percent. GoC=No accepted empirical data
- 2011: Estimate based on DTP3 coverage of 94. Estimates do not include Kosovo. GoC=S+
- 2012: Estimate based on DTP3 coverage of 91. Estimate of 97 percent changed from previous revision value of 91 percent. GoC=S+
- 2013: DTP1 coverage estimated based on DTP3 coverage of 95. GoC=S+
- 2014: DTP1 coverage estimated based on DTP3 coverage of 93. GoC=S+

# Serbia - DTP3

SRB - DTP3



	2003	2004	2005	2006	2007	2008	2009	2010	2011	2012	2013	2014
Estimate	89	88	98	92	94	95	95	91	94	91	95	93
Estimate GoC	•	••	•	•	•	•	•	•	•	•	•	•
Official	89	88	98	92	94	95	95	91	94	91	95	93
Administrative	98	97	98	97	98	98	97	97	98	96	97	95
Survey	NA	96	NA	NA	NA	NA	NA	NA	NA	NA	89	NA

The WHO and UNICEF estimates of national immunization coverage (wuenic) are based on data and information that are of varying, and, in some instances, unknown quality. Beginning with the 2011 revision we describe the grade of confidence (GoC) we have in these estimates. As there is no underlying probability model upon which the estimates are based, we are unable to present classical measures of uncertainty, e.g., confidence intervals. Moreover, we have chosen not to make subjective estimates of plausibility/certainty ranges around the coverage. The GoC reflects the degree of empirical support upon which the estimates are based. It is not a judgment of the quality of data reported by national authorities.

- Estimate is supported by reported data [R+], coverage recalculated with an independent denominator from the World Population Prospects: 2012 revision from the UN Population Division (D+), and at least one supporting survey within 2 years [S+]. While well supported, the estimate still carries a risk of being wrong.
- Estimate is supported by at least one data source; [R+], [S+], or [D+]; and no data source, [R-], [D-], or [S-], challenges the estimate.
- There are no directly supporting data; or data from at least one source; [R-], [D-], [S-]; challenge the estimate.

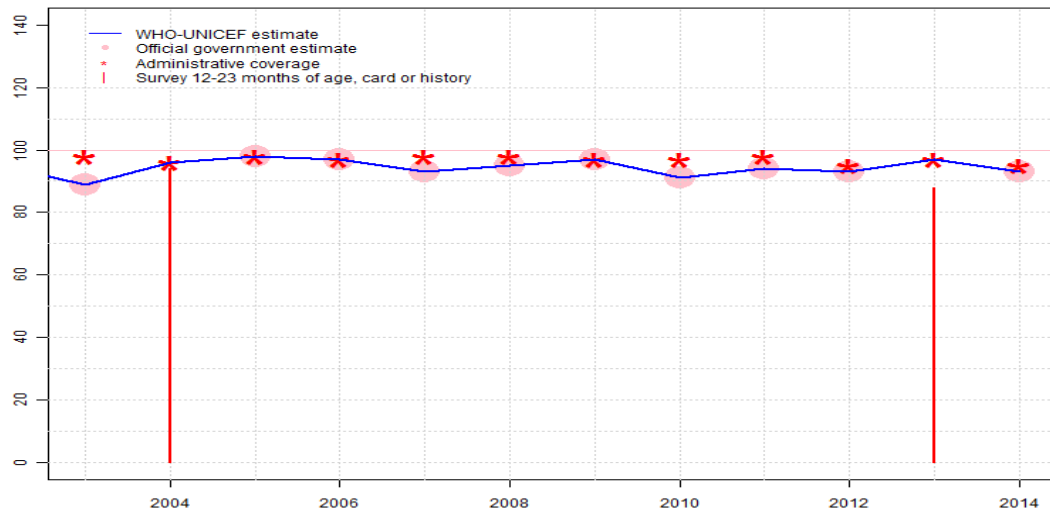
In all cases these estimates should be used with caution and should be assessed in light of the objective for which they are being used.

## Description:

- 2003: Estimate based on coverage reported by national government. Estimate challenged by: D-
- 2004: Estimate based on reported data. Serbia Multiple Indicator Cluster Survey 2005 card or history results of 96 percent modified for recall bias to 99 percent based on 1st dose card or history coverage of 98 percent, 1st dose card only coverage of 73 percent and 3d dose card only coverage of 78 percent. GoC=R+ D+
- 2005: Estimate based on coverage reported by national government. Estimates do not include Montenegro and Kosovo. Estimate challenged by: D-
- 2006: Estimate based on coverage reported by national government. Estimates do not include Kosovo. Estimate challenged by: D-
- 2007: Estimate based on coverage reported by national government. Estimates do not include Kosovo. Estimate challenged by: D-
- 2008: Estimate based on coverage reported by national government. Estimates do not include Kosovo. Estimate challenged by: D-
- 2009: Estimate based on coverage reported by national government. Estimates do not include Kosovo. Estimate challenged by: D-
- 2010: Estimate based on coverage reported by national government. Estimates do not include Kosovo. Estimate challenged by: D-
- 2011: Estimate based on coverage reported by national government. Estimates do not include Kosovo. Estimate challenged by: D-
- 2012: Estimate based on coverage reported by national government. Estimate challenged by: D-
- 2013: Estimate based on coverage reported by national government supported by survey. Survey evidence of 90 percent based on 1 survey(s). Serbia Multiple Indicator Cluster Survey 2014 card or history results of 89 percent modified for recall bias to 90 percent based on 1st dose card or history coverage of 93 percent, 1st dose card only coverage of 87 percent and 3d dose card only coverage of 84 percent. Estimate challenged by: D-
- 2014: Estimate based on coverage reported by national government. Estimate challenged by: D-

# Serbia - Pol3

SRB - Pol3



	2003	2004	2005	2006	2007	2008	2009	2010	2011	2012	2013	2014
Estimate	89	96	98	97	93	95	97	91	94	93	97	93
Estimate GoC	●	●●●	●	●●	●	●	●	●	●	●	●	●
Official	89	NA	98	97	93	95	97	91	94	93	NA	93
Administrative	98	96	98	97	98	98	97	97	98	95	97	95
Survey	NA	94	NA	NA	NA	NA	NA	NA	NA	NA	88	NA

The WHO and UNICEF estimates of national immunization coverage (wuenic) are based on data and information that are of varying, and, in some instances, unknown quality. Beginning with the 2011 revision we describe the grade of confidence (GoC) we have in these estimates. As there is no underlying probability model upon which the estimates are based, we are unable to present classical measures of uncertainty, e.g., confidence intervals. Moreover, we have chosen not to make subjective estimates of plausibility/certainty ranges around the coverage. The GoC reflects the degree of empirical support upon which the estimates are based. It is not a judgment of the quality of data reported by national authorities.

- Estimate is supported by reported data [R+], coverage recalculated with an independent denominator from the World Population Prospects: 2012 revision from the UN Population Division (D+), and at least one supporting survey within 2 years [S+]. While well supported, the estimate still carries a risk of being wrong.
- Estimate is supported by at least one data source; [R+], [S+], or [D+]; and no data source, [R-], [D-], or [S-], challenges the estimate.
- There are no directly supporting data; or data from at least one source; [R-], [D-], [S-]; challenge the estimate.

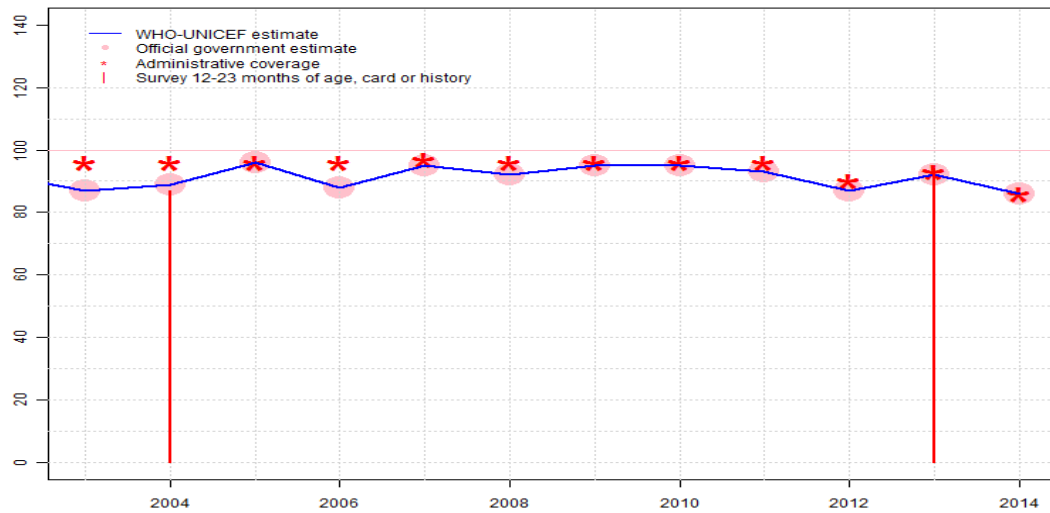
In all cases these estimates should be used with caution and should be assessed in light of the objective for which they are being used.

## Description:

- 2003: Estimate based on coverage reported by national government. Estimate challenged by: D-
- 2004: Estimate based on administrative data reported by national government supported by survey. Survey evidence of 99 percent based on 1 survey(s). Serbia Multiple Indicator Cluster Survey 2005 card or history results of 94 percent modified for recall bias to 99 percent based on 1st dose card or history coverage of 97 percent, 1st dose card only coverage of 70 percent and 3d dose card only coverage of 75 percent. GoC=R+ S+ D+
- 2005: Estimate based on coverage reported by national government. Estimates do not include Montenegro and Kosovo. Estimate challenged by: D-
- 2006: Estimate based on coverage reported by national government. Estimates do not include Kosovo. GoC=R+ S+
- 2007: Estimate based on coverage reported by national government. Estimates do not include Kosovo. Estimate challenged by: D-
- 2008: Estimate based on coverage reported by national government. Estimates do not include Kosovo. Estimate challenged by: D-
- 2009: Estimate based on coverage reported by national government. Estimates do not include Kosovo. Estimate challenged by: D-
- 2010: Estimate based on coverage reported by national government. Estimates do not include Kosovo. Estimate challenged by: D-
- 2011: Estimate based on coverage reported by national government. Estimates do not include Kosovo. Estimate challenged by: D-
- 2012: Estimate based on coverage reported by national government. Estimate challenged by: D-
- 2013: Estimate based on administrative data reported by national government supported by survey. Survey evidence of 90 percent based on 1 survey(s). Serbia Multiple Indicator Cluster Survey 2014 card or history results of 88 percent modified for recall bias to 90 percent based on 1st dose card or history coverage of 93 percent, 1st dose card only coverage of 86 percent and 3d dose card only coverage of 83 percent. Estimate challenged by: D-
- 2014: Estimate based on coverage reported by national government. Estimate challenged by: D-

# Serbia - MCV1

SRB - MCV1



	2003	2004	2005	2006	2007	2008	2009	2010	2011	2012	2013	2014
Estimate	87	89	96	88	95	92	95	95	93	87	92	86
Estimate GoC	●	●●●	●	●	●	●	●	●	●	●	●	●
Official	87	89	96	88	95	92	95	95	93	87	92	86
Administrative	96	96	96	96	97	96	96	96	96	90	93	86
Survey	NA	87	NA	NA	NA	NA	NA	NA	NA	NA	94	NA

The WHO and UNICEF estimates of national immunization coverage (wuenic) are based on data and information that are of varying, and, in some instances, unknown quality. Beginning with the 2011 revision we describe the grade of confidence (GoC) we have in these estimates. As there is no underlying probability model upon which the estimates are based, we are unable to present classical measures of uncertainty, e.g., confidence intervals. Moreover, we have chosen not to make subjective estimates of plausibility/certainty ranges around the coverage. The GoC reflects the degree of empirical support upon which the estimates are based. It is not a judgment of the quality of data reported by national authorities.

- Estimate is supported by reported data [R+], coverage recalculated with an independent denominator from the World Population Prospects: 2012 revision from the UN Population Division (D+), and at least one supporting survey within 2 years [S+]. While well supported, the estimate still carries a risk of being wrong.
- Estimate is supported by at least one data source; [R+], [S+], or [D+]; and no data source, [R-], [D-], or [S-], challenges the estimate.
- There are no directly supporting data; or data from at least one source; [R-], [D-], [S-]; challenge the estimate.

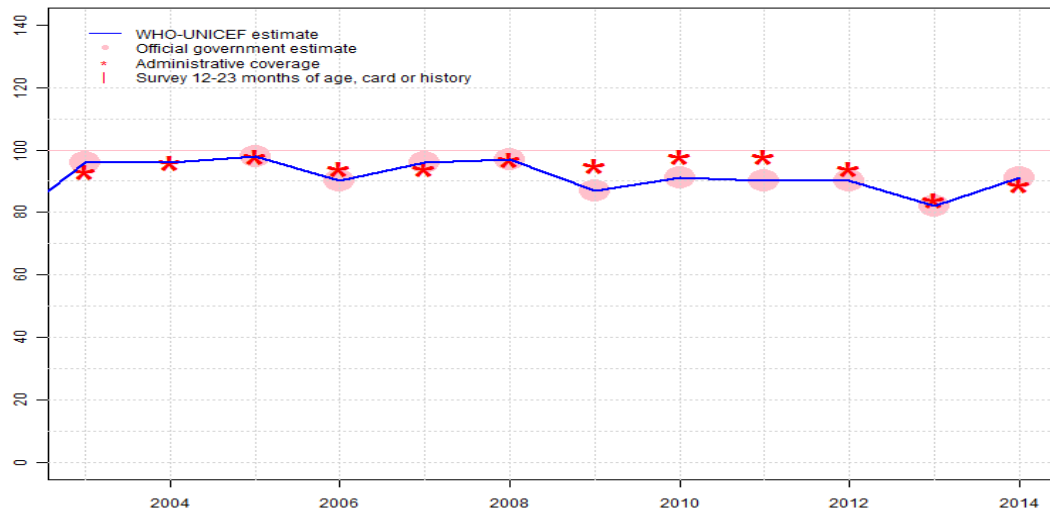
In all cases these estimates should be used with caution and should be assessed in light of the objective for which they are being used.

## Description:

- 2003: Estimate based on coverage reported by national government. Estimate challenged by: D-
- 2004: Estimate based on coverage reported by national government supported by survey. Survey evidence of 87 percent based on 1 survey(s). GoC=R+ S+ D+
- 2005: Estimate based on coverage reported by national government. Estimates do not include Montenegro and Kosovo. Estimate challenged by: D-
- 2006: Estimate based on coverage reported by national government. Estimates do not include Kosovo. Estimate challenged by: D-
- 2007: Estimate based on coverage reported by national government. Estimates do not include Kosovo. Estimate challenged by: D-
- 2008: Estimate based on coverage reported by national government. Estimates do not include Kosovo. Estimate challenged by: D-
- 2009: Estimate based on coverage reported by national government. Estimates do not include Kosovo. Estimate challenged by: D-
- 2010: Estimate based on coverage reported by national government. Estimates do not include Kosovo. Estimate challenged by: D-
- 2011: Estimate based on coverage reported by national government. Estimates do not include Kosovo. Estimate challenged by: D-
- 2012: Estimate based on coverage reported by national government. Estimate challenged by: D-
- 2013: Estimate based on coverage reported by national government supported by survey. Survey evidence of 94 percent based on 1 survey(s). Estimate challenged by: D-
- 2014: Estimate based on coverage reported by national government. Estimate challenged by: D-

# Serbia - MCV2

SRB - MCV2



	2003	2004	2005	2006	2007	2008	2009	2010	2011	2012	2013	2014
Estimate	96	96	98	90	96	97	87	91	90	90	82	91
Estimate GoC	•	•	•	•	•	•	•	•	•	•	•	•
Official	96	NA	98	90	96	97	87	91	90	90	82	91
Administrative	93	96	98	94	94	97	95	98	98	94	84	89
Survey	NA	NA	NA	NA	NA	NA	NA	NA	NA	NA	NA	NA

The WHO and UNICEF estimates of national immunization coverage (wuenic) are based on data and information that are of varying, and, in some instances, unknown quality. Beginning with the 2011 revision we describe the grade of confidence (GoC) we have in these estimates. As there is no underlying probability model upon which the estimates are based, we are unable to present classical measures of uncertainty, e.g., confidence intervals. Moreover, we have chosen not to make subjective estimates of plausibility/certainty ranges around the coverage. The GoC reflects the degree of empirical support upon which the estimates are based. It is not a judgment of the quality of data reported by national authorities.

- Estimate is supported by reported data [R+], coverage recalculated with an independent denominator from the World Population Prospects: 2012 revision from the UN Population Division (D+), and at least one supporting survey within 2 years [S+]. While well supported, the estimate still carries a risk of being wrong.
- Estimate is supported by at least one data source; [R+], [S+], or [D+]; and no data source, [R-], [D-], or [S-], challenges the estimate.
- There are no directly supporting data; or data from at least one source; [R-], [D-], [S-]; challenge the estimate.

In all cases these estimates should be used with caution and should be assessed in light of the objective for which they are being used.

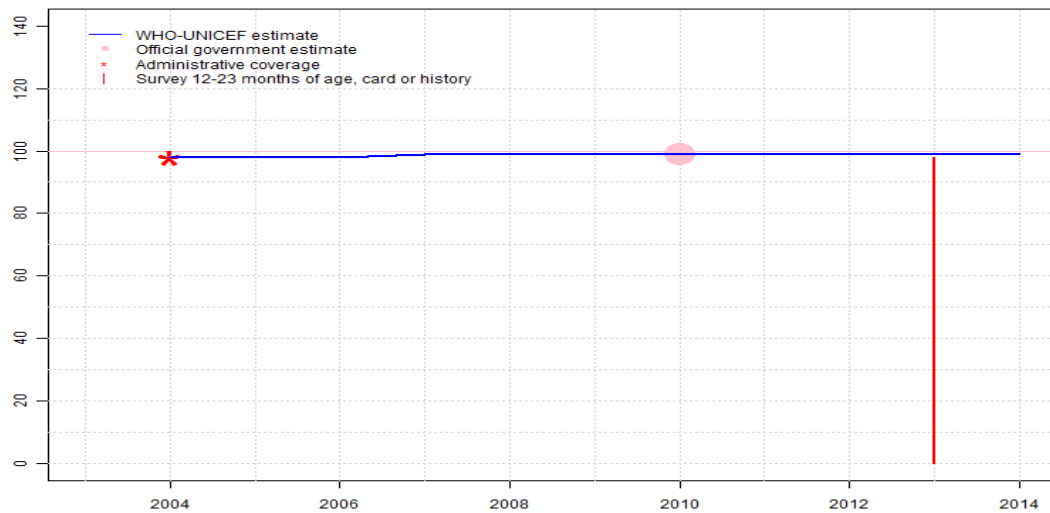
## Description:

Coverage estimates for the second dose of measles containing vaccine are for children by the nationally recommended age.

- 2003: Estimate based on coverage reported by national government. Estimate challenged by: D-
- 2004: Estimate based on reported administrative estimate. Estimate challenged by: D-
- 2005: Estimate based on coverage reported by national government. Estimate challenged by: D-
- 2006: Estimate based on coverage reported by national government. Estimate challenged by: D-
- 2007: Estimate based on coverage reported by national government. Estimate challenged by: D-
- 2008: Estimate based on coverage reported by national government. Estimate challenged by: D-
- 2009: Estimate based on coverage reported by national government. Estimate challenged by: D-
- 2010: Estimate based on coverage reported by national government. Estimate challenged by: D-
- 2011: Estimate based on coverage reported by national government. Estimate challenged by: D-
- 2012: Estimate based on coverage reported by national government. Estimate challenged by: D-
- 2013: Estimate based on coverage reported by national government. Estimate challenged by: D-
- 2014: Estimate based on coverage reported by national government. Estimate challenged by: D-

# Serbia - HepBB

SRB - HepBB



	2003	2004	2005	2006	2007	2008	2009	2010	2011	2012	2013	2014
Estimate	NA	98	98	98	99	99	99	99	99	99	99	99
Estimate GoC	NA	•	•	•	•	•	•	••	••	••	••	••
Official	NA	NA	NA	NA	NA	NA	NA	99	NA	NA	NA	NA
Administrative	NA	98	NA	NA	NA	NA	NA	NA	NA	NA	NA	NA
Survey	NA	NA	NA	NA	NA	NA	NA	NA	NA	NA	98	NA

The WHO and UNICEF estimates of national immunization coverage (wuenic) are based on data and information that are of varying, and, in some instances, unknown quality. Beginning with the 2011 revision we describe the grade of confidence (GoC) we have in these estimates. As there is no underlying probability model upon which the estimates are based, we are unable to present classical measures of uncertainty, e.g., confidence intervals. Moreover, we have chosen not to make subjective estimates of plausibility/certainty ranges around the coverage. The GoC reflects the degree of empirical support upon which the estimates are based. It is not a judgment of the quality of data reported by national authorities.

- Estimate is supported by reported data [R+], coverage recalculated with an independent denominator from the World Population Prospects: 2012 revision from the UN Population Division (D+), and at least one supporting survey within 2 years [S+]. While well supported, the estimate still carries a risk of being wrong.
- Estimate is supported by at least one data source; [R+], [S+], or [D+]; and no data source, [R-], [D-], or [S-], challenges the estimate.
- There are no directly supporting data; or data from at least one source; [R-], [D-], [S-]; challenge the estimate.

In all cases these estimates should be used with caution and should be assessed in light of the objective for which they are being used.

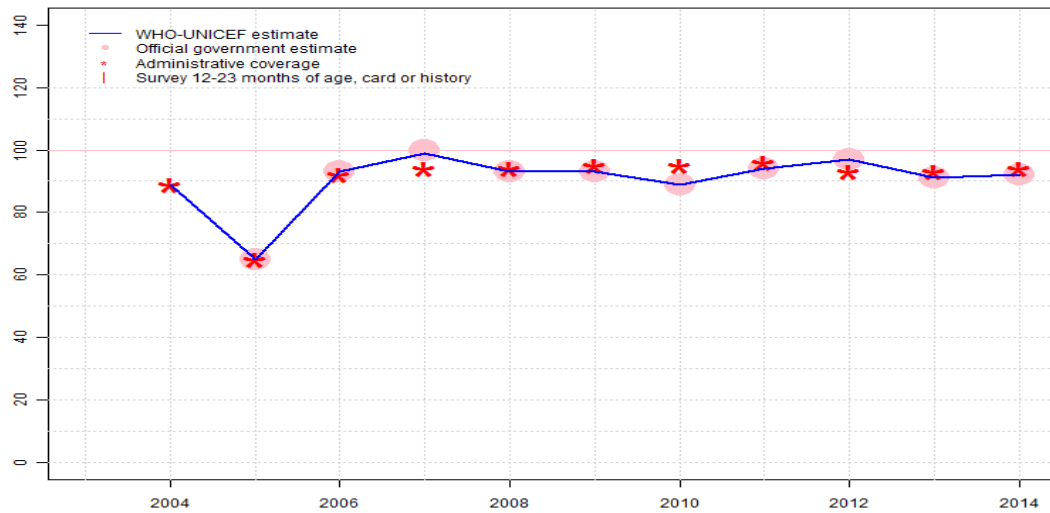
## Description:

- 2004: Estimate based on reported data. Estimate challenged by: D-
- 2005: Estimate based on interpolation between data reported by national government. GoC=No accepted empirical data
- 2006: Estimate based on interpolation between data reported by national government. GoC=No accepted empirical data
- 2007: Estimate based on interpolation between data reported by national government. GoC=No accepted empirical data
- 2008: Estimate based on interpolation between data reported by national government. GoC=No accepted empirical data
- 2009: Estimate based on interpolation between data reported by national government. GoC=No accepted empirical data
- 2010: Estimate based on reported data. GoC=R+
- 2011: Estimate based on extrapolation from data reported by national government. GoC=S+
- 2012: Estimate based on extrapolation from data reported by national government. GoC=S+
- 2013: Estimate based on extrapolation from data reported by national government supported by survey. Survey evidence of 98 percent based on 1 survey(s). GoC=S+
- 2014: Estimate based on extrapolation from data reported by national government. GoC=S+



# Serbia - HepB3

SRB - HepB3



	2003	2004	2005	2006	2007	2008	2009	2010	2011	2012	2013	2014
Estimate	NA	89	65	93	99	93	93	89	94	97	91	92
Estimate GoC	NA	•	•	•	•	•	•	•	•	•	•	•
Official	NA	NA	65	93	100	93	93	89	94	97	91	92
Administrative	NA	89	65	92	94	94	95	95	96	93	93	94
Survey	NA	NA	NA	NA	NA	NA	NA	NA	NA	NA	NA	NA

The WHO and UNICEF estimates of national immunization coverage (wuenic) are based on data and information that are of varying, and, in some instances, unknown quality. Beginning with the 2011 revision we describe the grade of confidence (GoC) we have in these estimates. As there is no underlying probability model upon which the estimates are based, we are unable to present classical measures of uncertainty, e.g., confidence intervals. Moreover, we have chosen not to make subjective estimates of plausibility/certainty ranges around the coverage. The GoC reflects the degree of empirical support upon which the estimates are based. It is not a judgment of the quality of data reported by national authorities.

- Estimate is supported by reported data [R+], coverage recalculated with an independent denominator from the World Population Prospects: 2012 revision from the UN Population Division (D+), and at least one supporting survey within 2 years [S+]. While well supported, the estimate still carries a risk of being wrong.
- Estimate is supported by at least one data source; [R+], [S+], or [D+]; and no data source, [R-], [D-], or [S-], challenges the estimate.
- There are no directly supporting data; or data from at least one source; [R-], [D-], [S-]; challenge the estimate.

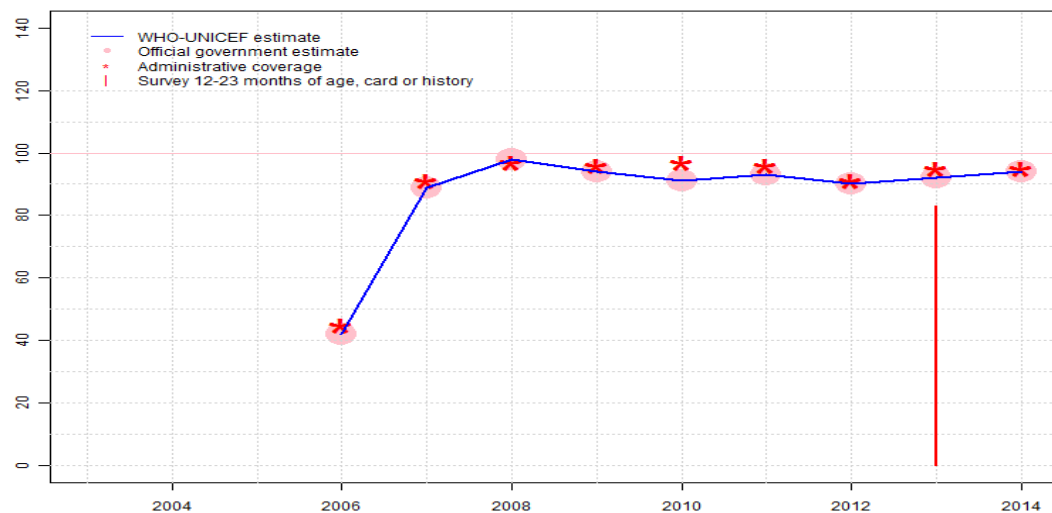
In all cases these estimates should be used with caution and should be assessed in light of the objective for which they are being used.

## Description:

- 2004: Estimate based on reported administrative estimate. HepB partially introduced in 2002. Reporting started in 2004. Estimate challenged by: D-
- 2005: Estimate based on coverage reported by national government. Estimates do not include Montenegro and Kosovo. HepB partially introduced. Estimate challenged by: D-
- 2006: Estimate based on coverage reported by national government. Estimates do not include Kosovo. Estimate challenged by: D-
- 2007: Estimate based on coverage reported by national government. Estimates do not include Kosovo. Estimate challenged by: D-
- 2008: Estimate based on coverage reported by national government. Estimates do not include Kosovo. Estimate challenged by: D-
- 2009: Estimate based on coverage reported by national government. Estimates do not include Kosovo. Estimate challenged by: D-
- 2010: Estimate based on coverage reported by national government. Estimates do not include Kosovo. Estimate challenged by: D-
- 2011: Estimate based on coverage reported by national government. Estimates do not include Kosovo. Estimate challenged by: D-
- 2012: Estimate based on coverage reported by national government. Estimate challenged by: D-
- 2013: Estimate based on coverage reported by national government. Estimate challenged by: D-
- 2014: Estimate based on coverage reported by national government. Estimate challenged by: D-

# Serbia - Hib3

SRB - Hib3



	2003	2004	2005	2006	2007	2008	2009	2010	2011	2012	2013	2014
Estimate	NA	NA	NA	42	89	98	94	91	93	90	92	94
Estimate GoC	NA	NA	NA	•	•	•	•	•	•	•	•	•
Official	NA	NA	NA	42	89	98	94	91	93	90	92	94
Administrative	NA	NA	NA	45	91	97	96	97	96	91	95	95
Survey	NA	NA	NA	NA	NA	NA	NA	NA	NA	NA	83	NA

The WHO and UNICEF estimates of national immunization coverage (wuenic) are based on data and information that are of varying, and, in some instances, unknown quality. Beginning with the 2011 revision we describe the grade of confidence (GoC) we have in these estimates. As there is no underlying probability model upon which the estimates are based, we are unable to present classical measures of uncertainty, e.g., confidence intervals. Moreover, we have chosen not to make subjective estimates of plausibility/certainty ranges around the coverage. The GoC reflects the degree of empirical support upon which the estimates are based. It is not a judgment of the quality of data reported by national authorities.

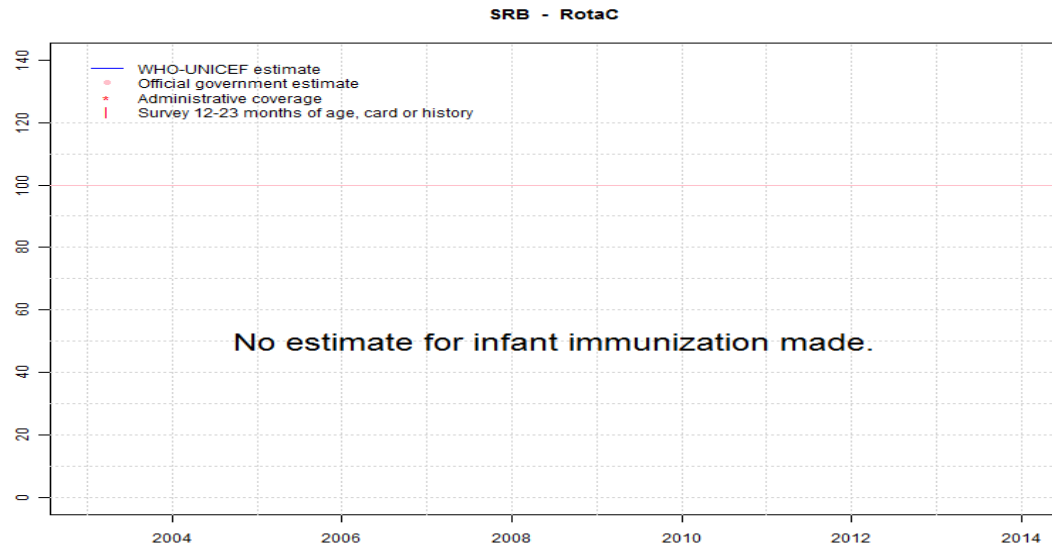
- Estimate is supported by reported data [R+], coverage recalculated with an independent denominator from the World Population Prospects: 2012 revision from the UN Population Division (D+), and at least one supporting survey within 2 years [S+]. While well supported, the estimate still carries a risk of being wrong.
- Estimate is supported by at least one data source; [R+], [S+], or [D+]; and no data source, [R-], [D-], or [S-], challenges the estimate.
- There are no directly supporting data; or data from at least one source; [R-], [D-], [S-]; challenge the estimate.

In all cases these estimates should be used with caution and should be assessed in light of the objective for which they are being used.

## Description:

- 2006: Estimate based on reported data. Estimates do not include Kosovo. Estimate challenged by: D-
- 2007: Estimate based on reported data. Estimates do not include Kosovo. Estimate challenged by: D-
- 2008: Estimate based on reported data. Estimates do not include Kosovo. Estimate challenged by: D-
- 2009: Estimate based on reported data. Estimates do not include Kosovo. Estimate challenged by: D-
- 2010: Estimate based on reported data. Estimates do not include Kosovo. Estimate challenged by: D-
- 2011: Estimate based on reported data. Estimates do not include Kosovo. Estimate challenged by: D-
- 2012: Estimate based on reported data. Estimate challenged by: D-
- 2013: Estimate based on coverage reported by national government supported by survey. Survey evidence of 83 percent based on 1 survey(s). Estimate challenged by: D-
- 2014: Estimate based on coverage reported by national government. Estimate challenged by: D-

# Serbia - RotaC



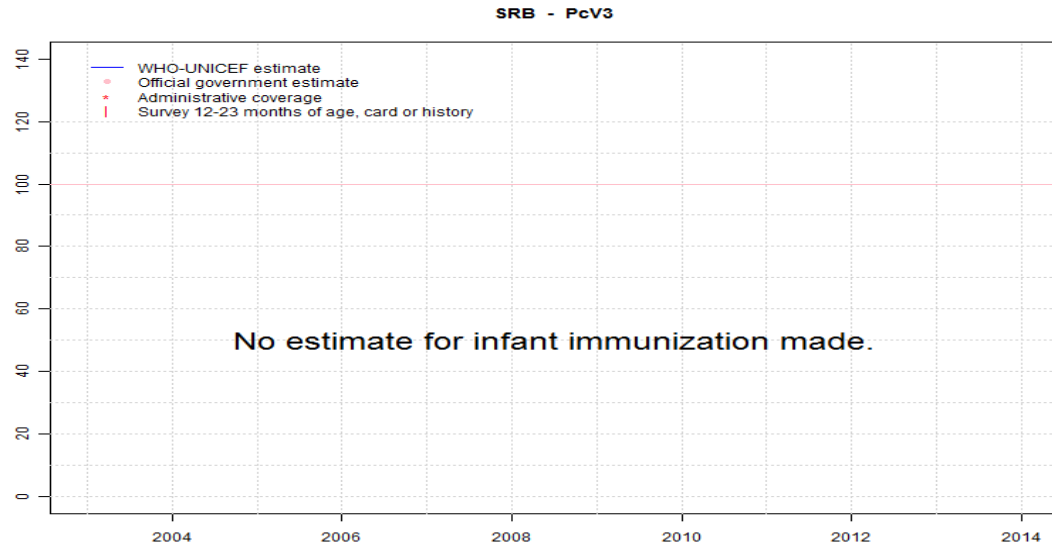
	2003	2004	2005	2006	2007	2008	2009	2010	2011	2012	2013	2014
Estimate	NA	NA	NA	NA	NA	NA	NA	NA	NA	NA	NA	NA
Estimate GoC	NA	NA	NA	NA	NA	NA	NA	NA	NA	NA	NA	NA
Official	NA	NA	NA	NA	NA	NA	NA	NA	NA	NA	NA	NA
Administrative	NA	NA	NA	NA	NA	NA	NA	NA	NA	NA	NA	NA
Survey	NA	NA	NA	NA	NA	NA	NA	NA	NA	NA	NA	NA

The WHO and UNICEF estimates of national immunization coverage (wuenic) are based on data and information that are of varying, and, in some instances, unknown quality. Beginning with the 2011 revision we describe the grade of confidence (GoC) we have in these estimates. As there is no underlying probability model upon which the estimates are based, we are unable to present classical measures of uncertainty, e.g., confidence intervals. Moreover, we have chosen not to make subjective estimates of plausibility/certainty ranges around the coverage. The GoC reflects the degree of empirical support upon which the estimates are based. It is not a judgment of the quality of data reported by national authorities.

- Estimate is supported by reported data [R+], coverage recalculated with an independent denominator from the World Population Prospects: 2012 revision from the UN Population Division (D+), and at least one supporting survey within 2 years [S+]. While well supported, the estimate still carries a risk of being wrong.
- Estimate is supported by at least one data source; [R+], [S+], or [D+]; and no data source, [R-], [D-], or [S-], challenges the estimate.
- There are no directly supporting data; or data from at least one source; [R-], [D-], [S-]; challenge the estimate.

In all cases these estimates should be used with caution and should be assessed in light of the objective for which they are being used.

# Serbia - PcV3



	2003	2004	2005	2006	2007	2008	2009	2010	2011	2012	2013	2014
Estimate	NA	NA	NA	NA	NA	NA	NA	NA	NA	NA	NA	NA
Estimate GoC	NA	NA	NA	NA	NA	NA	NA	NA	NA	NA	NA	NA
Official	NA	NA	NA	NA	NA	NA	NA	NA	NA	NA	NA	NA
Administrative	NA	NA	NA	NA	NA	NA	NA	NA	NA	NA	NA	NA
Survey	NA	NA	NA	NA	NA	NA	NA	NA	NA	NA	NA	NA

The WHO and UNICEF estimates of national immunization coverage (wuenic) are based on data and information that are of varying, and, in some instances, unknown quality. Beginning with the 2011 revision we describe the grade of confidence (GoC) we have in these estimates. As there is no underlying probability model upon which the estimates are based, we are unable to present classical measures of uncertainty, e.g., confidence intervals. Moreover, we have chosen not to make subjective estimates of plausibility/certainty ranges around the coverage. The GoC reflects the degree of empirical support upon which the estimates are based. It is not a judgment of the quality of data reported by national authorities.

- Estimate is supported by reported data [R+], coverage recalculated with an independent denominator from the World Population Prospects: 2012 revision from the UN Population Division (D+), and at least one supporting survey within 2 years [S+]. While well supported, the estimate still carries a risk of being wrong.
- Estimate is supported by at least one data source; [R+], [S+], or [D+]; and no data source, [R-], [D-], or [S-], challenges the estimate.
- There are no directly supporting data; or data from at least one source; [R-], [D-], [S-]; challenge the estimate.

In all cases these estimates should be used with caution and should be assessed in light of the objective for which they are being used.

# Serbia - survey details

## 2013 Serbia Multiple Indicator Cluster Survey 2014

Vaccine	Confirmation method	Coverage	Age cohort	Sample	Cards seen
BCG	C or H <12 months	98	12-23 m	489	87
BCG	Card	80	12-23 m	-	87
BCG	Card or History	98	12-23 m	489	87
BCG	History	18	12-23 m	-	87
DTP1	C or H <12 months	93	12-23 m	489	87
DTP1	Card	87	12-23 m	-	87
DTP1	Card or History	93	12-23 m	489	87
DTP1	History	6	12-23 m	-	87
DTP3	C or H <12 months	87	12-23 m	489	87
DTP3	Card	84	12-23 m	-	87
DTP3	Card or History	89	12-23 m	489	87
DTP3	History	5	12-23 m	-	87
HepB1	C or H <12 months	97	12-23 m	489	87
HepB1	Card	86	12-23 m	-	87
HepB1	Card or History	98	12-23 m	489	87
HepB1	History	12	12-23 m	-	87
HepBB	C or H <12 months	98	12-23 m	489	87
HepBB	Card	86	12-23 m	-	87
HepBB	Card or History	98	12-23 m	489	87
HepBB	History	12	12-23 m	-	87
Hib1	C or H <12 months	92	12-23 m	489	87
Hib1	Card	85	12-23 m	-	87
Hib1	Card or History	92	12-23 m	489	87
Hib1	History	7	12-23 m	-	87
Hib3	C or H <12 months	80	12-23 m	489	87
Hib3	Card	77	12-23 m	-	87
Hib3	Card or History	83	12-23 m	489	87
Hib3	History	6	12-23 m	-	87
MCV1	Card	82	24-35 m	-	87
MCV1	Card or History	94	24-35 m	465	87
MCV1	History	12	24-35 m	-	87
Pol1	C or H <12 months	93	12-23 m	489	87
Pol1	Card	86	12-23 m	-	87
Pol1	Card or History	93	12-23 m	489	87
Pol1	History	6	12-23 m	-	87
Pol3	C or H <12 months	86	12-23 m	489	87
Pol3	Card	83	12-23 m	-	87

Pol3	Card or History	88	12-23 m	489	87
Pol3	History	5	12-23 m	-	87

## 2012 Serbia Multiple Indicator Cluster Survey 2014

Vaccine	Confirmation method	Coverage	Age cohort	Sample	Cards seen
BCG	C or H <12 months	99	24-35 m	465	87
DTP1	C or H <12 months	90	24-35 m	465	87
DTP3	C or H <12 months	86	24-35 m	465	87
HepB1	C or H <12 months	99	24-35 m	465	87
HepBB	C or H <12 months	99	24-35 m	465	87
Hib1	C or H <12 months	91	24-35 m	465	87
Hib3	C or H <12 months	82	24-35 m	465	87
MCV1	C or H <24 months	93	24-35 m	465	87
Pol1	C or H <12 months	91	24-35 m	465	87
Pol3	C or H <12 months	86	24-35 m	465	87

## 2004 Serbia Multiple Indicator Cluster Survey 2005

Vaccine	Confirmation method	Coverage	Age cohort	Sample	Cards seen
BCG	C or H <12 months	74	18-29 m	782	71
BCG	Card	44	18-29 m	782	71
BCG	Card or History	74	18-29 m	782	71
BCG	History	30	18-29 m	782	71
DTP1	C or H <12 months	97	18-29 m	782	71
DTP1	Card	73	18-29 m	782	71
DTP1	Card or History	98	18-29 m	782	71
DTP1	History	26	18-29 m	782	71
DTP3	C or H <12 months	90	18-29 m	782	71
DTP3	Card	78	18-29 m	782	71
DTP3	Card or History	96	18-29 m	782	71
DTP3	History	18	18-29 m	782	71
MCV1	C or H <12 months	84	18-29 m	782	71
MCV1	Card	64	18-29 m	782	71
MCV1	Card or History	87	18-29 m	782	71
MCV1	History	22	18-29 m	782	71
Pol1	C or H <12 months	95	18-29 m	782	71
Pol1	Card	70	18-29 m	782	71

## Serbia - survey details

Pol1	Card or History	97	18-29 m	782	71
Pol1	History	27	18-29 m	782	71
Pol3	C or H <12 months	88	18-29 m	782	71
Pol3	Card	75	18-29 m	782	71
Pol3	Card or History	94	18-29 m	782	71
Pol3	History	19	18-29 m	782	71

1999 Federal Republic of Yugoslavia, Multiple Indicator Cluster  
Survey II 2000 (excluding Kosovo)

Vaccine	Confirmation method	Coverage	Age cohort	Sample	Cards seen
BCG	C or H <12 months	100	12-23 m	341	76

DTP1	C or H <12 months	98	12-23 m	341	76
DTP3	C or H <12 months	95	12-23 m	341	76
Pol1	C or H <12 months	98	12-23 m	341	76
Pol3	C or H <12 months	98	12-23 m	341	76

1998 Federal Republic of Yugoslavia, Multiple Indicator Cluster  
Survey II 2000 (excluding Kosovo)

Vaccine	Confirmation method	Coverage	Age cohort	Sample	Cards seen
MCV1	Card or History	89	24-35 m	341	76

Further information and estimates for previous years are available at:

<http://www.data.unicef.org/child-health/immunization>

[http://www.who.int/immunization/monitoring\\_surveillance/routine/coverage/en/index4.html](http://www.who.int/immunization/monitoring_surveillance/routine/coverage/en/index4.html)