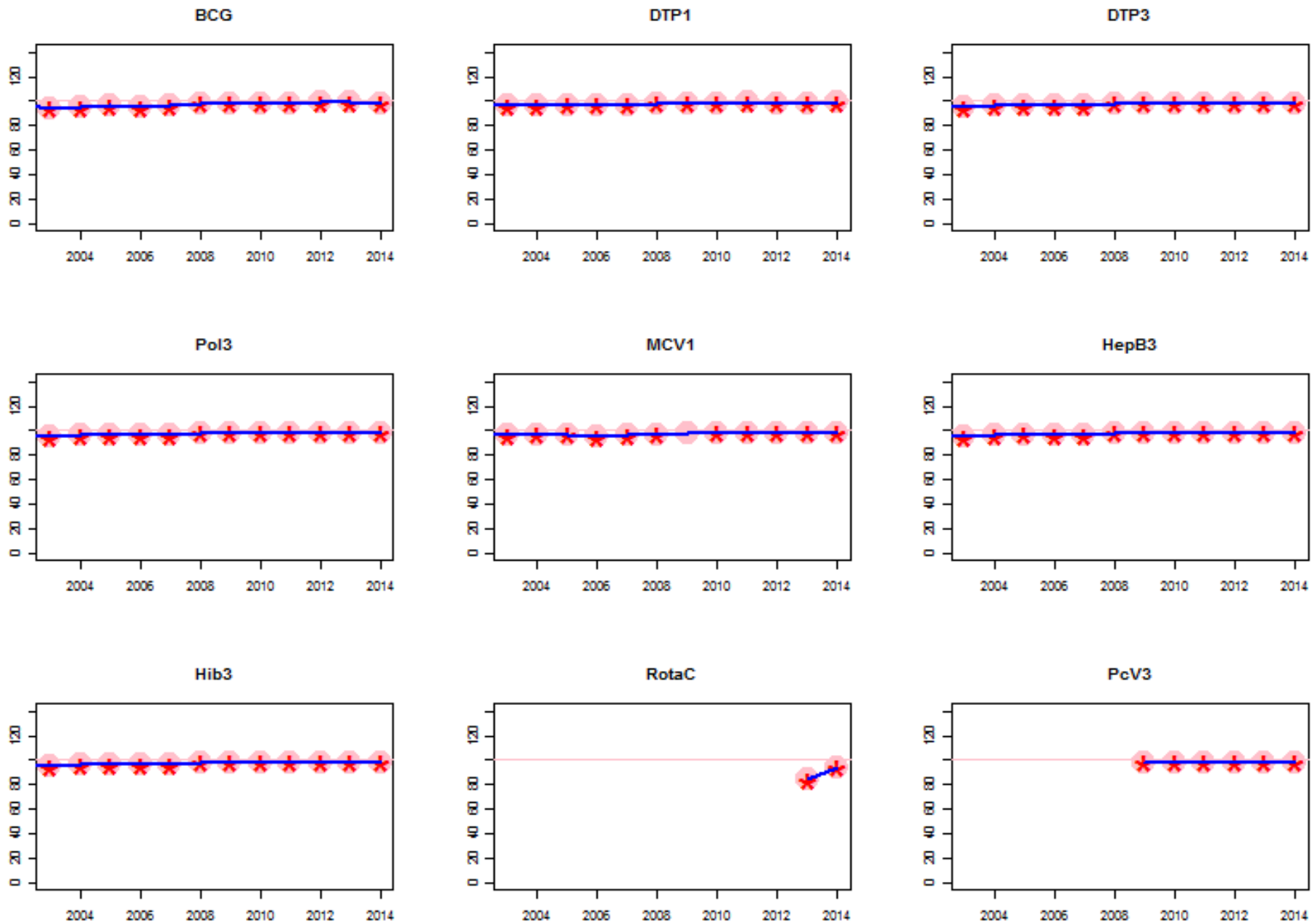
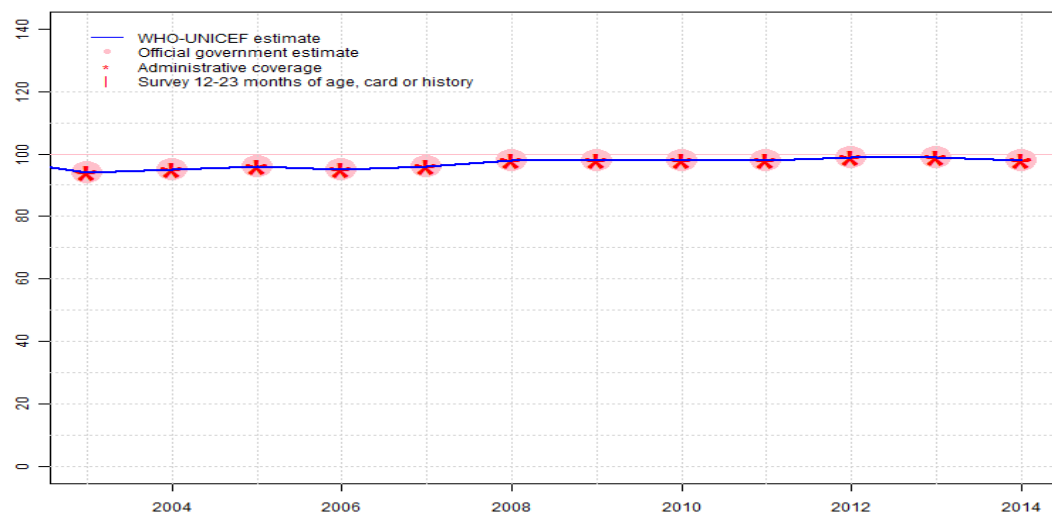


Saudi Arabia: WHO and UNICEF estimates of immunization coverage: 2014 revision



# Saudi Arabia - BCG

SAU - BCG



## Description:

- 2003: Estimate based on coverage reported by national government. GoC=R+
- 2004: Estimate based on coverage reported by national government. GoC=R+
- 2005: Estimate based on coverage reported by national government. GoC=R+
- 2006: Estimate based on coverage reported by national government. GoC=R+
- 2007: Estimate based on coverage reported by national government. GoC=R+
- 2008: Estimate based on coverage reported by national government. GoC=R+
- 2009: Estimate based on coverage reported by national government. GoC=R+
- 2010: Estimate based on coverage reported by national government. GoC=R+
- 2011: Estimate based on coverage reported by national government. GoC=R+
- 2012: Estimate based on coverage reported by national government. GoC=R+
- 2013: Estimate based on coverage reported by national government. GoC=R+
- 2014: Estimate based on coverage reported by national government. No nationally representative household survey within the last 5 years. WHO and UNICEF recommend a high-quality survey to confirm reported levels of coverage. GoC=R+

	2003	2004	2005	2006	2007	2008	2009	2010	2011	2012	2013	2014
Estimate	94	95	96	95	96	98	98	98	98	99	99	98
Estimate GoC	●●	●●	●●	●●	●●	●●	●●	●●	●●	●●	●●	●●
Official	94	95	96	95	96	98	98	98	98	99	99	98
Administrative	94	95	96	95	96	98	98	98	98	99	99	98
Survey	NA	NA	NA	NA	NA	NA	NA	NA	NA	NA	NA	NA

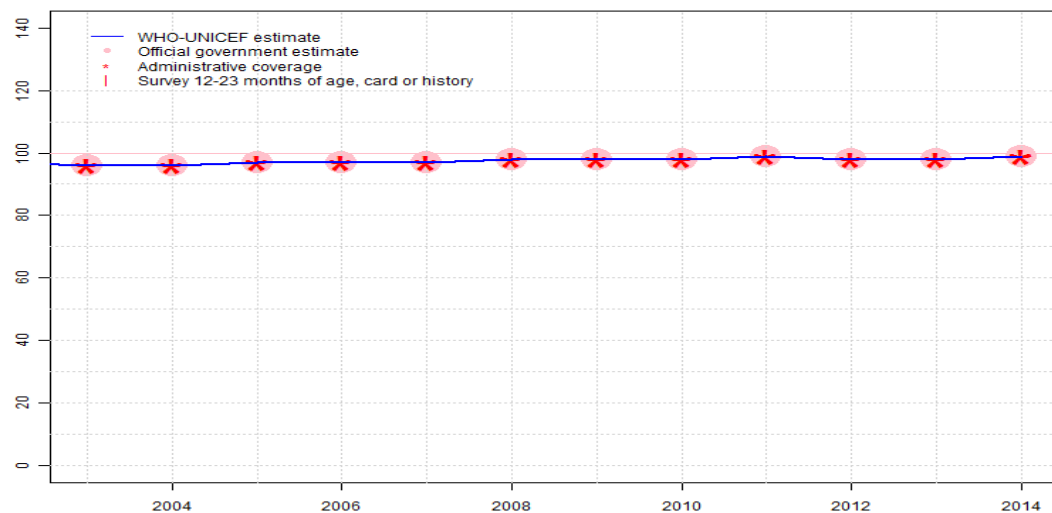
The WHO and UNICEF estimates of national immunization coverage (wuenic) are based on data and information that are of varying, and, in some instances, unknown quality. Beginning with the 2011 revision we describe the grade of confidence (GoC) we have in these estimates. As there is no underlying probability model upon which the estimates are based, we are unable to present classical measures of uncertainty, e.g., confidence intervals. Moreover, we have chosen not to make subjective estimates of plausibility/certainty ranges around the coverage. The GoC reflects the degree of empirical support upon which the estimates are based. It is not a judgment of the quality of data reported by national authorities.

- Estimate is supported by reported data [R+], coverage recalculated with an independent denominator from the World Population Prospects: 2012 revision from the UN Population Division (D+), and at least one supporting survey within 2 years [S+]. While well supported, the estimate still carries a risk of being wrong.
- Estimate is supported by at least one data source; [R+], [S+], or [D+]; and no data source, [R-], [D-], or [S-], challenges the estimate.
- There are no directly supporting data; or data from at least one source; [R-], [D-], [S-]; challenge the estimate.

In all cases these estimates should be used with caution and should be assessed in light of the objective for which they are being used.

# Saudi Arabia - DTP1

SAU - DTP1



## Description:

- 2003: Estimate based on coverage reported by national government. GoC=R+
- 2004: Estimate based on coverage reported by national government. GoC=R+
- 2005: Estimate based on coverage reported by national government. GoC=R+
- 2006: Estimate based on coverage reported by national government. GoC=R+
- 2007: Estimate based on coverage reported by national government. GoC=R+
- 2008: Estimate based on coverage reported by national government. GoC=R+
- 2009: Estimate based on coverage reported by national government. GoC=R+
- 2010: Estimate based on coverage reported by national government. GoC=R+
- 2011: Estimate based on coverage reported by national government. GoC=R+
- 2012: Estimate based on coverage reported by national government. GoC=R+
- 2013: Estimate based on coverage reported by national government. GoC=R+
- 2014: Estimate based on coverage reported by national government. No nationally representative household survey within the last 5 years. WHO and UNICEF recommend a high-quality survey to confirm reported levels of coverage. GoC=R+

	2003	2004	2005	2006	2007	2008	2009	2010	2011	2012	2013	2014
Estimate	96	96	97	97	97	98	98	98	99	98	98	99
Estimate GoC	●●	●●	●●	●●	●●	●●	●●	●●	●●	●●	●●	●●
Official	96	96	97	97	97	98	98	98	99	98	98	99
Administrative	96	96	97	97	97	98	98	98	99	98	98	99
Survey	NA	NA	NA	NA	NA	NA	NA	NA	NA	NA	NA	NA

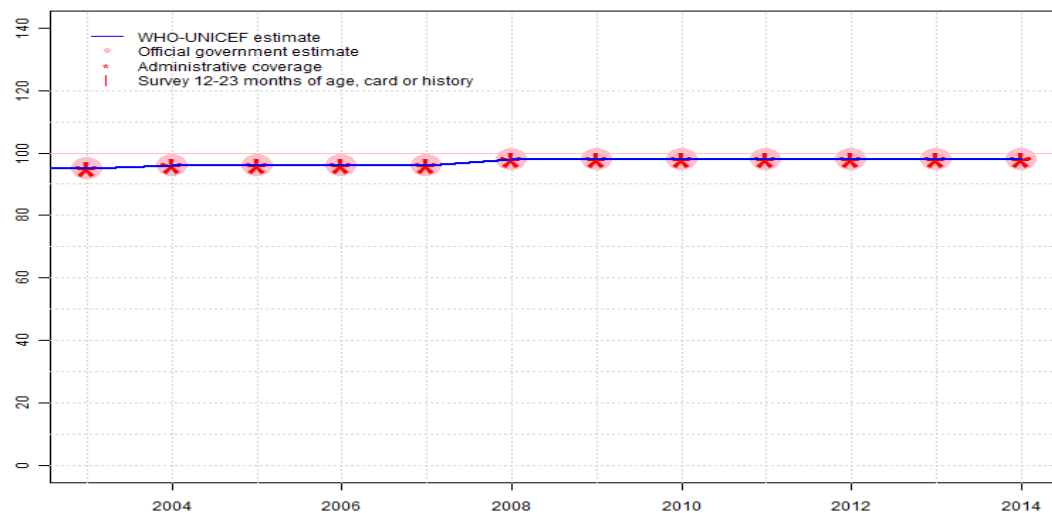
The WHO and UNICEF estimates of national immunization coverage (wuenic) are based on data and information that are of varying, and, in some instances, unknown quality. Beginning with the 2011 revision we describe the grade of confidence (GoC) we have in these estimates. As there is no underlying probability model upon which the estimates are based, we are unable to present classical measures of uncertainty, e.g., confidence intervals. Moreover, we have chosen not to make subjective estimates of plausibility/certainty ranges around the coverage. The GoC reflects the degree of empirical support upon which the estimates are based. It is not a judgment of the quality of data reported by national authorities.

- Estimate is supported by reported data [R+], coverage recalculated with an independent denominator from the World Population Prospects: 2012 revision from the UN Population Division (D+), and at least one supporting survey within 2 years [S+]. While well supported, the estimate still carries a risk of being wrong.
- Estimate is supported by at least one data source; [R+], [S+], or [D+]; and no data source, [R-], [D-], or [S-], challenges the estimate.
- There are no directly supporting data; or data from at least one source; [R-], [D-], [S-]; challenge the estimate.

In all cases these estimates should be used with caution and should be assessed in light of the objective for which they are being used.

# Saudi Arabia - DTP3

SAU - DTP3



## Description:

- 2003: Estimate based on coverage reported by national government. GoC=R+
- 2004: Estimate based on coverage reported by national government. GoC=R+
- 2005: Estimate based on coverage reported by national government. GoC=R+
- 2006: Estimate based on coverage reported by national government. GoC=R+
- 2007: Estimate based on coverage reported by national government. GoC=R+
- 2008: Estimate based on coverage reported by national government. GoC=R+
- 2009: Estimate based on coverage reported by national government. GoC=R+
- 2010: Estimate based on coverage reported by national government. GoC=R+
- 2011: Estimate based on coverage reported by national government. GoC=R+
- 2012: Estimate based on coverage reported by national government. GoC=R+
- 2013: Estimate based on coverage reported by national government. GoC=R+
- 2014: Estimate based on coverage reported by national government. No nationally representative household survey within the last 5 years. WHO and UNICEF recommend a high-quality survey to confirm reported levels of coverage. GoC=R+

	2003	2004	2005	2006	2007	2008	2009	2010	2011	2012	2013	2014
Estimate	95	96	96	96	96	98	98	98	98	98	98	98
Estimate GoC	●●	●●	●●	●●	●●	●●	●●	●●	●●	●●	●●	●●
Official	95	96	96	96	96	98	98	98	98	98	98	98
Administrative	95	96	96	96	96	98	98	98	98	98	98	98
Survey	NA	NA	NA	NA	NA	NA	NA	NA	NA	NA	NA	NA

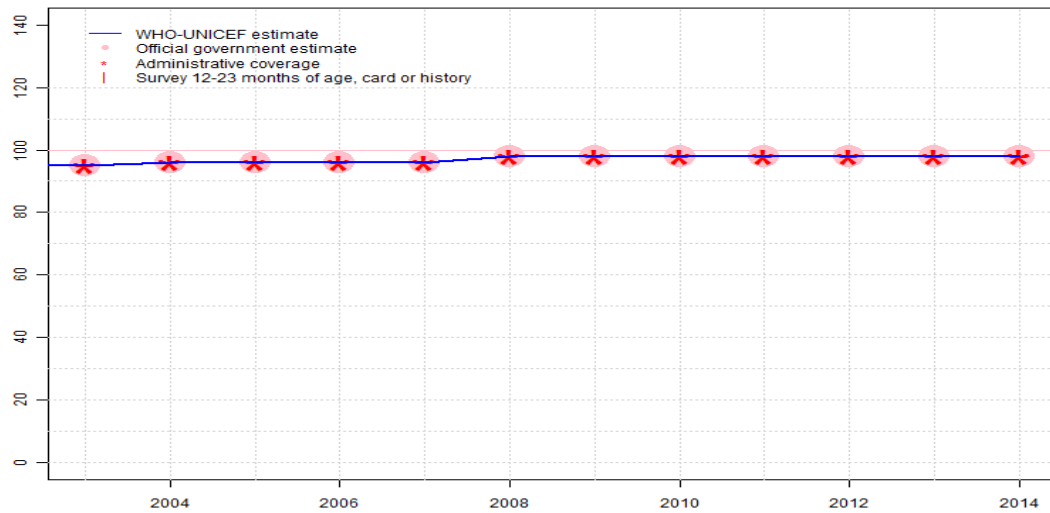
The WHO and UNICEF estimates of national immunization coverage (wuenic) are based on data and information that are of varying, and, in some instances, unknown quality. Beginning with the 2011 revision we describe the grade of confidence (GoC) we have in these estimates. As there is no underlying probability model upon which the estimates are based, we are unable to present classical measures of uncertainty, e.g., confidence intervals. Moreover, we have chosen not to make subjective estimates of plausibility/certainty ranges around the coverage. The GoC reflects the degree of empirical support upon which the estimates are based. It is not a judgment of the quality of data reported by national authorities.

- Estimate is supported by reported data [R+], coverage recalculated with an independent denominator from the World Population Prospects: 2012 revision from the UN Population Division (D+), and at least one supporting survey within 2 years [S+]. While well supported, the estimate still carries a risk of being wrong.
- Estimate is supported by at least one data source; [R+], [S+], or [D+]; and no data source, [R-], [D-], or [S-], challenges the estimate.
- There are no directly supporting data; or data from at least one source; [R-], [D-], [S-]; challenge the estimate.

In all cases these estimates should be used with caution and should be assessed in light of the objective for which they are being used.

# Saudi Arabia - Pol3

SAU - Pol3



## Description:

- 2003: Estimate based on coverage reported by national government. GoC=R+
- 2004: Estimate based on coverage reported by national government. GoC=R+
- 2005: Estimate based on coverage reported by national government. GoC=R+
- 2006: Estimate based on coverage reported by national government. GoC=R+
- 2007: Estimate based on coverage reported by national government. GoC=R+
- 2008: Estimate based on coverage reported by national government. GoC=R+
- 2009: Estimate based on coverage reported by national government. GoC=R+
- 2010: Estimate based on coverage reported by national government. GoC=R+
- 2011: Estimate based on coverage reported by national government. GoC=R+
- 2012: Estimate based on coverage reported by national government. GoC=R+
- 2013: Estimate based on coverage reported by national government. GoC=R+
- 2014: Estimate based on coverage reported by national government. No nationally representative household survey within the last 5 years. WHO and UNICEF recommend a high-quality survey to confirm reported levels of coverage. GoC=R+

	2003	2004	2005	2006	2007	2008	2009	2010	2011	2012	2013	2014
Estimate	95	96	96	96	96	98	98	98	98	98	98	98
Estimate GoC	●●	●●	●●	●●	●●	●●	●●	●●	●●	●●	●●	●●
Official	95	96	96	96	96	98	98	98	98	98	98	98
Administrative	95	96	96	96	96	98	98	98	98	98	98	98
Survey	NA	NA	NA	NA	NA	NA	NA	NA	NA	NA	NA	NA

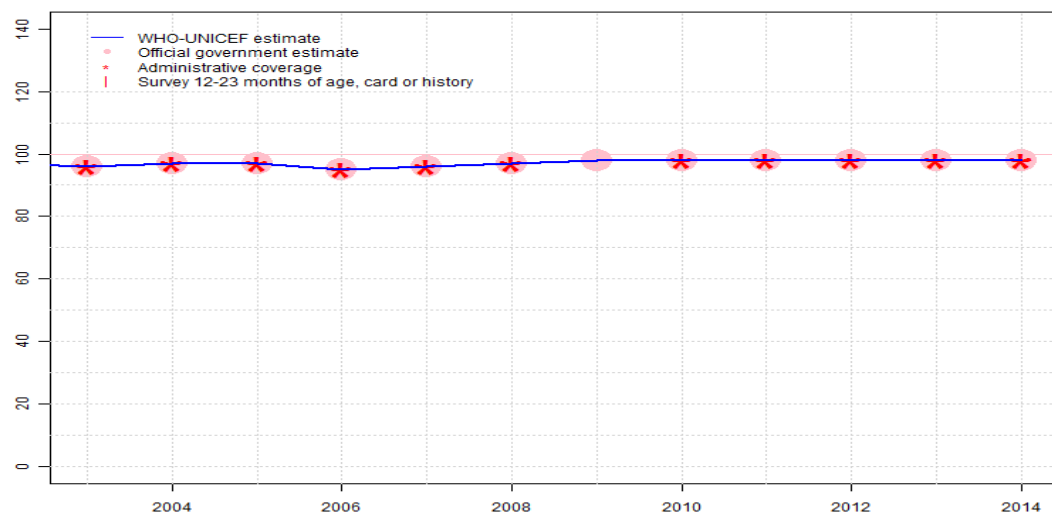
The WHO and UNICEF estimates of national immunization coverage (wuenic) are based on data and information that are of varying, and, in some instances, unknown quality. Beginning with the 2011 revision we describe the grade of confidence (GoC) we have in these estimates. As there is no underlying probability model upon which the estimates are based, we are unable to present classical measures of uncertainty, e.g., confidence intervals. Moreover, we have chosen not to make subjective estimates of plausibility/certainty ranges around the coverage. The GoC reflects the degree of empirical support upon which the estimates are based. It is not a judgment of the quality of data reported by national authorities.

- Estimate is supported by reported data [R+], coverage recalculated with an independent denominator from the World Population Prospects: 2012 revision from the UN Population Division (D+), and at least one supporting survey within 2 years [S+]. While well supported, the estimate still carries a risk of being wrong.
- Estimate is supported by at least one data source; [R+], [S+], or [D+]; and no data source, [R-], [D-], or [S-], challenges the estimate.
- There are no directly supporting data; or data from at least one source; [R-], [D-], [S-]; challenge the estimate.

In all cases these estimates should be used with caution and should be assessed in light of the objective for which they are being used.

# Saudi Arabia - MCV1

SAU - MCV1



## Description:

2003: Estimate based on coverage reported by national government. GoC=R+  
 2004: Estimate based on coverage reported by national government. GoC=R+  
 2005: Estimate based on coverage reported by national government. GoC=R+  
 2006: Estimate based on coverage reported by national government. GoC=R+  
 2007: Estimate based on coverage reported by national government. GoC=R+  
 2008: Estimate based on coverage reported by national government. GoC=R+  
 2009: Estimate based on coverage reported by national government. GoC=R+  
 2010: Estimate based on coverage reported by national government. GoC=R+  
 2011: Estimate based on coverage reported by national government. GoC=R+  
 2012: Estimate based on coverage reported by national government. GoC=R+  
 2013: Estimate based on coverage reported by national government. GoC=R+  
 2014: Estimate based on coverage reported by national government. No nationally representative household survey within the last 5 years. WHO and UNICEF recommend a high-quality survey to confirm reported levels of coverage. GoC=R+

	2003	2004	2005	2006	2007	2008	2009	2010	2011	2012	2013	2014
Estimate	96	97	97	95	96	97	98	98	98	98	98	98
Estimate GoC	●●	●●	●●	●●	●●	●●	●●	●●	●●	●●	●●	●●
Official	96	97	97	95	96	97	98	98	98	98	98	98
Administrative	96	97	97	95	96	97	NA	98	98	98	98	98
Survey	NA	NA	NA	NA	NA	NA	NA	NA	NA	NA	NA	NA

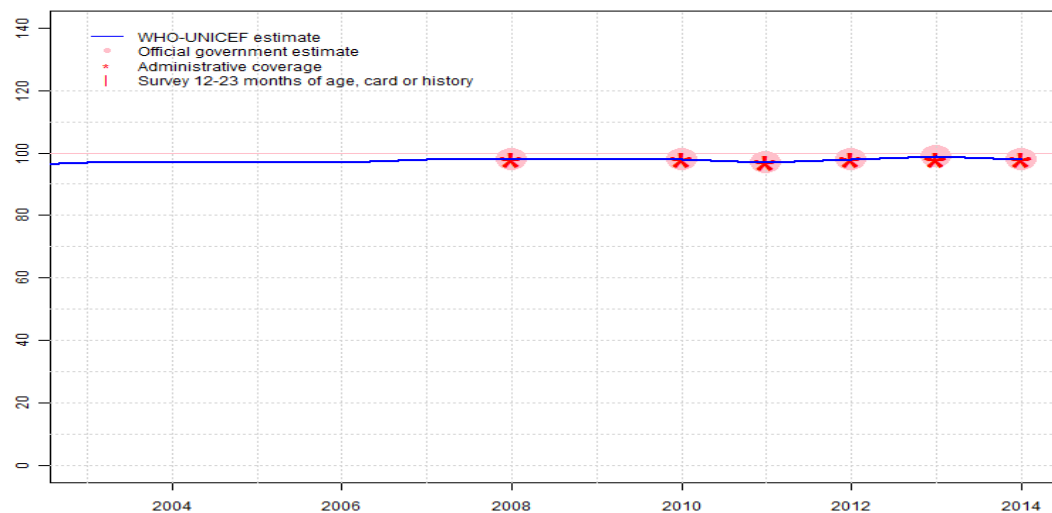
The WHO and UNICEF estimates of national immunization coverage (wuenic) are based on data and information that are of varying, and, in some instances, unknown quality. Beginning with the 2011 revision we describe the grade of confidence (GoC) we have in these estimates. As there is no underlying probability model upon which the estimates are based, we are unable to present classical measures of uncertainty, e.g., confidence intervals. Moreover, we have chosen not to make subjective estimates of plausibility/certainty ranges around the coverage. The GoC reflects the degree of empirical support upon which the estimates are based. It is not a judgment of the quality of data reported by national authorities.

- Estimate is supported by reported data [R+], coverage recalculated with an independent denominator from the World Population Prospects: 2012 revision from the UN Population Division (D+), and at least one supporting survey within 2 years [S+]. While well supported, the estimate still carries a risk of being wrong.
- Estimate is supported by at least one data source; [R+], [S+], or [D+]; and no data source, [R-], [D-], or [S-], challenges the estimate.
- There are no directly supporting data; or data from at least one source; [R-], [D-], [S-]; challenge the estimate.

In all cases these estimates should be used with caution and should be assessed in light of the objective for which they are being used.

# Saudi Arabia - MCV2

SAU - MCV2



	2003	2004	2005	2006	2007	2008	2009	2010	2011	2012	2013	2014
Estimate	97	97	97	97	98	98	98	98	97	98	99	98
Estimate GoC	•	•	•	•	•	••	•	••	••	••	••	••
Official	NA	NA	NA	NA	NA	98	NA	98	97	98	99	98
Administrative	NA	NA	NA	NA	NA	98	NA	98	97	98	98	98
Survey	NA	NA	NA	NA	NA	NA	NA	NA	NA	NA	NA	NA

The WHO and UNICEF estimates of national immunization coverage (wuenic) are based on data and information that are of varying, and, in some instances, unknown quality. Beginning with the 2011 revision we describe the grade of confidence (GoC) we have in these estimates. As there is no underlying probability model upon which the estimates are based, we are unable to present classical measures of uncertainty, e.g., confidence intervals. Moreover, we have chosen not to make subjective estimates of plausibility/certainty ranges around the coverage. The GoC reflects the degree of empirical support upon which the estimates are based. It is not a judgment of the quality of data reported by national authorities.

- Estimate is supported by reported data [R+], coverage recalculated with an independent denominator from the World Population Prospects: 2012 revision from the UN Population Division (D+), and at least one supporting survey within 2 years [S+]. While well supported, the estimate still carries a risk of being wrong.
- Estimate is supported by at least one data source; [R+], [S+], or [D+]; and no data source, [R-], [D-], or [S-], challenges the estimate.
- There are no directly supporting data; or data from at least one source; [R-], [D-], [S-]; challenge the estimate.

In all cases these estimates should be used with caution and should be assessed in light of the objective for which they are being used.

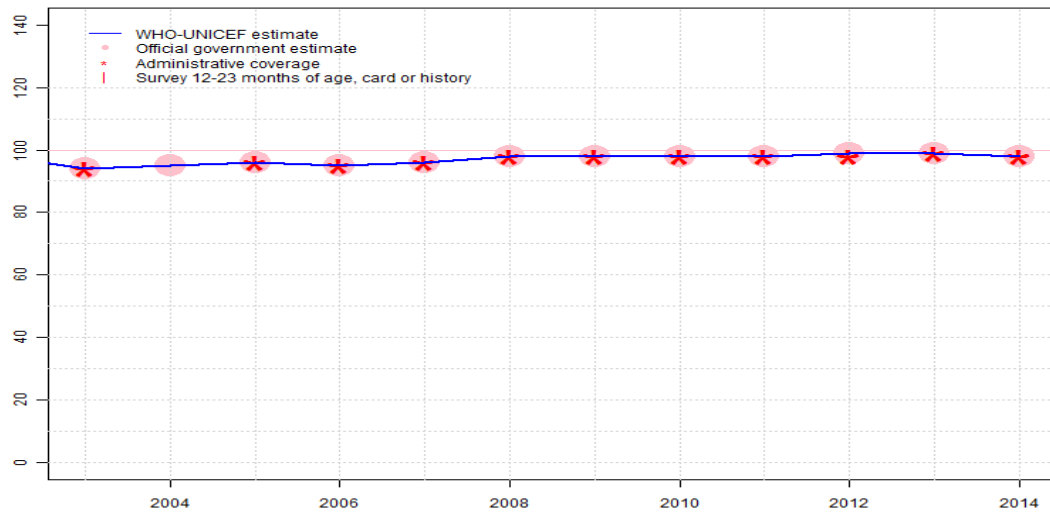
## Description:

Coverage estimates for the second dose of measles containing vaccine are for children by the nationally recommended age.

- 2003: Estimate based on interpolation between reported values. GoC=No accepted empirical data
- 2004: Estimate based on interpolation between reported values. GoC=No accepted empirical data
- 2005: Estimate based on interpolation between reported values. GoC=No accepted empirical data
- 2006: Estimate based on interpolation between reported values. GoC=No accepted empirical data
- 2007: Estimate based on interpolation between reported values. GoC=No accepted empirical data
- 2008: Estimate based on coverage reported by national government. GoC=R+
- 2009: Estimate based on interpolation between reported values. GoC=No accepted empirical data
- 2010: Estimate based on coverage reported by national government. GoC=R+
- 2011: Estimate based on coverage reported by national government. GoC=R+
- 2012: Estimate based on coverage reported by national government. GoC=R+
- 2013: Estimate based on coverage reported by national government. GoC=R+
- 2014: Estimate based on coverage reported by national government. No nationally representative household survey within the last 5 years. WHO and UNICEF recommend a high-quality survey to confirm reported levels of coverage. GoC=R+

# Saudi Arabia - HepBB

SAU - HepBB



## Description:

- 2003: Estimate based on coverage reported by national government. GoC=R+
- 2004: Estimate based on coverage reported by national government. GoC=R+
- 2005: Estimate based on coverage reported by national government. GoC=R+
- 2006: Estimate based on coverage reported by national government. GoC=R+
- 2007: Estimate based on coverage reported by national government. GoC=R+
- 2008: Estimate based on coverage reported by national government. GoC=R+
- 2009: Estimate based on coverage reported by national government. GoC=R+
- 2010: Estimate based on coverage reported by national government. GoC=R+
- 2011: Estimate based on coverage reported by national government. GoC=R+
- 2012: Estimate based on coverage reported by national government. GoC=R+
- 2013: Estimate based on coverage reported by national government. GoC=R+
- 2014: Estimate based on coverage reported by national government. No nationally representative household survey within the last 5 years. WHO and UNICEF recommend a high-quality survey to confirm reported levels of coverage. GoC=R+

	2003	2004	2005	2006	2007	2008	2009	2010	2011	2012	2013	2014
Estimate	94	95	96	95	96	98	98	98	98	99	99	98
Estimate GoC	●●	●●	●●	●●	●●	●●	●●	●●	●●	●●	●●	●●
Official	94	95	96	95	96	98	98	98	98	99	99	98
Administrative	94	NA	96	95	96	98	98	98	98	98	99	98
Survey	NA	NA	NA	NA	NA	NA	NA	NA	NA	NA	NA	NA

The WHO and UNICEF estimates of national immunization coverage (wuenic) are based on data and information that are of varying, and, in some instances, unknown quality. Beginning with the 2011 revision we describe the grade of confidence (GoC) we have in these estimates. As there is no underlying probability model upon which the estimates are based, we are unable to present classical measures of uncertainty, e.g., confidence intervals. Moreover, we have chosen not to make subjective estimates of plausibility/certainty ranges around the coverage. The GoC reflects the degree of empirical support upon which the estimates are based. It is not a judgment of the quality of data reported by national authorities.

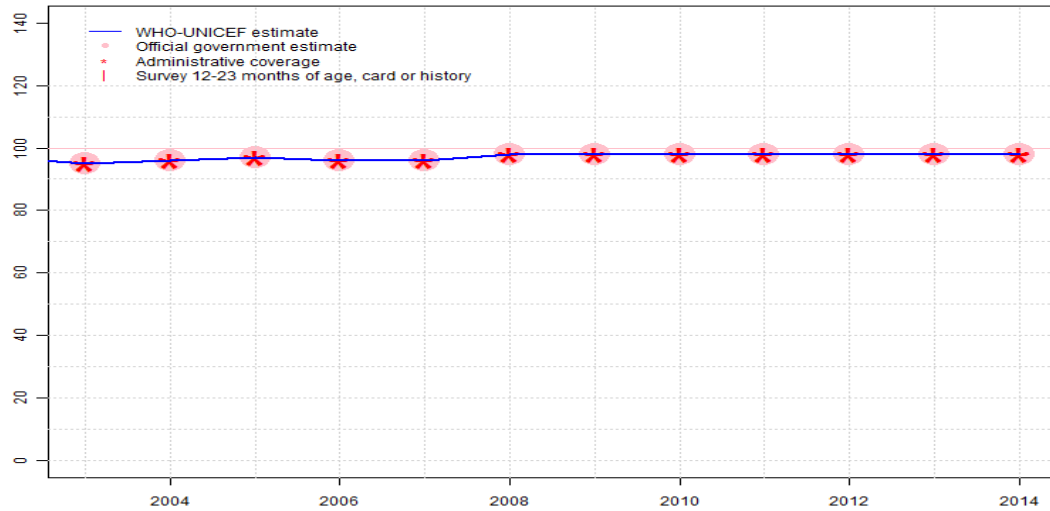
- Estimate is supported by reported data [R+], coverage recalculated with an independent denominator from the World Population Prospects: 2012 revision from the UN Population Division (D+), and at least one supporting survey within 2 years [S+]. While well supported, the estimate still carries a risk of being wrong.
- Estimate is supported by at least one data source; [R+], [S+], or [D+]; and no data source, [R-], [D-], or [S-], challenges the estimate.
- There are no directly supporting data; or data from at least one source; [R-], [D-], [S-]; challenge the estimate.

In all cases these estimates should be used with caution and should be assessed in light of the objective for which they are being used.



# Saudi Arabia - HepB3

SAU - HepB3



## Description:

- 2003: Estimate based on coverage reported by national government. GoC=R+
- 2004: Estimate based on coverage reported by national government. GoC=R+
- 2005: Estimate based on coverage reported by national government. GoC=R+
- 2006: Estimate based on coverage reported by national government. GoC=R+
- 2007: Estimate based on coverage reported by national government. GoC=R+
- 2008: Estimate based on coverage reported by national government. GoC=R+
- 2009: Estimate based on coverage reported by national government. GoC=R+
- 2010: Estimate based on coverage reported by national government. GoC=R+
- 2011: Estimate based on coverage reported by national government. GoC=R+
- 2012: Estimate based on coverage reported by national government. GoC=R+
- 2013: Estimate based on coverage reported by national government. GoC=R+
- 2014: Estimate based on coverage reported by national government. No nationally representative household survey within the last 5 years. WHO and UNICEF recommend a high-quality survey to confirm reported levels of coverage. GoC=R+

	2003	2004	2005	2006	2007	2008	2009	2010	2011	2012	2013	2014
Estimate	95	96	97	96	96	98	98	98	98	98	98	98
Estimate GoC	●●	●●	●●	●●	●●	●●	●●	●●	●●	●●	●●	●●
Official	95	96	97	96	96	98	98	98	98	98	98	98
Administrative	95	96	97	96	96	98	98	98	98	98	98	98
Survey	NA	NA	NA	NA	NA	NA	NA	NA	NA	NA	NA	NA

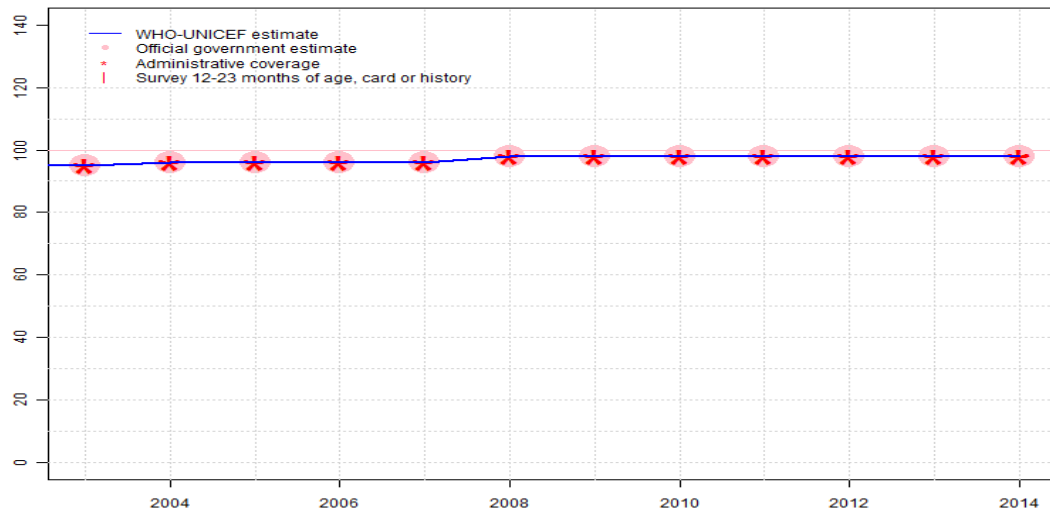
The WHO and UNICEF estimates of national immunization coverage (wuenic) are based on data and information that are of varying, and, in some instances, unknown quality. Beginning with the 2011 revision we describe the grade of confidence (GoC) we have in these estimates. As there is no underlying probability model upon which the estimates are based, we are unable to present classical measures of uncertainty, e.g., confidence intervals. Moreover, we have chosen not to make subjective estimates of plausibility/certainty ranges around the coverage. The GoC reflects the degree of empirical support upon which the estimates are based. It is not a judgment of the quality of data reported by national authorities.

- Estimate is supported by reported data [R+], coverage recalculated with an independent denominator from the World Population Prospects: 2012 revision from the UN Population Division (D+), and at least one supporting survey within 2 years [S+]. While well supported, the estimate still carries a risk of being wrong.
- Estimate is supported by at least one data source; [R+], [S+], or [D+]; and no data source, [R-], [D-], or [S-], challenges the estimate.
- There are no directly supporting data; or data from at least one source; [R-], [D-], [S-]; challenge the estimate.

In all cases these estimates should be used with caution and should be assessed in light of the objective for which they are being used.

# Saudi Arabia - Hib3

SAU - Hib3



## Description:

2003: Estimate based on coverage reported by national government. GoC=R+  
 2004: Estimate based on coverage reported by national government. GoC=R+  
 2005: Estimate based on coverage reported by national government. GoC=R+  
 2006: Estimate based on coverage reported by national government. GoC=R+  
 2007: Estimate based on coverage reported by national government. GoC=R+  
 2008: Estimate based on coverage reported by national government. GoC=R+  
 2009: Estimate based on coverage reported by national government. GoC=R+  
 2010: Estimate based on coverage reported by national government. GoC=R+  
 2011: Estimate based on coverage reported by national government. GoC=R+  
 2012: Estimate based on coverage reported by national government. GoC=R+  
 2013: Estimate based on coverage reported by national government. GoC=R+  
 2014: Estimate based on coverage reported by national government. No nationally representative household survey within the last 5 years. WHO and UNICEF recommend a high-quality survey to confirm reported levels of coverage. GoC=R+

	2003	2004	2005	2006	2007	2008	2009	2010	2011	2012	2013	2014
Estimate	95	96	96	96	96	98	98	98	98	98	98	98
Estimate GoC	●●	●●	●●	●●	●●	●●	●●	●●	●●	●●	●●	●●
Official	95	96	96	96	96	98	98	98	98	98	98	98
Administrative	95	96	96	96	96	98	98	98	98	98	98	98
Survey	NA	NA	NA	NA	NA	NA	NA	NA	NA	NA	NA	NA

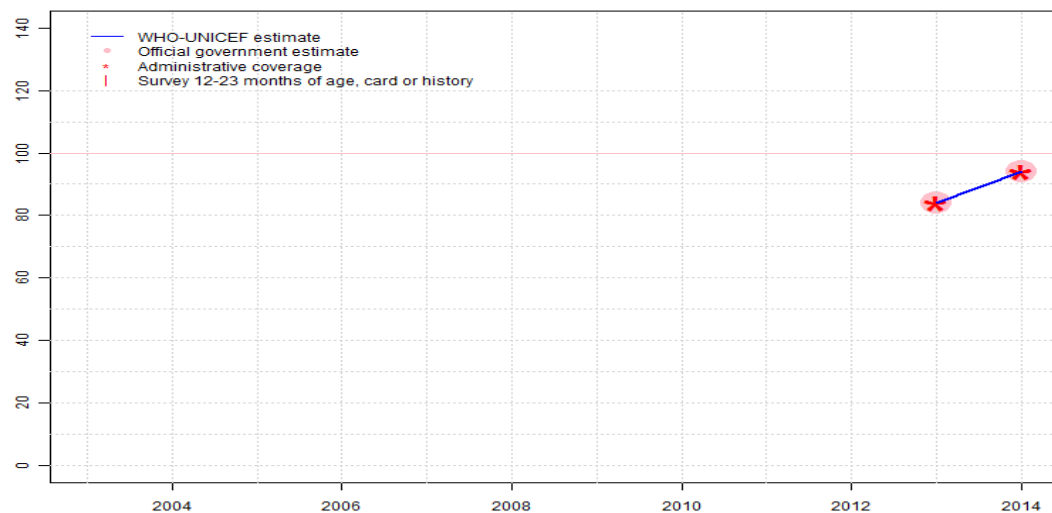
The WHO and UNICEF estimates of national immunization coverage (wuenic) are based on data and information that are of varying, and, in some instances, unknown quality. Beginning with the 2011 revision we describe the grade of confidence (GoC) we have in these estimates. As there is no underlying probability model upon which the estimates are based, we are unable to present classical measures of uncertainty, e.g., confidence intervals. Moreover, we have chosen not to make subjective estimates of plausibility/certainty ranges around the coverage. The GoC reflects the degree of empirical support upon which the estimates are based. It is not a judgment of the quality of data reported by national authorities.

- Estimate is supported by reported data [R+], coverage recalculated with an independent denominator from the World Population Prospects: 2012 revision from the UN Population Division (D+), and at least one supporting survey within 2 years [S+]. While well supported, the estimate still carries a risk of being wrong.
- Estimate is supported by at least one data source; [R+], [S+], or [D+]; and no data source, [R-], [D-], or [S-], challenges the estimate.
- There are no directly supporting data; or data from at least one source; [R-], [D-], [S-]; challenge the estimate.

In all cases these estimates should be used with caution and should be assessed in light of the objective for which they are being used.

# Saudi Arabia - RotaC

SAU - RotaC



	2003	2004	2005	2006	2007	2008	2009	2010	2011	2012	2013	2014
Estimate	NA	NA	NA	NA	NA	NA	NA	NA	NA	NA	84	94
Estimate GoC	NA	NA	NA	NA	NA	NA	NA	NA	NA	NA	●●	●●
Official	NA	NA	NA	NA	NA	NA	NA	NA	NA	NA	84	94
Administrative	NA	NA	NA	NA	NA	NA	NA	NA	NA	NA	84	94
Survey	NA	NA	NA	NA	NA	NA	NA	NA	NA	NA	NA	NA

The WHO and UNICEF estimates of national immunization coverage (wuenic) are based on data and information that are of varying, and, in some instances, unknown quality. Beginning with the 2011 revision we describe the grade of confidence (GoC) we have in these estimates. As there is no underlying probability model upon which the estimates are based, we are unable to present classical measures of uncertainty, e.g., confidence intervals. Moreover, we have chosen not to make subjective estimates of plausibility/certainty ranges around the coverage. The GoC reflects the degree of empirical support upon which the estimates are based. It is not a judgment of the quality of data reported by national authorities.

- Estimate is supported by reported data [R+], coverage recalculated with an independent denominator from the World Population Prospects: 2012 revision from the UN Population Division (D+), and at least one supporting survey within 2 years [S+]. While well supported, the estimate still carries a risk of being wrong.
- Estimate is supported by at least one data source; [R+], [S+], or [D+]; and no data source, [R-], [D-], or [S-], challenges the estimate.
- There are no directly supporting data; or data from at least one source; [R-], [D-], [S-]; challenge the estimate.

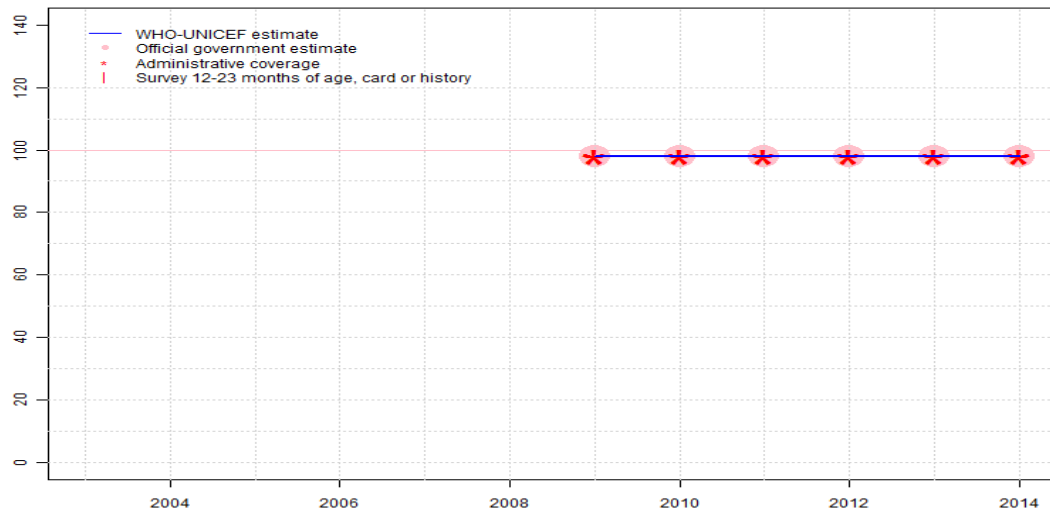
In all cases these estimates should be used with caution and should be assessed in light of the objective for which they are being used.

## Description:

- 2013: Estimate based on coverage reported by national government. Rota vaccine introduced in January 2013. GoC=R+
- 2014: Estimate based on coverage reported by national government. No nationally representative household survey within the last 5 years. WHO and UNICEF recommend a high-quality survey to confirm reported levels of coverage. GoC=R+

# Saudi Arabia - PcV3

SAU - PcV3



	2003	2004	2005	2006	2007	2008	2009	2010	2011	2012	2013	2014
Estimate	NA	NA	NA	NA	NA	NA	98	98	98	98	98	98
Estimate GoC	NA	NA	NA	NA	NA	NA	●●	●●	●●	●●	●●	●●
Official	NA	NA	NA	NA	NA	NA	98	98	98	98	98	98
Administrative	NA	NA	NA	NA	NA	NA	98	98	98	98	98	98
Survey	NA	NA	NA	NA	NA	NA	NA	NA	NA	NA	NA	NA

The WHO and UNICEF estimates of national immunization coverage (wuenic) are based on data and information that are of varying, and, in some instances, unknown quality. Beginning with the 2011 revision we describe the grade of confidence (GoC) we have in these estimates. As there is no underlying probability model upon which the estimates are based, we are unable to present classical measures of uncertainty, e.g., confidence intervals. Moreover, we have chosen not to make subjective estimates of plausibility/certainty ranges around the coverage. The GoC reflects the degree of empirical support upon which the estimates are based. It is not a judgment of the quality of data reported by national authorities.

- Estimate is supported by reported data [R+], coverage recalculated with an independent denominator from the World Population Prospects: 2012 revision from the UN Population Division (D+), and at least one supporting survey within 2 years [S+]. While well supported, the estimate still carries a risk of being wrong.
- Estimate is supported by at least one data source; [R+], [S+], or [D+]; and no data source, [R-], [D-], or [S-], challenges the estimate.
- There are no directly supporting data; or data from at least one source; [R-], [D-], [S-]; challenge the estimate.

In all cases these estimates should be used with caution and should be assessed in light of the objective for which they are being used.

## Description:

2009: Estimate based on coverage reported by national government. GoC=R+  
 2010: Estimate based on coverage reported by national government. GoC=R+  
 2011: Estimate based on coverage reported by national government. GoC=R+  
 2012: Estimate based on coverage reported by national government. GoC=R+  
 2013: Estimate based on coverage reported by national government. GoC=R+  
 2014: Estimate based on coverage reported by national government. No nationally representative household survey within the last 5 years. WHO and UNICEF recommend a high-quality survey to confirm reported levels of coverage. GoC=R+

Further information and estimates for previous years are available at:

<http://www.data.unicef.org/child-health/immunization>

[http://www.who.int/immunization/monitoring\\_surveillance/routine/coverage/en/index4.html](http://www.who.int/immunization/monitoring_surveillance/routine/coverage/en/index4.html)