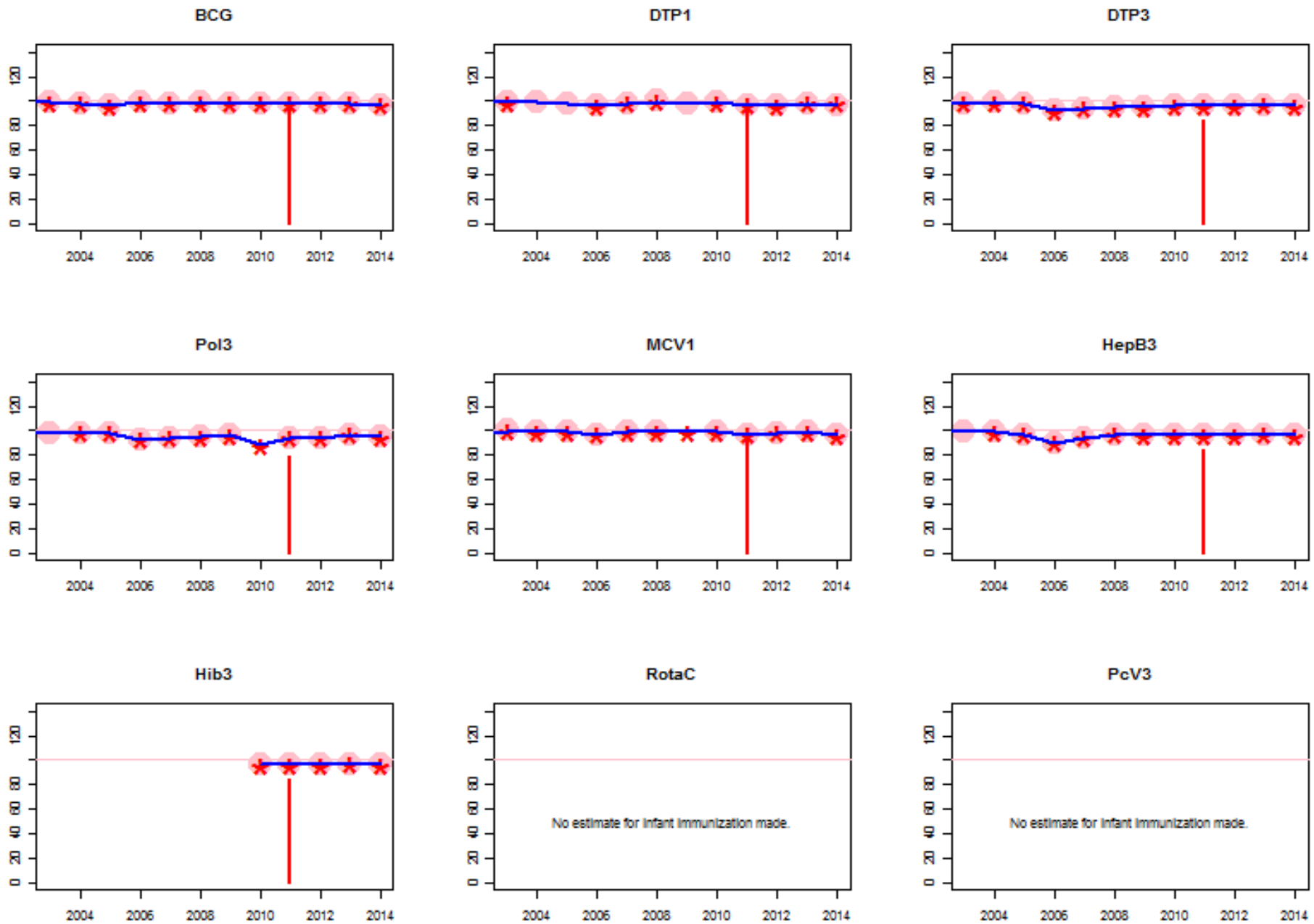
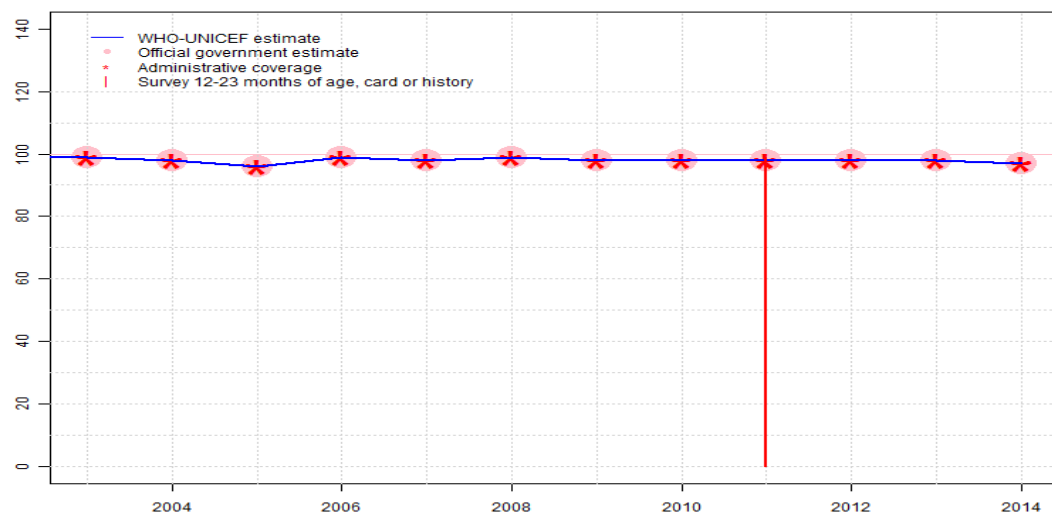


Kyrgyzstan: WHO and UNICEF estimates of immunization coverage: 2014 revision



# Kyrgyzstan - BCG

KGZ - BCG



	2003	2004	2005	2006	2007	2008	2009	2010	2011	2012	2013	2014
Estimate	99	98	96	99	98	99	98	98	98	98	98	97
Estimate GoC	●●	●●	●●	●●	●●	●●	●●●	●●●	●●●	●●●	●●●	●●
Official	99	98	96	99	98	99	98	98	98	98	98	97
Administrative	99	98	96	99	98	99	98	98	98	98	98	97
Survey	NA	NA	NA	NA	NA	NA	NA	NA	99	NA	NA	NA

The WHO and UNICEF estimates of national immunization coverage (wuenic) are based on data and information that are of varying, and, in some instances, unknown quality. Beginning with the 2011 revision we describe the grade of confidence (GoC) we have in these estimates. As there is no underlying probability model upon which the estimates are based, we are unable to present classical measures of uncertainty, e.g., confidence intervals. Moreover, we have chosen not to make subjective estimates of plausibility/certainty ranges around the coverage. The GoC reflects the degree of empirical support upon which the estimates are based. It is not a judgment of the quality of data reported by national authorities.

- Estimate is supported by reported data [R+], coverage recalculated with an independent denominator from the World Population Prospects: 2012 revision from the UN Population Division (D+), and at least one supporting survey within 2 years [S+]. While well supported, the estimate still carries a risk of being wrong.
- Estimate is supported by at least one data source; [R+], [S+], or [D+]; and no data source, [R-], [D-], or [S-], challenges the estimate.
- There are no directly supporting data; or data from at least one source; [R-], [D-], [S-]; challenge the estimate.

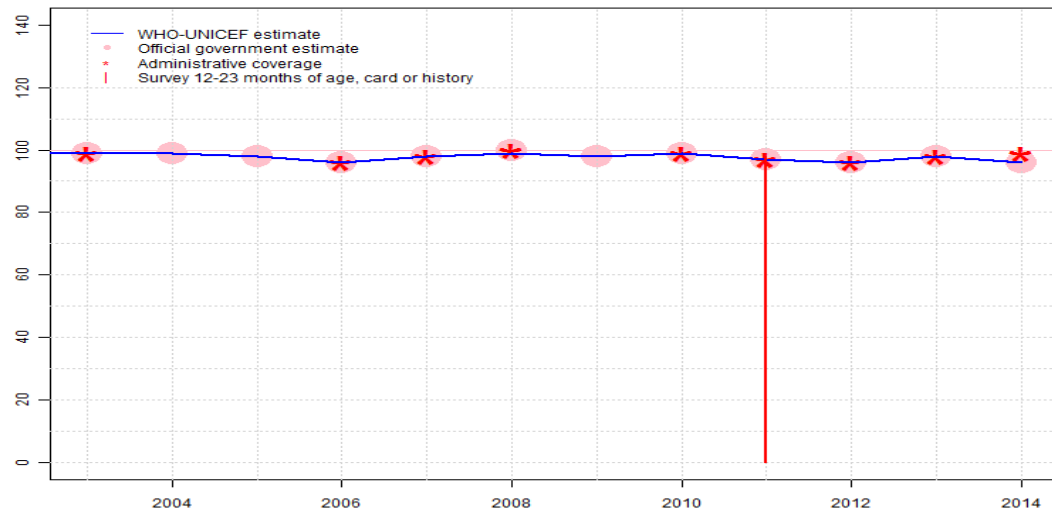
In all cases these estimates should be used with caution and should be assessed in light of the objective for which they are being used.

## Description:

- 2003: Estimate based on coverage reported by national government. GoC=R+ D+
- 2004: Estimate based on coverage reported by national government. GoC=R+ D+
- 2005: Estimate based on coverage reported by national government. GoC=R+ D+
- 2006: Estimate based on coverage reported by national government. GoC=R+ D+
- 2007: Estimate based on coverage reported by national government. GoC=R+ D+
- 2008: Estimate based on coverage reported by national government. GoC=R+ D+
- 2009: Estimate based on coverage reported by national government. GoC=R+ S+ D+
- 2010: Estimate based on coverage reported by national government. GoC=R+ S+ D+
- 2011: Estimate based on coverage reported by national government supported by survey. Survey evidence of 99 percent based on 1 survey(s). GoC=R+ S+ D+
- 2012: Estimate based on coverage reported by national government. GoC=R+ S+ D+
- 2013: Estimate based on coverage reported by national government. Reported coverage levels may be over estimated due to differences in target population estimates between medical organizations and National Statistical Committee partly due to migration. GoC=R+ S+ D+
- 2014: Estimate based on coverage reported by national government. GoC=R+ D+

# Kyrgyzstan - DTP1

KGZ - DTP1



	2003	2004	2005	2006	2007	2008	2009	2010	2011	2012	2013	2014
Estimate	99	99	98	96	98	100	98	99	97	96	98	96
Estimate GoC	••	••	••	••	••	••	•	•••	•••	•••	•••	••
Official	99	99	98	96	98	100	98	99	97	96	98	96
Administrative	99	NA	NA	96	98	100	NA	99	97	96	98	99
Survey	NA	NA	NA	NA	NA	NA	NA	NA	98	NA	NA	NA

The WHO and UNICEF estimates of national immunization coverage (wuenic) are based on data and information that are of varying, and, in some instances, unknown quality. Beginning with the 2011 revision we describe the grade of confidence (GoC) we have in these estimates. As there is no underlying probability model upon which the estimates are based, we are unable to present classical measures of uncertainty, e.g., confidence intervals. Moreover, we have chosen not to make subjective estimates of plausibility/certainty ranges around the coverage. The GoC reflects the degree of empirical support upon which the estimates are based. It is not a judgment of the quality of data reported by national authorities.

- Estimate is supported by reported data [R+], coverage recalculated with an independent denominator from the World Population Prospects: 2012 revision from the UN Population Division (D+), and at least one supporting survey within 2 years [S+]. While well supported, the estimate still carries a risk of being wrong.
- Estimate is supported by at least one data source; [R+], [S+], or [D+]; and no data source, [R-], [D-], or [S-], challenges the estimate.
- There are no directly supporting data; or data from at least one source; [R-], [D-], [S-]; challenge the estimate.

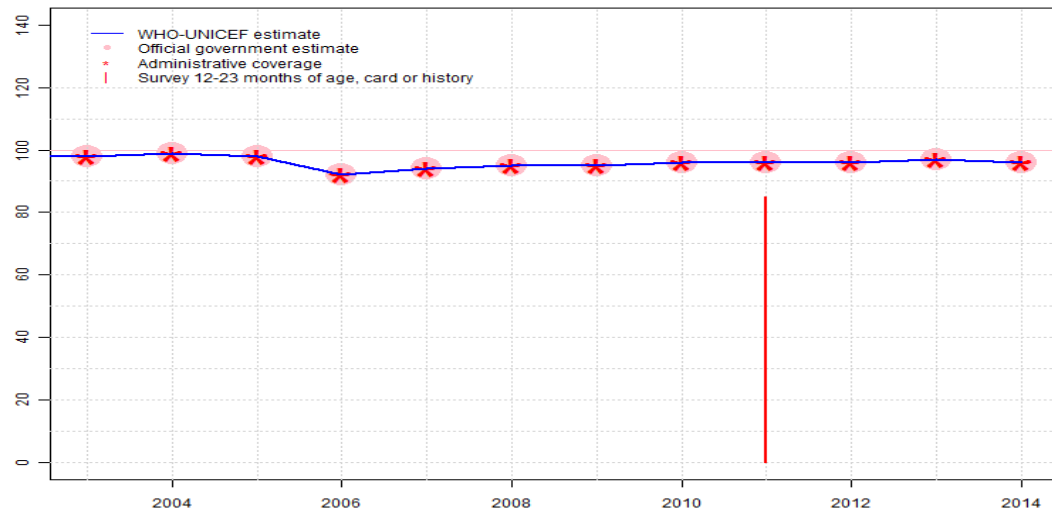
In all cases these estimates should be used with caution and should be assessed in light of the objective for which they are being used.

## Description:

- 2003: Estimate based on coverage reported by national government. GoC=R+ D+
- 2004: Estimate based on coverage reported by national government. GoC=R+ D+
- 2005: Estimate based on coverage reported by national government. GoC=R+ D+
- 2006: Estimate based on coverage reported by national government. GoC=R+ D+
- 2007: Estimate based on coverage reported by national government. GoC=R+ D+
- 2008: Estimate based on coverage reported by national government. GoC=R+ D+
- 2009: Estimate based on coverage reported by national government. Estimate challenged by: D-
- 2010: Estimate based on coverage reported by national government. GoC=R+ S+ D+
- 2011: Estimate based on coverage reported by national government supported by survey. Survey evidence of 98 percent based on 1 survey(s). GoC=R+ S+ D+
- 2012: Estimate based on coverage reported by national government. GoC=R+ S+ D+
- 2013: Estimate based on coverage reported by national government. Reported coverage levels may be over estimated due to differences in target population estimates between medical organizations and National Statistical Committee partly due to migration. GoC=R+ S+ D+
- 2014: Estimate based on coverage reported by national government. GoC=R+ D+

# Kyrgyzstan - DTP3

KGZ - DTP3



	2003	2004	2005	2006	2007	2008	2009	2010	2011	2012	2013	2014
Estimate	98	99	98	92	94	95	95	96	96	96	97	96
Estimate GoC	●●	●●	●●	●●	●●	●●	●●●	●●●	●●●	●●●	●●●	●●
Official	98	99	98	92	94	95	95	96	96	96	97	96
Administrative	98	99	98	92	94	95	95	96	96	96	97	96
Survey	NA	NA	NA	NA	NA	NA	NA	NA	85	NA	NA	NA

The WHO and UNICEF estimates of national immunization coverage (wuenic) are based on data and information that are of varying, and, in some instances, unknown quality. Beginning with the 2011 revision we describe the grade of confidence (GoC) we have in these estimates. As there is no underlying probability model upon which the estimates are based, we are unable to present classical measures of uncertainty, e.g., confidence intervals. Moreover, we have chosen not to make subjective estimates of plausibility/certainty ranges around the coverage. The GoC reflects the degree of empirical support upon which the estimates are based. It is not a judgment of the quality of data reported by national authorities.

- Estimate is supported by reported data [R+], coverage recalculated with an independent denominator from the World Population Prospects: 2012 revision from the UN Population Division (D+), and at least one supporting survey within 2 years [S+]. While well supported, the estimate still carries a risk of being wrong.
- Estimate is supported by at least one data source; [R+], [S+], or [D+]; and no data source, [R-], [D-], or [S-], challenges the estimate.
- There are no directly supporting data; or data from at least one source; [R-], [D-], [S-]; challenge the estimate.

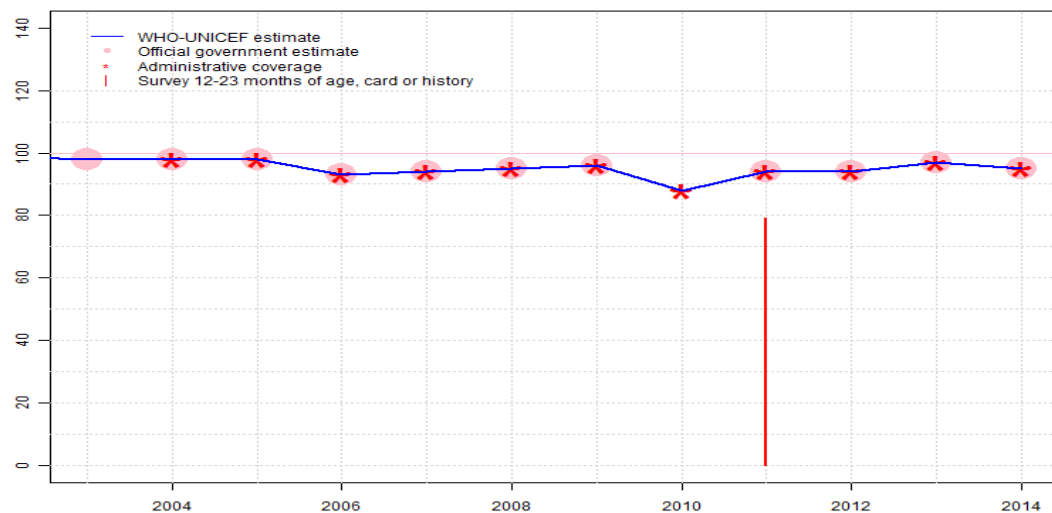
In all cases these estimates should be used with caution and should be assessed in light of the objective for which they are being used.

## Description:

- 2003: Estimate based on coverage reported by national government. GoC=R+ D+
- 2004: Estimate based on coverage reported by national government. GoC=R+ D+
- 2005: Estimate based on coverage reported by national government. GoC=R+ D+
- 2006: Estimate based on coverage reported by national government. GoC=R+ D+
- 2007: Estimate based on coverage reported by national government. GoC=R+ D+
- 2008: Estimate based on coverage reported by national government. GoC=R+ D+
- 2009: Estimate based on coverage reported by national government. GoC=R+ S+ D+
- 2010: Estimate based on coverage reported by national government. GoC=R+ S+ D+
- 2011: Estimate based on coverage reported by national government supported by survey. Survey evidence of 91 percent based on 1 survey(s). Kyrgyz Demographic and Health Survey 2012 card or history results of 85 percent modified for recall bias to 91 percent based on 1st dose card or history coverage of 98 percent, 1st dose card only coverage of 86 percent and 3d dose card only coverage of 80 percent. GoC=R+ S+ D+
- 2012: Estimate based on coverage reported by national government. GoC=R+ S+ D+
- 2013: Estimate based on coverage reported by national government. Reported coverage levels may be over estimated due to differences in target population estimates between medical organizations and National Statistical Committee partly due to migration. GoC=R+ S+ D+
- 2014: Estimate based on coverage reported by national government. GoC=R+ D+

# Kyrgyzstan - Pol3

KGZ - Pol3



	2003	2004	2005	2006	2007	2008	2009	2010	2011	2012	2013	2014
Estimate	98	98	98	93	94	95	96	88	94	94	97	95
Estimate GoC	●●	●●	●●	●●	●●	●●	●●●	●●●	●●●	●●●	●●	●●
Official	98	98	98	93	94	95	96	NA	94	94	97	95
Administrative	NA	98	98	93	94	95	96	88	94	94	97	95
Survey	NA	NA	NA	NA	NA	NA	NA	NA	79	NA	NA	NA

The WHO and UNICEF estimates of national immunization coverage (wuenic) are based on data and information that are of varying, and, in some instances, unknown quality. Beginning with the 2011 revision we describe the grade of confidence (GoC) we have in these estimates. As there is no underlying probability model upon which the estimates are based, we are unable to present classical measures of uncertainty, e.g., confidence intervals. Moreover, we have chosen not to make subjective estimates of plausibility/certainty ranges around the coverage. The GoC reflects the degree of empirical support upon which the estimates are based. It is not a judgment of the quality of data reported by national authorities.

- Estimate is supported by reported data [R+], coverage recalculated with an independent denominator from the World Population Prospects: 2012 revision from the UN Population Division (D+), and at least one supporting survey within 2 years [S+]. While well supported, the estimate still carries a risk of being wrong.
- Estimate is supported by at least one data source; [R+], [S+], or [D+]; and no data source, [R-], [D-], or [S-], challenges the estimate.
- There are no directly supporting data; or data from at least one source; [R-], [D-], [S-]; challenge the estimate.

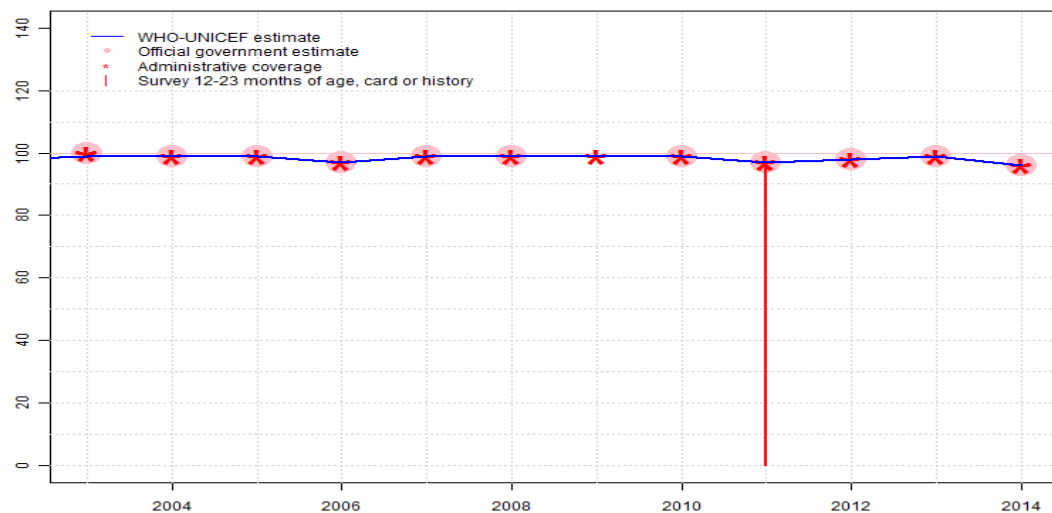
In all cases these estimates should be used with caution and should be assessed in light of the objective for which they are being used.

## Description:

- 2003: Estimate based on coverage reported by national government. GoC=R+  
 2004: Estimate based on coverage reported by national government. GoC=R+ D+  
 2005: Estimate based on coverage reported by national government. GoC=R+ D+  
 2006: Estimate based on coverage reported by national government. GoC=R+ D+  
 2007: Estimate based on coverage reported by national government. GoC=R+ D+  
 2008: Estimate based on coverage reported by national government. GoC=R+ D+  
 2009: Estimate based on coverage reported by national government. GoC=R+ S+ D+  
 2010: Estimate based on reported administrative data. Decline in coverage attributable to vaccine shortage of one month. GoC=R+ S+ D+  
 2011: Estimate based on coverage reported by national government supported by survey. Survey evidence of 86 percent based on 1 survey(s). Kyrgyz Demographic and Health Survey 2012 card or history results of 79 percent modified for recall bias to 86 percent based on 1st dose card or history coverage of 97 percent, 1st dose card only coverage of 86 percent and 3d dose card only coverage of 76 percent. GoC=R+ S+ D+  
 2012: Estimate based on coverage reported by national government. GoC=R+ S+ D+  
 2013: Estimate based on coverage reported by national government. Reported coverage levels may be over estimated due to differences in target population estimates between medical organizations and National Statistical Committee partly due to migration. GoC=R+ D+  
 2014: Estimate based on coverage reported by national government. GoC=R+ D+

# Kyrgyzstan - MCV1

KGZ - MCV1



	2003	2004	2005	2006	2007	2008	2009	2010	2011	2012	2013	2014
Estimate	99	99	99	97	99	99	99	99	97	98	99	96
Estimate GoC	●	●	●	●	●	●	●	●	●●●	●●●	●●●	●●
Official	100	99	99	97	99	99	NA	99	97	98	99	96
Administrative	100	99	99	97	99	99	99	99	97	98	99	96
Survey	NA	NA	NA	NA	NA	NA	NA	NA	96	NA	NA	NA

The WHO and UNICEF estimates of national immunization coverage (wuenic) are based on data and information that are of varying, and, in some instances, unknown quality. Beginning with the 2011 revision we describe the grade of confidence (GoC) we have in these estimates. As there is no underlying probability model upon which the estimates are based, we are unable to present classical measures of uncertainty, e.g., confidence intervals. Moreover, we have chosen not to make subjective estimates of plausibility/certainty ranges around the coverage. The GoC reflects the degree of empirical support upon which the estimates are based. It is not a judgment of the quality of data reported by national authorities.

- Estimate is supported by reported data [R+], coverage recalculated with an independent denominator from the World Population Prospects: 2012 revision from the UN Population Division (D+), and at least one supporting survey within 2 years [S+]. While well supported, the estimate still carries a risk of being wrong.
- Estimate is supported by at least one data source; [R+], [S+], or [D+]; and no data source, [R-], [D-], or [S-], challenges the estimate.
- There are no directly supporting data; or data from at least one source; [R-], [D-], [S-]; challenge the estimate.

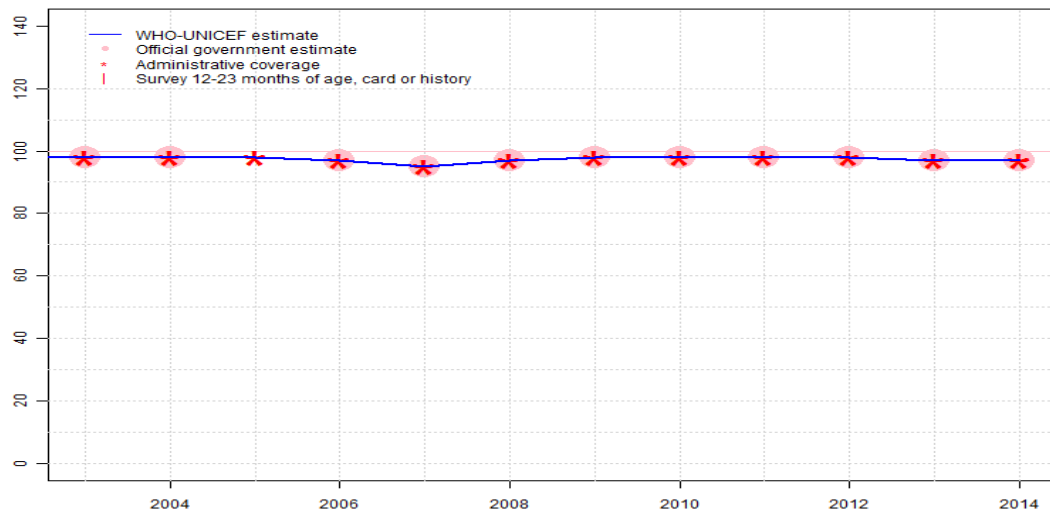
In all cases these estimates should be used with caution and should be assessed in light of the objective for which they are being used.

## Description:

- 2003: Estimate based on coverage reported by national government. Estimate challenged by: D-
- 2004: Estimate based on coverage reported by national government. Estimate challenged by: D-
- 2005: Estimate based on coverage reported by national government. Estimate challenged by: D-
- 2006: Estimate based on coverage reported by national government. Estimate challenged by: D-
- 2007: Estimate based on coverage reported by national government. Estimate challenged by: D-
- 2008: Estimate based on coverage reported by national government. Estimate challenged by: D-
- 2009: Estimate based on reported administrative data. Estimate challenged by: D-
- 2010: Estimate based on coverage reported by national government. Estimate challenged by: D-
- 2011: Estimate based on coverage reported by national government supported by survey. Survey evidence of 96 percent based on 1 survey(s). GoC=R+ S+ D+
- 2012: Estimate based on coverage reported by national government. GoC=R+ S+ D+
- 2013: Estimate based on coverage reported by national government. Reported coverage levels may be over estimated due to differences in target population estimates between medical organizations and National Statistical Committee partly due to migration. GoC=R+ S+ D+
- 2014: Estimate based on coverage reported by national government. GoC=R+ D+

# Kyrgyzstan - MCV2

KGZ - MCV2



	2003	2004	2005	2006	2007	2008	2009	2010	2011	2012	2013	2014
Estimate	98	98	98	97	95	97	98	98	98	98	97	97
Estimate GoC	●●	●●	●	●	●	●	●	●	●	●	●	●
Official	98	98	NA	97	95	97	98	98	98	98	97	97
Administrative	98	98	98	97	95	97	98	98	98	98	97	97
Survey	NA	NA	NA	NA	NA	NA	NA	NA	NA	NA	NA	NA

The WHO and UNICEF estimates of national immunization coverage (wuenic) are based on data and information that are of varying, and, in some instances, unknown quality. Beginning with the 2011 revision we describe the grade of confidence (GoC) we have in these estimates. As there is no underlying probability model upon which the estimates are based, we are unable to present classical measures of uncertainty, e.g., confidence intervals. Moreover, we have chosen not to make subjective estimates of plausibility/certainty ranges around the coverage. The GoC reflects the degree of empirical support upon which the estimates are based. It is not a judgment of the quality of data reported by national authorities.

- Estimate is supported by reported data [R+], coverage recalculated with an independent denominator from the World Population Prospects: 2012 revision from the UN Population Division (D+), and at least one supporting survey within 2 years [S+]. While well supported, the estimate still carries a risk of being wrong.
- Estimate is supported by at least one data source; [R+], [S+], or [D+]; and no data source, [R-], [D-], or [S-], challenges the estimate.
- There are no directly supporting data; or data from at least one source; [R-], [D-], [S-]; challenge the estimate.

In all cases these estimates should be used with caution and should be assessed in light of the objective for which they are being used.

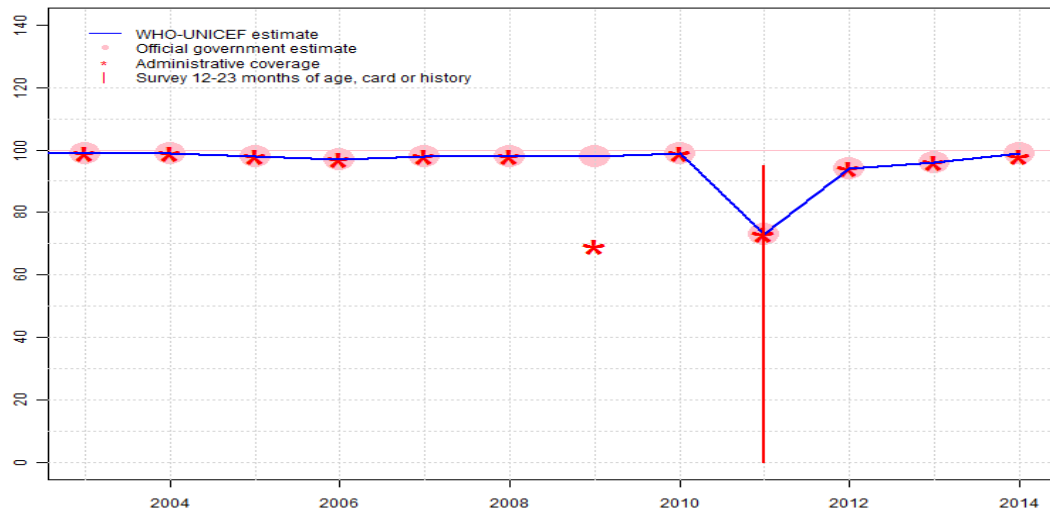
## Description:

Coverage estimates for the second dose of measles containing vaccine are for children by the nationally recommended age.

- 2003: Estimate based on coverage reported by national government. GoC=R+ D+
- 2004: Estimate based on coverage reported by national government. GoC=R+ D+
- 2005: Estimate based on reported administrative estimate. Estimate challenged by: D-
- 2006: Estimate based on coverage reported by national government. Estimate challenged by: D-
- 2007: Estimate based on coverage reported by national government. Estimate challenged by: D-
- 2008: Estimate based on coverage reported by national government. Estimate challenged by: D-
- 2009: Estimate based on coverage reported by national government. Estimate challenged by: D-
- 2010: Estimate based on coverage reported by national government. Estimate challenged by: D-
- 2011: Estimate based on coverage reported by national government. Estimate challenged by: D-
- 2012: Estimate based on coverage reported by national government. Estimate challenged by: D-
- 2013: Estimate based on coverage reported by national government. Reported coverage levels may be over estimated due to differences in target population estimates between medical organizations and National Statistical Committee partly due to migration. Estimate challenged by: D-
- 2014: Estimate based on coverage reported by national government. Estimate challenged by: D-

# Kyrgyzstan - HepBB

KGZ - HepBB



	2003	2004	2005	2006	2007	2008	2009	2010	2011	2012	2013	2014
Estimate	99	99	98	97	98	98	98	99	73	94	96	99
Estimate GoC	●●	●●	●●	●●	●●	●●	●	●●●	●●	●●●	●●●	●●
Official	99	99	98	97	98	98	98	99	73	94	96	99
Administrative	99	99	98	97	98	98	69	99	73	94	96	98
Survey	NA	NA	NA	NA	NA	NA	NA	NA	95	NA	NA	NA

The WHO and UNICEF estimates of national immunization coverage (wuenic) are based on data and information that are of varying, and, in some instances, unknown quality. Beginning with the 2011 revision we describe the grade of confidence (GoC) we have in these estimates. As there is no underlying probability model upon which the estimates are based, we are unable to present classical measures of uncertainty, e.g., confidence intervals. Moreover, we have chosen not to make subjective estimates of plausibility/certainty ranges around the coverage. The GoC reflects the degree of empirical support upon which the estimates are based. It is not a judgment of the quality of data reported by national authorities.

- Estimate is supported by reported data [R+], coverage recalculated with an independent denominator from the World Population Prospects: 2012 revision from the UN Population Division (D+), and at least one supporting survey within 2 years [S+]. While well supported, the estimate still carries a risk of being wrong.
- Estimate is supported by at least one data source; [R+], [S+], or [D+]; and no data source, [R-], [D-], or [S-], challenges the estimate.
- There are no directly supporting data; or data from at least one source; [R-], [D-], [S-]; challenge the estimate.

In all cases these estimates should be used with caution and should be assessed in light of the objective for which they are being used.

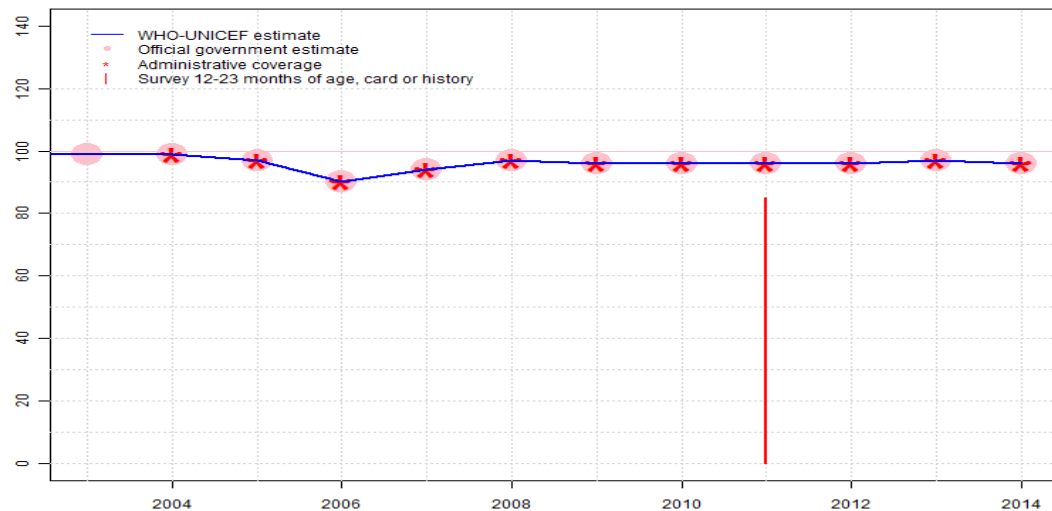
## Description:

- 2003: Estimate based on reported data. GoC=R+ D+
- 2004: Estimate based on reported data. GoC=R+ D+
- 2005: Estimate based on reported data. GoC=R+ D+
- 2006: Estimate based on reported data. GoC=R+ D+
- 2007: Estimate based on reported data. GoC=R+ D+
- 2008: Estimate based on reported data. GoC=R+ D+
- 2009: Estimate based on reported data. Estimate challenged by: D-
- 2010: Estimate based on reported data. GoC=R+ S+ D+
- 2011: Estimate is based on official government estimate Decline in reported coverage due to stock out of two months at national level and one month in 22 districts. GoC=R+ D+
- 2012: Estimate based on coverage reported by national government. GoC=R+ S+ D+
- 2013: Estimate based on coverage reported by national government. Reported coverage levels may be over estimated due to differences in target population estimates between medical organizations and National Statistical Committee partly due to migration. GoC=R+ S+ D+
- 2014: Estimate based on coverage reported by national government. GoC=R+ D+



# Kyrgyzstan - HepB3

KGZ - HepB3



	2003	2004	2005	2006	2007	2008	2009	2010	2011	2012	2013	2014
Estimate	99	99	97	90	94	97	96	96	96	96	97	96
Estimate GoC	●●	●●	●●	●●	●●	●●	●●●	●●●	●●●	●●●	●●●	●●
Official	99	99	97	90	94	97	96	96	96	96	97	96
Administrative	NA	99	97	90	94	97	96	96	96	96	97	96
Survey	NA	NA	NA	NA	NA	NA	NA	NA	85	NA	NA	NA

The WHO and UNICEF estimates of national immunization coverage (wuenic) are based on data and information that are of varying, and, in some instances, unknown quality. Beginning with the 2011 revision we describe the grade of confidence (GoC) we have in these estimates. As there is no underlying probability model upon which the estimates are based, we are unable to present classical measures of uncertainty, e.g., confidence intervals. Moreover, we have chosen not to make subjective estimates of plausibility/certainty ranges around the coverage. The GoC reflects the degree of empirical support upon which the estimates are based. It is not a judgment of the quality of data reported by national authorities.

- Estimate is supported by reported data [R+], coverage recalculated with an independent denominator from the World Population Prospects: 2012 revision from the UN Population Division (D+), and at least one supporting survey within 2 years [S+]. While well supported, the estimate still carries a risk of being wrong.
- Estimate is supported by at least one data source; [R+], [S+], or [D+]; and no data source, [R-], [D-], or [S-], challenges the estimate.
- There are no directly supporting data; or data from at least one source; [R-], [D-], [S-]; challenge the estimate.

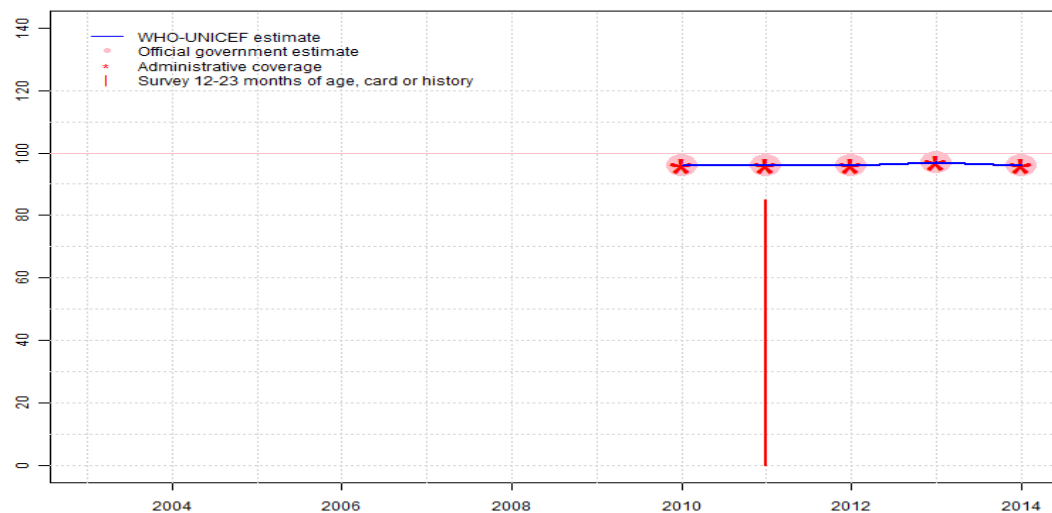
In all cases these estimates should be used with caution and should be assessed in light of the objective for which they are being used.

## Description:

- 2003: Estimate based on reported data. GoC=R+
- 2004: Estimate based on reported data. GoC=R+ D+
- 2005: Estimate based on reported data. GoC=R+ D+
- 2006: Estimate based on reported data. GoC=R+ D+
- 2007: Estimate based on reported data. GoC=R+ D+
- 2008: Estimate based on reported data. GoC=R+ D+
- 2009: Estimate based on reported data. GoC=R+ S+ D+
- 2010: Estimate based on reported data. GoC=R+ S+ D+
- 2011: Estimate based on coverage reported by national government supported by survey. Survey evidence of 91 percent based on 1 survey(s). Kyrgyz Demographic and Health Survey 2012 card or history results of 85 percent modified for recall bias to 91 percent based on 1st dose card or history coverage of 98 percent, 1st dose card only coverage of 86 percent and 3d dose card only coverage of 80 percent. GoC=R+ S+ D+
- 2012: Estimate based on coverage reported by national government. GoC=R+ S+ D+
- 2013: Estimate based on coverage reported by national government. Reported coverage levels may be over estimated due to differences in target population estimates between medical organizations and National Statistical Committee partly due to migration. GoC=R+ S+ D+
- 2014: Estimate based on coverage reported by national government. GoC=R+ D+

# Kyrgyzstan - Hib3

KGZ - Hib3



	2003	2004	2005	2006	2007	2008	2009	2010	2011	2012	2013	2014
Estimate	NA	NA	NA	NA	NA	NA	NA	96	96	96	97	96
Estimate GoC	NA	NA	NA	NA	NA	NA	NA	●●●	●●●	●●●	●●●	●●
Official	NA	NA	NA	NA	NA	NA	NA	96	96	96	97	96
Administrative	NA	NA	NA	NA	NA	NA	NA	96	96	96	97	96
Survey	NA	NA	NA	NA	NA	NA	NA	NA	85	NA	NA	NA

The WHO and UNICEF estimates of national immunization coverage (wuenic) are based on data and information that are of varying, and, in some instances, unknown quality. Beginning with the 2011 revision we describe the grade of confidence (GoC) we have in these estimates. As there is no underlying probability model upon which the estimates are based, we are unable to present classical measures of uncertainty, e.g., confidence intervals. Moreover, we have chosen not to make subjective estimates of plausibility/certainty ranges around the coverage. The GoC reflects the degree of empirical support upon which the estimates are based. It is not a judgment of the quality of data reported by national authorities.

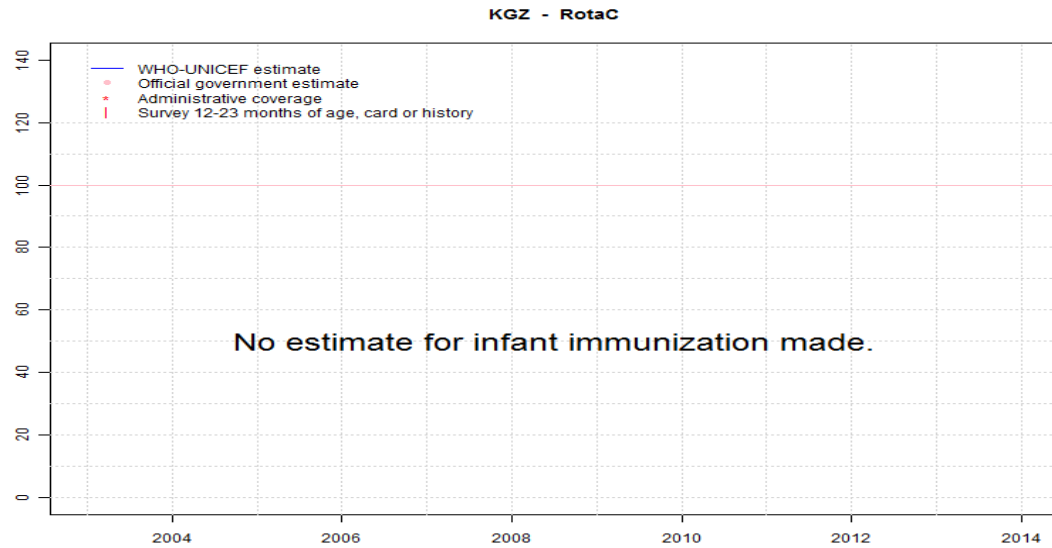
- Estimate is supported by reported data [R+], coverage recalculated with an independent denominator from the World Population Prospects: 2012 revision from the UN Population Division (D+), and at least one supporting survey within 2 years [S+]. While well supported, the estimate still carries a risk of being wrong.
- Estimate is supported by at least one data source; [R+], [S+], or [D+]; and no data source, [R-], [D-], or [S-], challenges the estimate.
- There are no directly supporting data; or data from at least one source; [R-], [D-], [S-]; challenge the estimate.

In all cases these estimates should be used with caution and should be assessed in light of the objective for which they are being used.

## Description:

- 2010: Estimate based on reported data. DTP-HepB-Hib vaccine introduced in 2009. Reporting started in 2010 GoC=R+ S+ D+
- 2011: Estimate based on coverage reported by national government supported by survey. Survey evidence of 91 percent based on 1 survey(s). Kyrgyz Demographic and Health Survey 2012 card or history results of 85 percent modified for recall bias to 91 percent based on 1st dose card or history coverage of 98 percent, 1st dose card only coverage of 86 percent and 3d dose card only coverage of 80 percent. GoC=R+ S+ D+
- 2012: Estimate based on coverage reported by national government. GoC=R+ S+ D+
- 2013: Estimate based on coverage reported by national government. Reported coverage levels may be over estimated due to differences in target population estimates between medical organizations and National Statistical Committee partly due to migration. GoC=R+ S+ D+
- 2014: Estimate based on coverage reported by national government. GoC=R+ D+

# Kyrgyzstan - RotaC



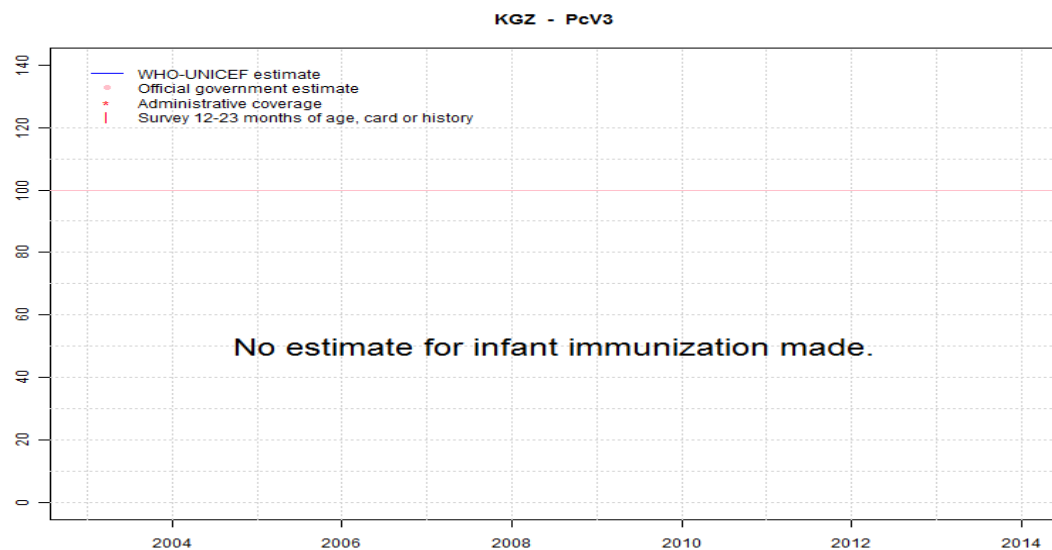
	2003	2004	2005	2006	2007	2008	2009	2010	2011	2012	2013	2014
Estimate	NA	NA	NA	NA	NA	NA	NA	NA	NA	NA	NA	NA
Estimate GoC	NA	NA	NA	NA	NA	NA	NA	NA	NA	NA	NA	NA
Official	NA	NA	NA	NA	NA	NA	NA	NA	NA	NA	NA	NA
Administrative	NA	NA	NA	NA	NA	NA	NA	NA	NA	NA	NA	NA
Survey	NA	NA	NA	NA	NA	NA	NA	NA	NA	NA	NA	NA

The WHO and UNICEF estimates of national immunization coverage (wuenic) are based on data and information that are of varying, and, in some instances, unknown quality. Beginning with the 2011 revision we describe the grade of confidence (GoC) we have in these estimates. As there is no underlying probability model upon which the estimates are based, we are unable to present classical measures of uncertainty, e.g., confidence intervals. Moreover, we have chosen not to make subjective estimates of plausibility/certainty ranges around the coverage. The GoC reflects the degree of empirical support upon which the estimates are based. It is not a judgment of the quality of data reported by national authorities.

- Estimate is supported by reported data [R+], coverage recalculated with an independent denominator from the World Population Prospects: 2012 revision from the UN Population Division (D+), and at least one supporting survey within 2 years [S+]. While well supported, the estimate still carries a risk of being wrong.
- Estimate is supported by at least one data source; [R+], [S+], or [D+]; and no data source, [R-], [D-], or [S-], challenges the estimate.
- There are no directly supporting data; or data from at least one source; [R-], [D-], [S-]; challenge the estimate.

In all cases these estimates should be used with caution and should be assessed in light of the objective for which they are being used.

# Kyrgyzstan - PcV3



	2003	2004	2005	2006	2007	2008	2009	2010	2011	2012	2013	2014
Estimate	NA	NA	NA	NA	NA	NA	NA	NA	NA	NA	NA	NA
Estimate GoC	NA	NA	NA	NA	NA	NA	NA	NA	NA	NA	NA	NA
Official	NA	NA	NA	NA	NA	NA	NA	NA	NA	NA	NA	NA
Administrative	NA	NA	NA	NA	NA	NA	NA	NA	NA	NA	NA	NA
Survey	NA	NA	NA	NA	NA	NA	NA	NA	NA	NA	NA	NA

The WHO and UNICEF estimates of national immunization coverage (wuenic) are based on data and information that are of varying, and, in some instances, unknown quality. Beginning with the 2011 revision we describe the grade of confidence (GoC) we have in these estimates. As there is no underlying probability model upon which the estimates are based, we are unable to present classical measures of uncertainty, e.g., confidence intervals. Moreover, we have chosen not to make subjective estimates of plausibility/certainty ranges around the coverage. The GoC reflects the degree of empirical support upon which the estimates are based. It is not a judgment of the quality of data reported by national authorities.

- Estimate is supported by reported data [R+], coverage recalculated with an independent denominator from the World Population Prospects: 2012 revision from the UN Population Division (D+), and at least one supporting survey within 2 years [S+]. While well supported, the estimate still carries a risk of being wrong.
- Estimate is supported by at least one data source; [R+], [S+], or [D+]; and no data source, [R-], [D-], or [S-], challenges the estimate.
- There are no directly supporting data; or data from at least one source; [R-], [D-], [S-]; challenge the estimate.

In all cases these estimates should be used with caution and should be assessed in light of the objective for which they are being used.

# Kyrgyzstan - survey details

## 2011 Kyrgyz Demographic and Health Survey 2012

Vaccine	Confirmation method	Coverage	Age cohort	Sample	Cards seen
BCG	C or H <18 months	99	18-29 m	856	86
BCG	Card	86	18-29 m	736	86
BCG	Card or History	99	18-29 m	856	86
BCG	History	12	18-29 m	116	86
DTP1	C or H <18 months	98	18-29 m	856	86
DTP1	Card	86	18-29 m	736	86
DTP1	Card or History	98	18-29 m	856	86
DTP1	History	12	18-29 m	116	86
DTP3	C or H <18 months	84	18-29 m	856	86
DTP3	Card	80	18-29 m	736	86
DTP3	Card or History	85	18-29 m	856	86
DTP3	History	5	18-29 m	116	86
HepB1	C or H <18 months	98	18-29 m	856	86
HepB1	Card	86	18-29 m	736	86
HepB1	Card or History	98	18-29 m	856	86
HepB1	History	12	18-29 m	116	86
HepB3	C or H <18 months	84	18-29 m	856	86
HepB3	Card	80	18-29 m	736	86
HepB3	Card or History	85	18-29 m	856	86
HepB3	History	5	18-29 m	116	86
HepBB	C or H <18 months	94	18-29 m	856	86

HepBB	Card	85	18-29 m	736	86
HepBB	Card or History	95	18-29 m	856	86
HepBB	History	9	18-29 m	116	86
Hib1	C or H <18 months	98	18-29 m	856	86
Hib1	Card	86	18-29 m	736	86
Hib1	Card or History	98	18-29 m	856	86
Hib1	History	12	18-29 m	116	86
Hib3	C or H <18 months	84	18-29 m	856	86
Hib3	Card	80	18-29 m	736	86
Hib3	Card or History	85	18-29 m	856	86
Hib3	History	5	18-29 m	116	86
MCV1	C or H <18 months	94	18-29 m	856	86
MCV1	Card	85	18-29 m	736	86
MCV1	Card or History	96	18-29 m	856	86
MCV1	History	11	18-29 m	116	86
Pol1	C or H <18 months	97	18-29 m	856	86
Pol1	Card	86	18-29 m	736	86
Pol1	Card or History	97	18-29 m	856	86
Pol1	History	10	18-29 m	116	86
Pol3	C or H <18 months	78	18-29 m	856	86
Pol3	Card	76	18-29 m	736	86
Pol3	Card or History	79	18-29 m	856	86
Pol3	History	2	18-29 m	116	86

Further information and estimates for previous years are available at:

<http://www.data.unicef.org/child-health/immunization>

[http://www.who.int/immunization/monitoring\\_surveillance/routine/coverage/en/index4.html](http://www.who.int/immunization/monitoring_surveillance/routine/coverage/en/index4.html)