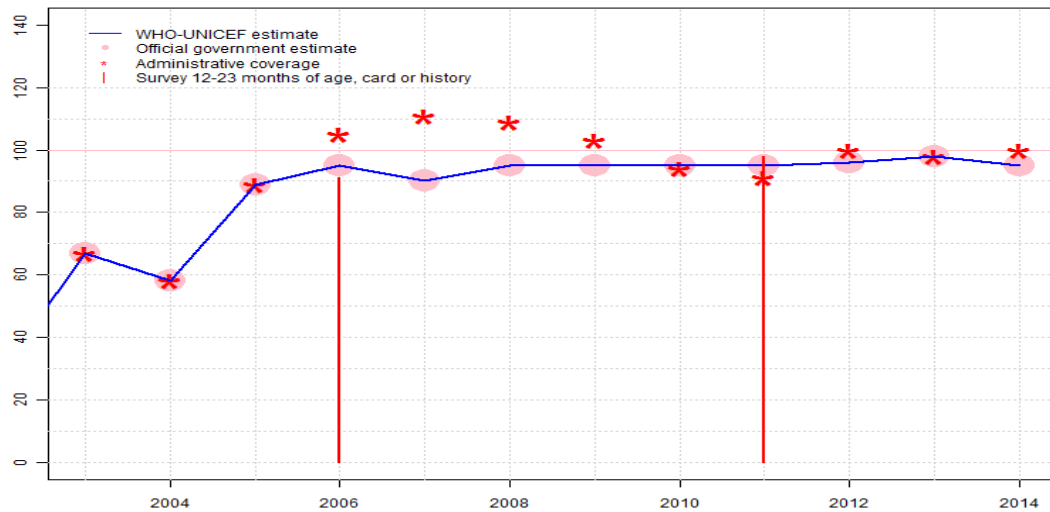


JOR - BCG



	2003	2004	2005	2006	2007	2008	2009	2010	2011	2012	2013	2014
Estimate	67	58	89	95	90	95	95	95	95	96	98	95
Estimate GoC	●●	●●	●●●	●●●	●	●●●	●●●	●●●	●●●	●●●	●●●	●●
Official	67	58	89	95	90	95	95	95	95	96	98	95
Administrative	67	58	89	105	111	109	103	94	91	100	98	100
Survey	NA	NA	NA	91	NA	NA	NA	NA	98	NA	NA	NA

The WHO and UNICEF estimates of national immunization coverage (wuenic) are based on data and information that are of varying, and, in some instances, unknown quality. Beginning with the 2011 revision we describe the grade of confidence (GoC) we have in these estimates. As there is no underlying probability model upon which the estimates are based, we are unable to present classical measures of uncertainty, e.g., confidence intervals. Moreover, we have chosen not to make subjective estimates of plausibility/certainty ranges around the coverage. The GoC reflects the degree of empirical support upon which the estimates are based. It is not a judgment of the quality of data reported by national authorities.

- Estimate is supported by reported data [R+], coverage recalculated with an independent denominator from the World Population Prospects: 2012 revision from the UN Population Division (D+), and at least one supporting survey within 2 years [S+]. While well supported, the estimate still carries a risk of being wrong.
- Estimate is supported by at least one data source; [R+], [S+], or [D+]; and no data source, [R-], [D-], or [S-], challenges the estimate.
- There are no directly supporting data; or data from at least one source; [R-], [D-], [S-]; challenge the estimate.

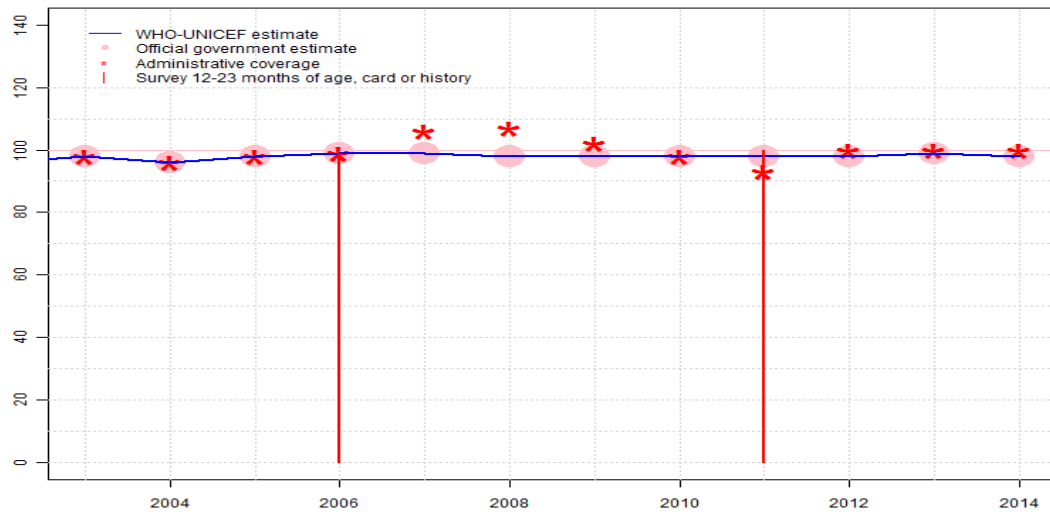
In all cases these estimates should be used with caution and should be assessed in light of the objective for which they are being used.

Description:

- 2003: Estimate based on reported data. GoC=R+ D+
- 2004: Estimate based on reported data. GoC=R+ D+
- 2005: Estimate based on reported data. GoC=R+ S+ D+
- 2006: Estimate based on coverage reported by national government supported by survey. Survey evidence of 91 percent based on 1 survey(s). GoC=R+ S+ D+
- 2007: Estimate based on coverage reported by national government. Estimate challenged by: D-
- 2008: Estimate based on coverage reported by national government. GoC=R+ S+ D+
- 2009: Estimate based on coverage reported by national government. GoC=R+ S+ D+
- 2010: Estimate based on coverage reported by national government. GoC=R+ S+ D+
- 2011: Estimate based on coverage reported by national government supported by survey. Survey evidence of 98 percent based on 1 survey(s). GoC=R+ S+ D+
- 2012: Estimate based on coverage reported by national government. GoC=R+ S+ D+
- 2013: Estimate based on coverage reported by national government. GoC=R+ S+ D+
- 2014: Estimate based on coverage reported by national government. Reported target population estimates from the national immunization programme reflect a stable 2 percent year-to-year increase since 2010 that is not reflective of a recent influx of displaced Syrian subpopulations into Jordan that may impact reported coverage levels. GoC=R+ D+

Jordan - DTP1

JOR - DTP1



	2003	2004	2005	2006	2007	2008	2009	2010	2011	2012	2013	2014
Estimate	98	96	98	99	99	98	98	98	98	98	99	98
Estimate GoC	●●●	●●●	●●●	●●●	●●●	●●●	●●●	●●●	●●●	●●●	●●●	●●
Official	98	96	98	99	99	98	98	98	98	98	99	98
Administrative	98	96	98	99	106	107	102	98	93	100	100	100
Survey	NA	NA	NA	99	NA	NA	NA	NA	100	NA	NA	NA

The WHO and UNICEF estimates of national immunization coverage (wuenic) are based on data and information that are of varying, and, in some instances, unknown quality. Beginning with the 2011 revision we describe the grade of confidence (GoC) we have in these estimates. As there is no underlying probability model upon which the estimates are based, we are unable to present classical measures of uncertainty, e.g., confidence intervals. Moreover, we have chosen not to make subjective estimates of plausibility/certainty ranges around the coverage. The GoC reflects the degree of empirical support upon which the estimates are based. It is not a judgment of the quality of data reported by national authorities.

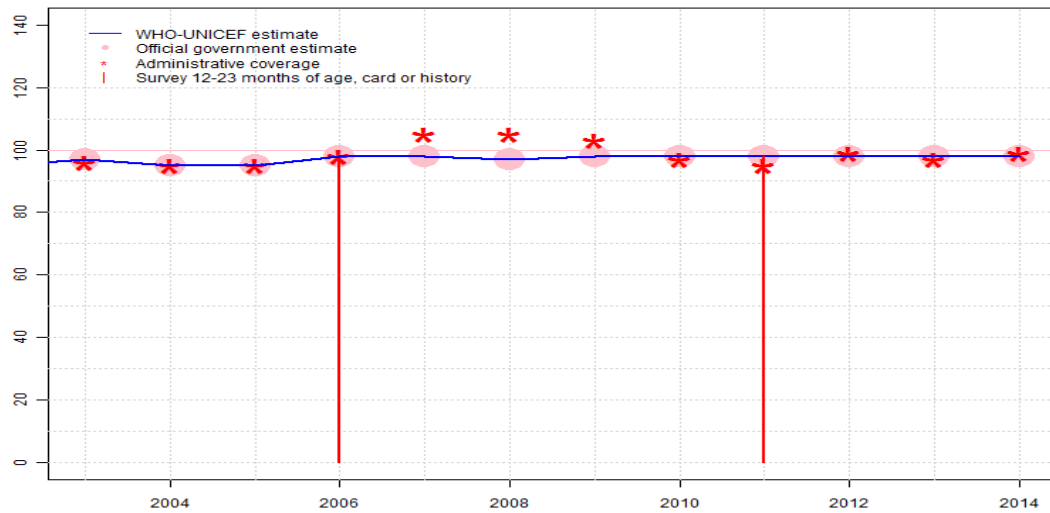
- Estimate is supported by reported data [R+], coverage recalculated with an independent denominator from the World Population Prospects: 2012 revision from the UN Population Division (D+), and at least one supporting survey within 2 years [S+]. While well supported, the estimate still carries a risk of being wrong.
- Estimate is supported by at least one data source; [R+], [S+], or [D+]; and no data source, [R-], [D-], or [S-], challenges the estimate.
- There are no directly supporting data; or data from at least one source; [R-], [D-], [S-]; challenge the estimate.

In all cases these estimates should be used with caution and should be assessed in light of the objective for which they are being used.

Description:

- 2003: Estimate based on coverage reported by national government. GoC=R+ S+ D+
- 2004: Estimate based on coverage reported by national government. GoC=R+ S+ D+
- 2005: Estimate based on coverage reported by national government. GoC=R+ S+ D+
- 2006: Estimate based on coverage reported by national government supported by survey. Survey evidence of 99 percent based on 1 survey(s). GoC=R+ S+ D+
- 2007: Estimate based on coverage reported by national government. GoC=R+ S+ D+
- 2008: Estimate based on coverage reported by national government. GoC=R+ S+ D+
- 2009: Estimate based on coverage reported by national government. GoC=R+ S+ D+
- 2010: Estimate based on coverage reported by national government. GoC=R+ S+ D+
- 2011: Estimate based on coverage reported by national government supported by survey. Survey evidence of 100 percent based on 1 survey(s). GoC=R+ S+ D+
- 2012: Estimate based on coverage reported by national government. GoC=R+ S+ D+
- 2013: Estimate based on coverage reported by national government. GoC=R+ S+ D+
- 2014: Estimate based on coverage reported by national government. Reported target population estimates from the national immunization programme reflect a stable 2 percent year-to-year increase since 2010 that is not reflective of a recent influx of displaced Syrian subpopulations into Jordan that may impact reported coverage levels. GoC=R+ D+

JOR - DTP3



	2003	2004	2005	2006	2007	2008	2009	2010	2011	2012	2013	2014
Estimate	97	95	95	98	98	97	98	98	98	98	98	98
Estimate GoC	●●●	●●●	●●●	●●●	●●●	●●●	●●●	●●●	●●●	●●●	●●●	●●
Official	97	95	95	98	98	97	98	98	98	98	98	98
Administrative	96	95	95	98	105	105	103	97	95	99	97	99
Survey	NA	NA	NA	97	NA	NA	NA	NA	98	NA	NA	NA

The WHO and UNICEF estimates of national immunization coverage (wuenic) are based on data and information that are of varying, and, in some instances, unknown quality. Beginning with the 2011 revision we describe the grade of confidence (GoC) we have in these estimates. As there is no underlying probability model upon which the estimates are based, we are unable to present classical measures of uncertainty, e.g., confidence intervals. Moreover, we have chosen not to make subjective estimates of plausibility/certainty ranges around the coverage. The GoC reflects the degree of empirical support upon which the estimates are based. It is not a judgment of the quality of data reported by national authorities.

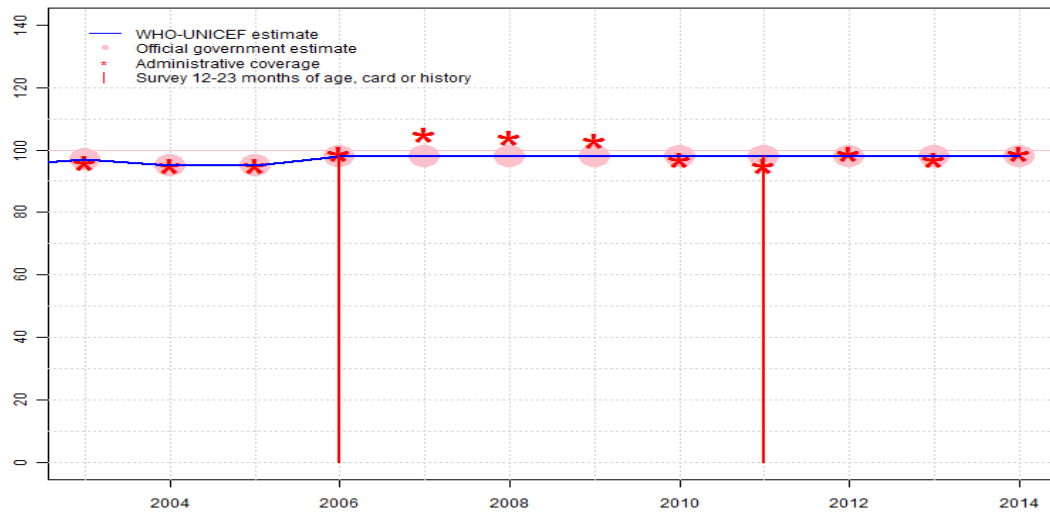
- Estimate is supported by reported data [R+], coverage recalculated with an independent denominator from the World Population Prospects: 2012 revision from the UN Population Division (D+), and at least one supporting survey within 2 years [S+]. While well supported, the estimate still carries a risk of being wrong.
- Estimate is supported by at least one data source; [R+], [S+], or [D+]; and no data source, [R-], [D-], or [S-], challenges the estimate.
- There are no directly supporting data; or data from at least one source; [R-], [D-], [S-]; challenge the estimate.

In all cases these estimates should be used with caution and should be assessed in light of the objective for which they are being used.

Description:

- 2003: Estimate based on coverage reported by national government. GoC=R+ S+ D+
- 2004: Estimate based on coverage reported by national government. GoC=R+ S+ D+
- 2005: Estimate based on coverage reported by national government. GoC=R+ S+ D+
- 2006: Estimate based on coverage reported by national government supported by survey. Survey evidence of 98 percent based on 1 survey(s). Jordan Population and Family Health Survey 2007 card or history results of 97 percent modified for recall bias to 98 percent based on 1st dose card or history coverage of 99 percent, 1st dose card only coverage of 90 percent and 3d dose card only coverage of 89 percent. GoC=R+ S+ D+
- 2007: Estimate based on coverage reported by national government. GoC=R+ S+ D+
- 2008: Estimate based on coverage reported by national government. GoC=R+ S+ D+
- 2009: Estimate based on coverage reported by national government. GoC=R+ S+ D+
- 2010: Estimate based on coverage reported by national government. GoC=R+ S+ D+
- 2011: Estimate based on coverage reported by national government supported by survey. Survey evidence of 99 percent based on 1 survey(s). Jordan Population and Family Health Survey 2012 card or history results of 98 percent modified for recall bias to 99 percent based on 1st dose card or history coverage of 100 percent, 1st dose card only coverage of 80 percent and 3d dose card only coverage of 79 percent. GoC=R+ S+ D+
- 2012: Estimate based on coverage reported by national government. GoC=R+ S+ D+
- 2013: Estimate based on coverage reported by national government. GoC=R+ S+ D+
- 2014: Estimate based on coverage reported by national government. Reported target population estimates from the national immunization programme reflect a stable 2 percent year-to-year increase since 2010 that is not reflective of a recent influx of displaced Syrian subpopulations into Jordan that may impact reported coverage levels. GoC=R+ D+

JOR - Pol3



	2003	2004	2005	2006	2007	2008	2009	2010	2011	2012	2013	2014
Estimate	97	95	95	98	98	98	98	98	98	98	98	98
Estimate GoC	●●●	●●●	●●●	●●●	●●●	●●●	●●●	●●●	●●●	●●●	●●●	●●
Official	97	95	95	98	98	98	98	98	98	98	98	98
Administrative	96	95	95	99	105	104	103	97	95	99	97	99
Survey	NA	NA	NA	98	NA	NA	NA	NA	98	NA	NA	NA

The WHO and UNICEF estimates of national immunization coverage (wuenic) are based on data and information that are of varying, and, in some instances, unknown quality. Beginning with the 2011 revision we describe the grade of confidence (GoC) we have in these estimates. As there is no underlying probability model upon which the estimates are based, we are unable to present classical measures of uncertainty, e.g., confidence intervals. Moreover, we have chosen not to make subjective estimates of plausibility/certainty ranges around the coverage. The GoC reflects the degree of empirical support upon which the estimates are based. It is not a judgment of the quality of data reported by national authorities.

- Estimate is supported by reported data [R+], coverage recalculated with an independent denominator from the World Population Prospects: 2012 revision from the UN Population Division (D+), and at least one supporting survey within 2 years [S+]. While well supported, the estimate still carries a risk of being wrong.
- Estimate is supported by at least one data source; [R+], [S+], or [D+]; and no data source, [R-], [D-], or [S-], challenges the estimate.
- There are no directly supporting data; or data from at least one source; [R-], [D-], [S-]; challenge the estimate.

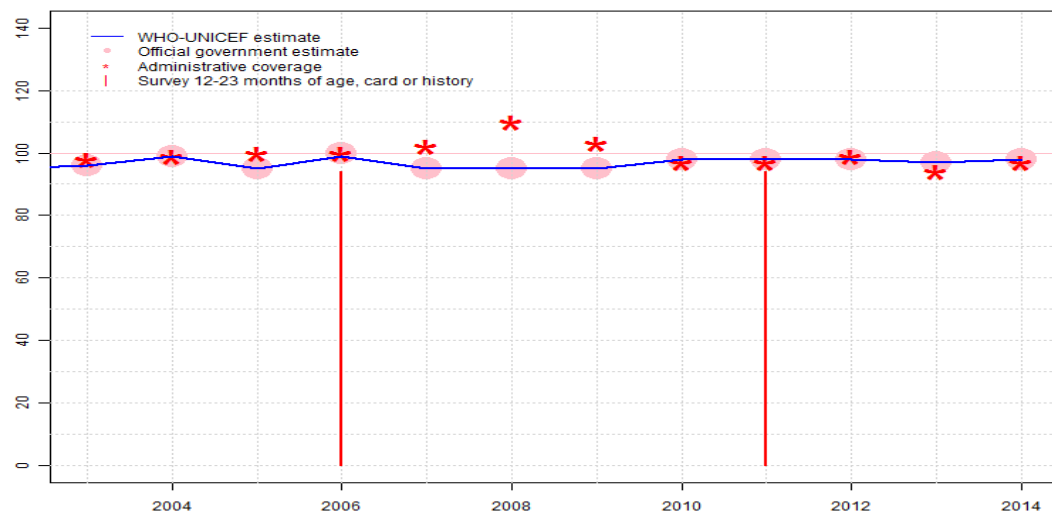
In all cases these estimates should be used with caution and should be assessed in light of the objective for which they are being used.

Description:

- 2003: Estimate based on coverage reported by national government. GoC=R+ S+ D+
- 2004: Estimate based on coverage reported by national government. GoC=R+ S+ D+
- 2005: Estimate based on coverage reported by national government. GoC=R+ S+ D+
- 2006: Estimate based on coverage reported by national government supported by survey. Survey evidence of 98 percent based on 1 survey(s). GoC=R+ S+ D+
- 2007: Estimate based on coverage reported by national government. GoC=R+ S+ D+
- 2008: Estimate based on coverage reported by national government. GoC=R+ S+ D+
- 2009: Estimate based on coverage reported by national government. GoC=R+ S+ D+
- 2010: Estimate based on coverage reported by national government. GoC=R+ S+ D+
- 2011: Estimate based on coverage reported by national government supported by survey. Survey evidence of 99 percent based on 1 survey(s). Jordan Population and Family Health Survey 2012 card or history results of 98 percent modified for recall bias to 99 percent based on 1st dose card or history coverage of 100 percent, 1st dose card only coverage of 80 percent and 3d dose card only coverage of 79 percent. GoC=R+ S+ D+
- 2012: Estimate based on coverage reported by national government. GoC=R+ S+ D+
- 2013: Estimate based on coverage reported by national government. GoC=R+ S+ D+
- 2014: Estimate based on coverage reported by national government. Reported target population estimates from the national immunization programme reflect a stable 2 percent year-to-year increase since 2010 that is not reflective of a recent influx of displaced Syrian subpopulations into Jordan that may impact reported coverage levels. GoC=R+ D+

Jordan - MCV1

JOR - MCV1



	2003	2004	2005	2006	2007	2008	2009	2010	2011	2012	2013	2014
Estimate	96	99	95	99	95	95	95	98	98	98	97	98
Estimate GoC	●●●	●●●	●●●	●●●	●●●	●●●	●●●	●●●	●●●	●●●	●●●	●●
Official	96	99	95	100	95	95	95	98	98	98	97	98
Administrative	98	99	100	100	102	110	103	97	97	99	94	97
Survey	NA	NA	NA	94	NA	NA	NA	NA	94	NA	NA	NA

The WHO and UNICEF estimates of national immunization coverage (wuenic) are based on data and information that are of varying, and, in some instances, unknown quality. Beginning with the 2011 revision we describe the grade of confidence (GoC) we have in these estimates. As there is no underlying probability model upon which the estimates are based, we are unable to present classical measures of uncertainty, e.g., confidence intervals. Moreover, we have chosen not to make subjective estimates of plausibility/certainty ranges around the coverage. The GoC reflects the degree of empirical support upon which the estimates are based. It is not a judgment of the quality of data reported by national authorities.

- Estimate is supported by reported data [R+], coverage recalculated with an independent denominator from the World Population Prospects: 2012 revision from the UN Population Division (D+), and at least one supporting survey within 2 years [S+]. While well supported, the estimate still carries a risk of being wrong.
- Estimate is supported by at least one data source; [R+], [S+], or [D+]; and no data source, [R-], [D-], or [S-], challenges the estimate.
- There are no directly supporting data; or data from at least one source; [R-], [D-], [S-]; challenge the estimate.

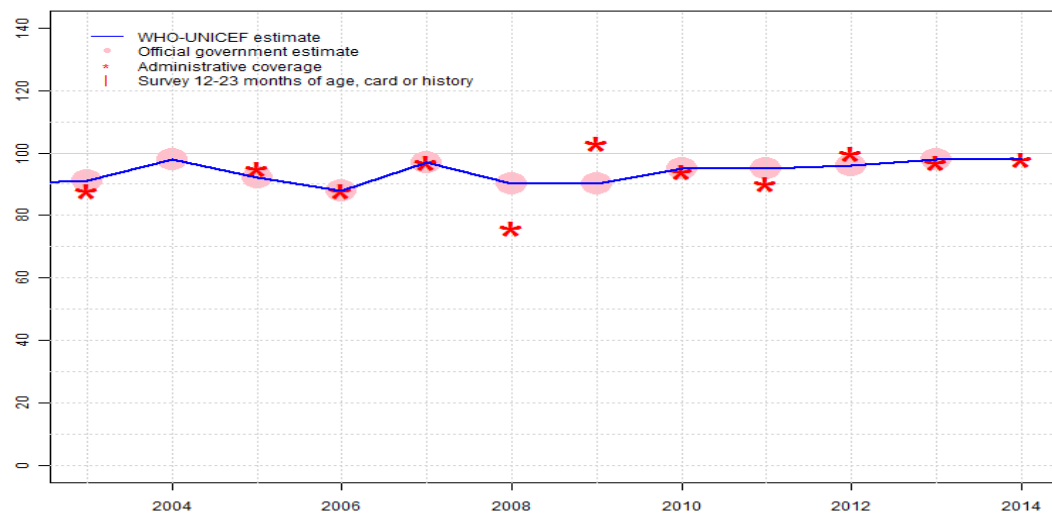
In all cases these estimates should be used with caution and should be assessed in light of the objective for which they are being used.

Description:

- 2003: Estimate based on coverage reported by national government. GoC=R+ S+ D+
- 2004: Estimate based on coverage reported by national government. GoC=R+ S+ D+
- 2005: Estimate based on coverage reported by national government. GoC=R+ S+ D+
- 2006: Estimate based on coverage reported by national government supported by survey. Survey evidence of 94 percent based on 1 survey(s). GoC=R+ S+ D+
- 2007: Estimate based on coverage reported by national government. GoC=R+ S+ D+
- 2008: Estimate based on coverage reported by national government. GoC=R+ S+ D+
- 2009: Estimate based on coverage reported by national government. GoC=R+ S+ D+
- 2010: Estimate based on coverage reported by national government. GoC=R+ S+ D+
- 2011: Estimate based on coverage reported by national government supported by survey. Survey evidence of 94 percent based on 1 survey(s). GoC=R+ S+ D+
- 2012: Estimate based on coverage reported by national government. GoC=R+ S+ D+
- 2013: Estimate based on coverage reported by national government. GoC=R+ S+ D+
- 2014: Estimate based on coverage reported by national government. Reported target population estimates from the national immunization programme reflect a stable 2 percent year-to-year increase since 2010 that is not reflective of a recent influx of displaced Syrian subpopulations into Jordan that may impact reported coverage levels. GoC=R+ D+

Jordan - MCV2

JOR - MCV2



	2003	2004	2005	2006	2007	2008	2009	2010	2011	2012	2013	2014
Estimate	91	98	92	88	97	90	90	95	95	96	98	98
Estimate GoC	●●	●●	●●	●●	●●	●	●●	●●	●	●●	●●	●●
Official	91	98	92	88	97	90	90	95	95	96	98	NA
Administrative	88	NA	95	88	97	76	103	94	90	100	97	98
Survey	NA	NA	NA	NA	NA	NA	NA	NA	NA	NA	NA	NA

The WHO and UNICEF estimates of national immunization coverage (wuenic) are based on data and information that are of varying, and, in some instances, unknown quality. Beginning with the 2011 revision we describe the grade of confidence (GoC) we have in these estimates. As there is no underlying probability model upon which the estimates are based, we are unable to present classical measures of uncertainty, e.g., confidence intervals. Moreover, we have chosen not to make subjective estimates of plausibility/certainty ranges around the coverage. The GoC reflects the degree of empirical support upon which the estimates are based. It is not a judgment of the quality of data reported by national authorities.

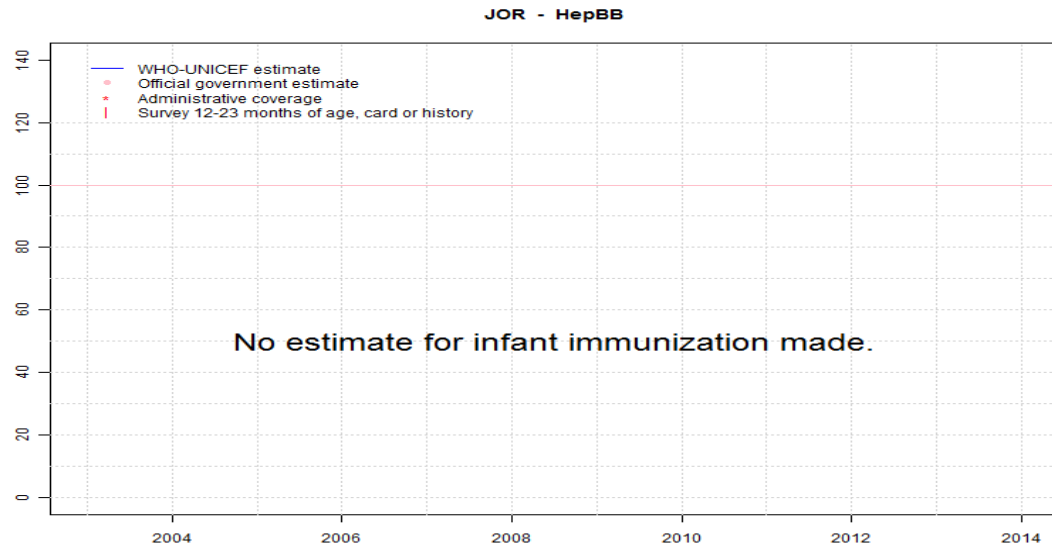
- Estimate is supported by reported data [R+], coverage recalculated with an independent denominator from the World Population Prospects: 2012 revision from the UN Population Division (D+), and at least one supporting survey within 2 years [S+]. While well supported, the estimate still carries a risk of being wrong.
- Estimate is supported by at least one data source; [R+], [S+], or [D+]; and no data source, [R-], [D-], or [S-], challenges the estimate.
- There are no directly supporting data; or data from at least one source; [R-], [D-], [S-]; challenge the estimate.

In all cases these estimates should be used with caution and should be assessed in light of the objective for which they are being used.

Description:

Coverage estimates for the second dose of measles containing vaccine are for children by the nationally recommended age.

- 2003: Estimate based on coverage reported by national government. GoC=R+ D+
- 2004: Estimate based on coverage reported by national government. GoC=R+ D+
- 2005: Estimate based on coverage reported by national government. GoC=R+ D+
- 2006: Estimate based on coverage reported by national government. GoC=R+ D+
- 2007: Estimate based on coverage reported by national government. GoC=R+ D+
- 2008: Estimate based on coverage reported by national government. Estimate challenged by: D-
- 2009: Estimate based on coverage reported by national government. GoC=R+ D+
- 2010: Estimate based on coverage reported by national government. GoC=R+ D+
- 2011: Estimate based on coverage reported by national government. Estimate challenged by: D-
- 2012: Estimate based on coverage reported by national government. GoC=R+ D+
- 2013: Estimate based on coverage reported by national government. GoC=R+ D+
- 2014: Estimate based on reported administrative estimate. Reported target population estimates from the national immunization programme reflect a stable 2 percent year-to-year increase since 2010 that is not reflective of a recent influx of displaced Syrian subpopulations into Jordan that may impact reported coverage levels. GoC=R+ D+



	2003	2004	2005	2006	2007	2008	2009	2010	2011	2012	2013	2014
Estimate	NA	NA	NA	NA	NA	NA	NA	NA	NA	NA	NA	NA
Estimate GoC	NA	NA	NA	NA	NA	NA	NA	NA	NA	NA	NA	NA
Official	NA	NA	NA	NA	NA	NA	NA	NA	NA	NA	NA	NA
Administrative	NA	NA	NA	NA	NA	NA	NA	NA	NA	NA	NA	NA
Survey	NA	NA	NA	NA	NA	NA	NA	NA	NA	NA	NA	NA

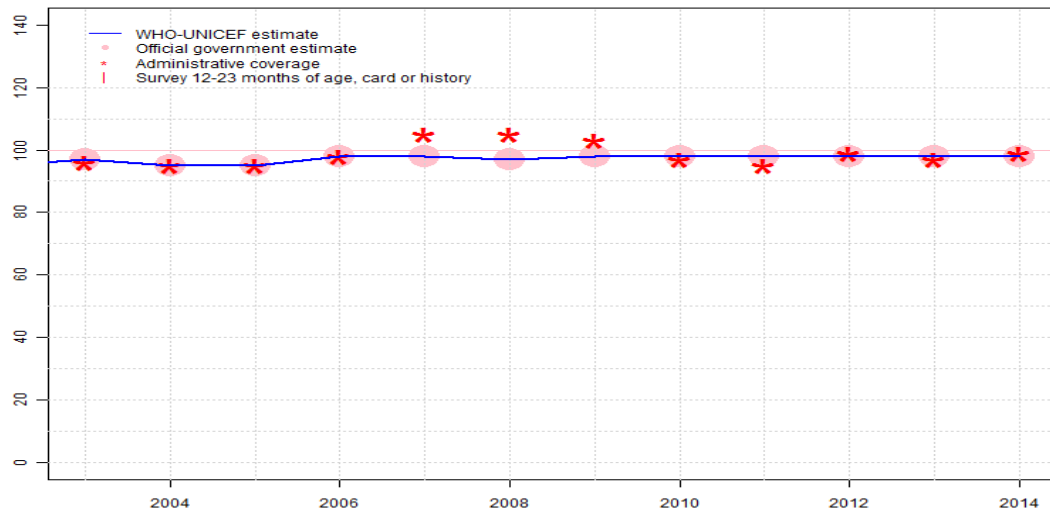
The WHO and UNICEF estimates of national immunization coverage (wuenic) are based on data and information that are of varying, and, in some instances, unknown quality. Beginning with the 2011 revision we describe the grade of confidence (GoC) we have in these estimates. As there is no underlying probability model upon which the estimates are based, we are unable to present classical measures of uncertainty, e.g., confidence intervals. Moreover, we have chosen not to make subjective estimates of plausibility/certainty ranges around the coverage. The GoC reflects the degree of empirical support upon which the estimates are based. It is not a judgment of the quality of data reported by national authorities.

- Estimate is supported by reported data [R+], coverage recalculated with an independent denominator from the World Population Prospects: 2012 revision from the UN Population Division (D+), and at least one supporting survey within 2 years [S+]. While well supported, the estimate still carries a risk of being wrong.
- Estimate is supported by at least one data source; [R+], [S+], or [D+]; and no data source, [R-], [D-], or [S-], challenges the estimate.
- There are no directly supporting data; or data from at least one source; [R-], [D-], [S-]; challenge the estimate.

In all cases these estimates should be used with caution and should be assessed in light of the objective for which they are being used.

Jordan - HepB3

JOR - HepB3



	2003	2004	2005	2006	2007	2008	2009	2010	2011	2012	2013	2014
Estimate	97	95	95	98	98	97	98	98	98	98	98	98
Estimate GoC	●●	●●	●●	●●	●●	●●	●●	●●	●●	●●	●●	●●
Official	97	95	95	98	98	97	98	98	98	98	98	98
Administrative	96	95	95	98	105	105	103	97	95	99	97	99
Survey	NA	NA	NA	NA	NA	NA	NA	NA	NA	NA	NA	NA

The WHO and UNICEF estimates of national immunization coverage (wuenic) are based on data and information that are of varying, and, in some instances, unknown quality. Beginning with the 2011 revision we describe the grade of confidence (GoC) we have in these estimates. As there is no underlying probability model upon which the estimates are based, we are unable to present classical measures of uncertainty, e.g., confidence intervals. Moreover, we have chosen not to make subjective estimates of plausibility/certainty ranges around the coverage. The GoC reflects the degree of empirical support upon which the estimates are based. It is not a judgment of the quality of data reported by national authorities.

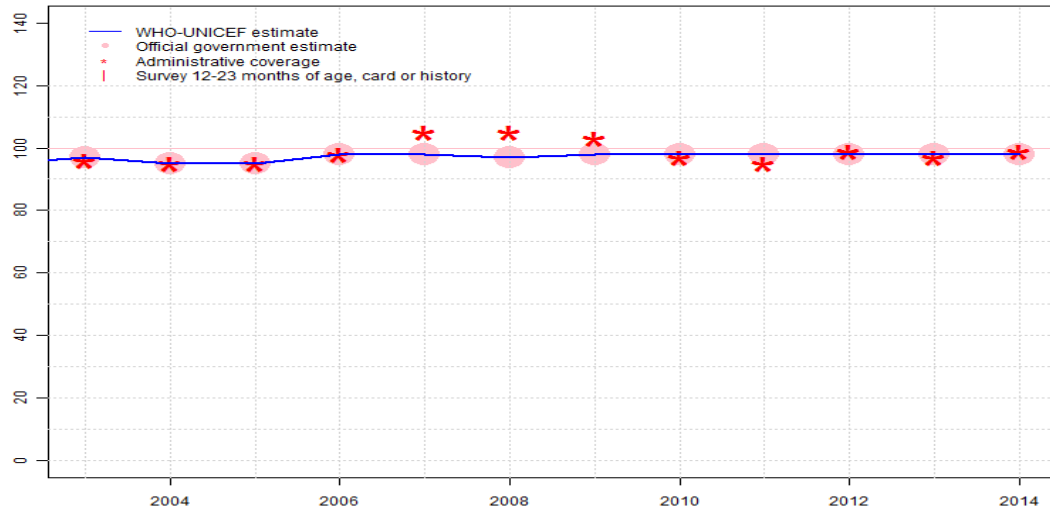
- Estimate is supported by reported data [R+], coverage recalculated with an independent denominator from the World Population Prospects: 2012 revision from the UN Population Division (D+), and at least one supporting survey within 2 years [S+]. While well supported, the estimate still carries a risk of being wrong.
- Estimate is supported by at least one data source; [R+], [S+], or [D+]; and no data source, [R-], [D-], or [S-], challenges the estimate.
- There are no directly supporting data; or data from at least one source; [R-], [D-], [S-]; challenge the estimate.

In all cases these estimates should be used with caution and should be assessed in light of the objective for which they are being used.

Description:

- 2003: Estimate based on coverage reported by national government. GoC=R+ D+
- 2004: Estimate based on coverage reported by national government. GoC=R+ D+
- 2005: Estimate based on coverage reported by national government. GoC=R+ D+
- 2006: Estimate based on coverage reported by national government. GoC=R+ D+
- 2007: Estimate based on coverage reported by national government. GoC=R+ D+
- 2008: Estimate based on coverage reported by national government. GoC=R+ D+
- 2009: Estimate based on coverage reported by national government. GoC=R+ D+
- 2010: Estimate based on coverage reported by national government. GoC=R+ D+
- 2011: Estimate based on coverage reported by national government. GoC=R+ D+
- 2012: Estimate based on coverage reported by national government. GoC=R+ D+
- 2013: Estimate based on coverage reported by national government. GoC=R+ D+
- 2014: Estimate based on coverage reported by national government. Reported target population estimates from the national immunization programme reflect a stable 2 percent year-to-year increase since 2010 that is not reflective of a recent influx of displaced Syrian subpopulations into Jordan that may impact reported coverage levels. GoC=R+ D+

JOR - Hib3



	2003	2004	2005	2006	2007	2008	2009	2010	2011	2012	2013	2014
Estimate	97	95	95	98	98	97	98	98	98	98	98	98
Estimate GoC	●●	●●	●●	●●	●●	●●	●●	●●	●●	●●	●●	●●
Official	97	95	95	98	98	97	98	98	98	98	98	98
Administrative	96	95	95	98	105	105	103	97	95	99	97	99
Survey	NA	NA	NA	NA	NA	NA	NA	NA	NA	NA	NA	NA

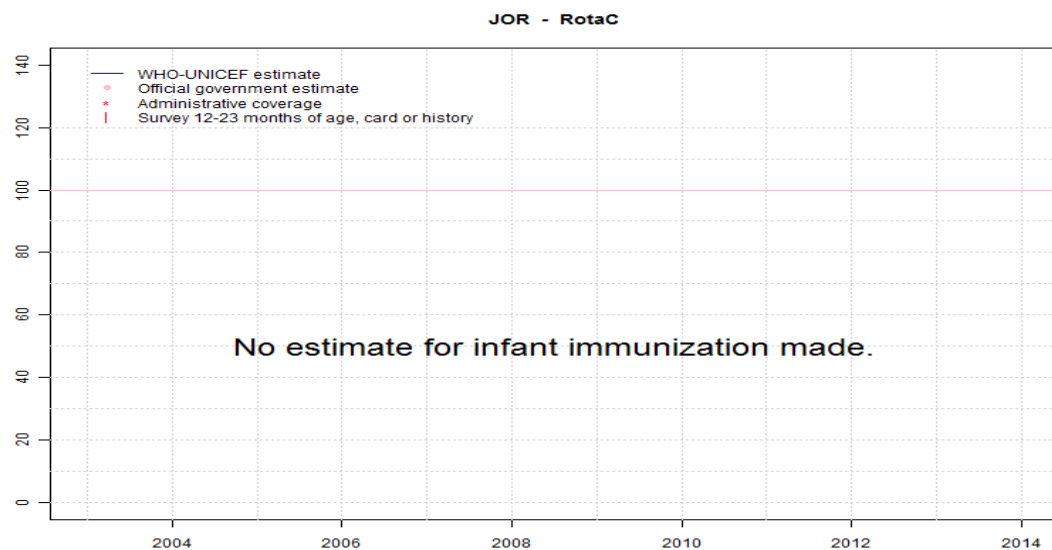
The WHO and UNICEF estimates of national immunization coverage (wuenic) are based on data and information that are of varying, and, in some instances, unknown quality. Beginning with the 2011 revision we describe the grade of confidence (GoC) we have in these estimates. As there is no underlying probability model upon which the estimates are based, we are unable to present classical measures of uncertainty, e.g., confidence intervals. Moreover, we have chosen not to make subjective estimates of plausibility/certainty ranges around the coverage. The GoC reflects the degree of empirical support upon which the estimates are based. It is not a judgment of the quality of data reported by national authorities.

- Estimate is supported by reported data [R+], coverage recalculated with an independent denominator from the World Population Prospects: 2012 revision from the UN Population Division (D+), and at least one supporting survey within 2 years [S+]. While well supported, the estimate still carries a risk of being wrong.
- Estimate is supported by at least one data source; [R+], [S+], or [D+]; and no data source, [R-], [D-], or [S-], challenges the estimate.
- There are no directly supporting data; or data from at least one source; [R-], [D-], [S-]; challenge the estimate.

In all cases these estimates should be used with caution and should be assessed in light of the objective for which they are being used.

Description:

- 2003: Estimate based on coverage reported by national government. GoC=R+ D+
- 2004: Estimate based on coverage reported by national government. GoC=R+ D+
- 2005: Estimate based on coverage reported by national government. GoC=R+ D+
- 2006: Estimate based on coverage reported by national government. GoC=R+ D+
- 2007: Estimate based on coverage reported by national government. GoC=R+ D+
- 2008: Estimate based on coverage reported by national government. GoC=R+ D+
- 2009: Estimate based on coverage reported by national government. GoC=R+ D+
- 2010: Estimate based on coverage reported by national government. GoC=R+ D+
- 2011: Estimate based on coverage reported by national government. GoC=R+ D+
- 2012: Estimate based on coverage reported by national government. GoC=R+ D+
- 2013: Estimate based on coverage reported by national government. GoC=R+ D+
- 2014: Estimate based on coverage reported by national government. Reported target population estimates from the national immunization programme reflect a stable 2 percent year-to-year increase since 2010 that is not reflective of a recent influx of displaced Syrian subpopulations into Jordan that may impact reported coverage levels. GoC=R+ D+

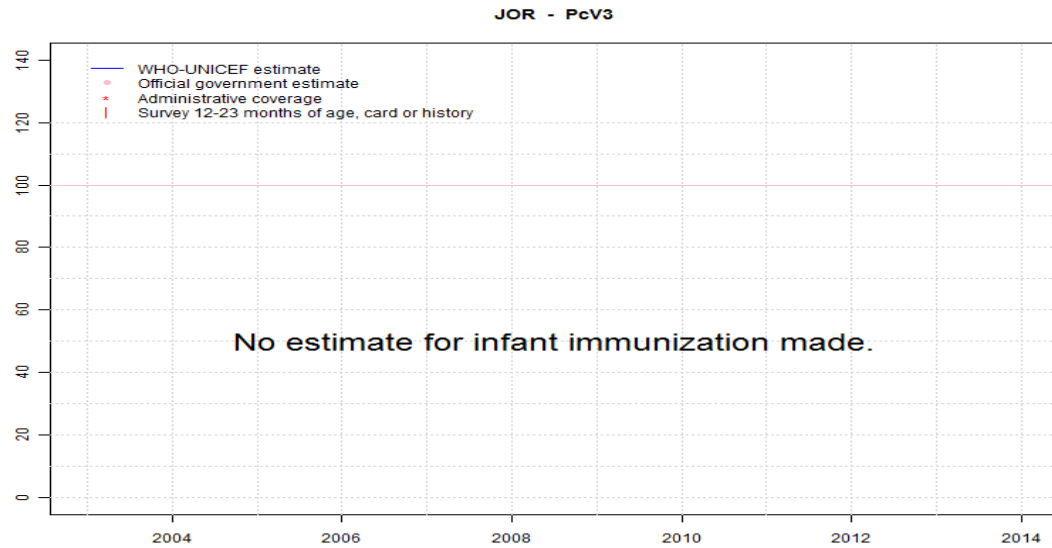


	2003	2004	2005	2006	2007	2008	2009	2010	2011	2012	2013	2014
Estimate	NA	NA	NA	NA	NA	NA	NA	NA	NA	NA	NA	NA
Estimate GoC	NA	NA	NA	NA	NA	NA	NA	NA	NA	NA	NA	NA
Official	NA	NA	NA	NA	NA	NA	NA	NA	NA	NA	NA	NA
Administrative	NA	NA	NA	NA	NA	NA	NA	NA	NA	NA	NA	NA
Survey	NA	NA	NA	NA	NA	NA	NA	NA	NA	NA	NA	NA

The WHO and UNICEF estimates of national immunization coverage (wuenic) are based on data and information that are of varying, and, in some instances, unknown quality. Beginning with the 2011 revision we describe the grade of confidence (GoC) we have in these estimates. As there is no underlying probability model upon which the estimates are based, we are unable to present classical measures of uncertainty, e.g., confidence intervals. Moreover, we have chosen not to make subjective estimates of plausibility/certainty ranges around the coverage. The GoC reflects the degree of empirical support upon which the estimates are based. It is not a judgment of the quality of data reported by national authorities.

- Estimate is supported by reported data [R+], coverage recalculated with an independent denominator from the World Population Prospects: 2012 revision from the UN Population Division (D+), and at least one supporting survey within 2 years [S+]. While well supported, the estimate still carries a risk of being wrong.
- Estimate is supported by at least one data source; [R+], [S+], or [D+]; and no data source, [R-], [D-], or [S-], challenges the estimate.
- There are no directly supporting data; or data from at least one source; [R-], [D-], [S-]; challenge the estimate.

In all cases these estimates should be used with caution and should be assessed in light of the objective for which they are being used.



	2003	2004	2005	2006	2007	2008	2009	2010	2011	2012	2013	2014
Estimate	NA	NA	NA	NA	NA	NA	NA	NA	NA	NA	NA	NA
Estimate GoC	NA	NA	NA	NA	NA	NA	NA	NA	NA	NA	NA	NA
Official	NA	NA	NA	NA	NA	NA	NA	NA	NA	NA	NA	NA
Administrative	NA	NA	NA	NA	NA	NA	NA	NA	NA	NA	NA	NA
Survey	NA	NA	NA	NA	NA	NA	NA	NA	NA	NA	NA	NA

The WHO and UNICEF estimates of national immunization coverage (wuenic) are based on data and information that are of varying, and, in some instances, unknown quality. Beginning with the 2011 revision we describe the grade of confidence (GoC) we have in these estimates. As there is no underlying probability model upon which the estimates are based, we are unable to present classical measures of uncertainty, e.g., confidence intervals. Moreover, we have chosen not to make subjective estimates of plausibility/certainty ranges around the coverage. The GoC reflects the degree of empirical support upon which the estimates are based. It is not a judgment of the quality of data reported by national authorities.

- Estimate is supported by reported data [R+], coverage recalculated with an independent denominator from the World Population Prospects: 2012 revision from the UN Population Division (D+), and at least one supporting survey within 2 years [S+]. While well supported, the estimate still carries a risk of being wrong.
- Estimate is supported by at least one data source; [R+], [S+], or [D+]; and no data source, [R-], [D-], or [S-], challenges the estimate.
- There are no directly supporting data; or data from at least one source; [R-], [D-], [S-]; challenge the estimate.

In all cases these estimates should be used with caution and should be assessed in light of the objective for which they are being used.

Jordan - survey details

2011 Jordan Population and Family Health Survey 2012

Vaccine	Confirmation method	Coverage	Age cohort	Sample	Cards seen
BCG	C or H <12 months	98	12-23 m	1941	80
BCG	Card	79	12-23 m	1560	80
BCG	Card or History	98	12-23 m	1941	80
BCG	History	19	12-23 m	381	80
DTP1	C or H <12 months	99	12-23 m	1941	80
DTP1	Card	80	12-23 m	1560	80
DTP1	Card or History	100	12-23 m	1941	80
DTP1	History	19	12-23 m	381	80
DTP3	C or H <12 months	98	12-23 m	1941	80
DTP3	Card	79	12-23 m	1560	80
DTP3	Card or History	98	12-23 m	1941	80
DTP3	History	19	12-23 m	381	80
MCV1	C or H <12 months	86	12-23 m	1941	80
MCV1	Card	77	12-23 m	1560	80
MCV1	Card or History	94	12-23 m	1941	80
MCV1	History	17	12-23 m	381	80
Pol1	C or H <12 months	99	12-23 m	1941	80
Pol1	Card	80	12-23 m	1560	80
Pol1	Card or History	100	12-23 m	1941	80
Pol1	History	19	12-23 m	381	80
Pol3	C or H <12 months	98	12-23 m	1941	80
Pol3	Card	79	12-23 m	1560	80
Pol3	Card or History	98	12-23 m	1941	80
Pol3	History	19	12-23 m	381	80

2010 Jordan Population and Family Health Survey 2012

Vaccine	Confirmation method	Coverage	Age cohort	Sample	Cards seen
BCG	C or H <12 months	98	24-35 m	1950	80
DTP1	C or H <12 months	98	24-35 m	1950	80
DTP3	C or H <12 months	97	24-35 m	1950	80
MCV1	C or H <12 months	86	24-35 m	1950	80
Pol1	C or H <12 months	98	24-35 m	1950	80
Pol3	C or H <12 months	97	24-35 m	1950	80

2009 Jordan Population and Family Health Survey 2012

Vaccine	Confirmation method	Coverage	Age cohort	Sample	Cards seen
BCG	C or H <12 months	98	36-47 m	1965	80
DTP1	C or H <12 months	99	36-47 m	1965	80
DTP3	C or H <12 months	97	36-47 m	1965	80
MCV1	C or H <12 months	84	36-47 m	1965	80
Pol1	C or H <12 months	99	36-47 m	1965	80
Pol3	C or H <12 months	97	36-47 m	1965	80

2008 Jordan Population and Family Health Survey 2012

Vaccine	Confirmation method	Coverage	Age cohort	Sample	Cards seen
BCG	C or H <12 months	96	48-59 m	2018	80
DTP1	C or H <12 months	99	48-59 m	2018	80
DTP3	C or H <12 months	97	48-59 m	2018	80
MCV1	C or H <12 months	87	48-59 m	2018	80
Pol1	C or H <12 months	99	48-59 m	2018	80
Pol3	C or H <12 months	97	48-59 m	2018	80

2006 Jordan Population and Family Health Survey 2007

Vaccine	Confirmation method	Coverage	Age cohort	Sample	Cards seen
BCG	C or H <12 months	90	12-23 m	1870	90
BCG	Card	83	12-23 m	1870	90
BCG	Card or History	91	12-23 m	1870	90
BCG	History	9	12-23 m	1870	90
DTP1	C or H <12 months	98	12-23 m	1870	90
DTP1	Card	90	12-23 m	1870	90
DTP1	Card or History	99	12-23 m	1870	90
DTP1	History	9	12-23 m	1870	90
DTP3	C or H <12 months	96	12-23 m	1870	90
DTP3	Card	89	12-23 m	1870	90
DTP3	Card or History	97	12-23 m	1870	90
DTP3	History	9	12-23 m	1870	90
MCV1	C or H <12 months	86	12-23 m	1870	90
MCV1	Card	86	12-23 m	1870	90

Jordan - survey details

MCV1	Card or History	94	12-23 m	1870	90
MCV1	History	8	12-23 m	1870	90
Pol1	C or H <12 months	99	12-23 m	1870	90
Pol1	Card	90	12-23 m	1870	90
Pol1	Card or History	99	12-23 m	1870	90
Pol1	History	9	12-23 m	1870	90
Pol3	C or H <12 months	97	12-23 m	1870	90
Pol3	Card	89	12-23 m	1870	90
Pol3	Card or History	98	12-23 m	1870	90
Pol3	History	9	12-23 m	1870	90

2005 Jordan Population and Family Health Survey 2007

Vaccine	Confirmation method	Coverage	Age cohort	Sample	Cards seen
HepB1	Card or History	99	24-59 m	1870	90
HepB3	Card or History	99	24-59 m	1870	90
Hib1	Card or History	99	24-59 m	1870	90
Hib3	Card or History	99	24-59 m	1870	90

2001 Jordan Population and Family Health Survey 2002

Vaccine	Confirmation method	Coverage	Age cohort	Sample	Cards seen
---------	---------------------	----------	------------	--------	------------

BCG	C or H <12 months	29	12-23 m	1135	78
BCG	Card	22	12-23 m	1135	78
BCG	Card or History	29	12-23 m	1135	78
BCG	History	7	12-23 m	1135	78
DTP1	C or H <12 months	99	12-23 m	1135	78
DTP1	Card	78	12-23 m	1135	78
DTP1	Card or History	100	12-23 m	1135	78
DTP1	History	22	12-23 m	1135	78
DTP3	C or H <12 months	98	12-23 m	1135	78
DTP3	Card	77	12-23 m	1135	78
DTP3	Card or History	98	12-23 m	1135	78
DTP3	History	21	12-23 m	1135	78
MCV1	C or H <12 months	89	12-23 m	1135	78
MCV1	Card	75	12-23 m	1135	78
MCV1	Card or History	95	12-23 m	1135	78
MCV1	History	20	12-23 m	1135	78
Pol1	C or H <12 months	100	12-23 m	1135	78
Pol1	Card	78	12-23 m	1135	78
Pol1	Card or History	100	12-23 m	1135	78
Pol1	History	22	12-23 m	1135	78
Pol3	C or H <12 months	97	12-23 m	1135	78
Pol3	Card	77	12-23 m	1135	78
Pol3	Card or History	98	12-23 m	1135	78
Pol3	History	21	12-23 m	1135	78

Further information and estimates for previous years are available at:

<http://www.data.unicef.org/child-health/immunization>

http://www.who.int/immunization/monitoring_surveillance/routine/coverage/en/index4.html

Jordan

WHO/UNICEF Estimates of Protection at Birth (PAB) against tetanus

In countries where tetanus is recommended for girls and women coverage is usually reported as "TT2+", i.e. the proportion of (pregnant) women who have received their second or superior TT dose in a given year. TT2 + coverage, however, can under-represent the actual proportion of births that are protected against tetanus as it does not include women who have previously received protective doses, women who received one dose without documentation of previous doses, and women who received doses in TT (or Td) supplemental immunization activities (SIA). In addition, girls who have received DTP in their childhood and are entering childbearing age, may be protected with TT booster doses.

WHO and UNICEF have developed a model that takes into account the above scenarios, and calculates the proportion of births in a given year that can be considered as having been protected against tetanus - "Protection at Birth".

In this model, annual cohorts of women are followed from infancy through their life. A proportion receives DTP in infancy (estimated based on the WHO-UNICEF estimates of DTP3 coverage). In addition some of these women also receive TT through routine services when they are pregnant and may also receive TT during SIAs. The model also adjusts reported data, taking into account coverage patterns in other years, and/or results available through surveys. The duration of protection is then calculated, based on WHO estimates of the duration of protection by doses ever received. The proportion of births that are protected against tetanus as a result of maternal immunization reflects the tetanus immunization received by the mother throughout her life rather than simply the TT immunizations received during the current pregnancy.

The model was used in the mid to late 2000. Currently, the coverage series developed by the model is used as the baseline, and efforts are made to obtain data from all sources that include the JRF and reported trend over the years, routine PAB reporting and its trend over the years, data from surveys (DHS, MICS, EPI), whether countries have been validated for the attainment of maternal and neonatal tetanus elimination and what the TT coverage figures are from the survey etc and all the information is used to arrive at an estimate of the protection-at-birth from TT vaccination.

Year	PAB coverage estimate (%)
2003	46
2004	53
2005	67
2006	86
2007	87
2008	87
2009	87
2010	87
2011	90
2012	90
2013	90
2014	90

¹ This model is described in: Griffiths U., Wolfson L., Quddus A., Younus M., Hafiz R.. Incremental cost-effectiveness of supplementary immunization activities to prevent neo-natal tetanus in Pakistan. Bulletin of the World Health Organization 2004; 82:643-651.