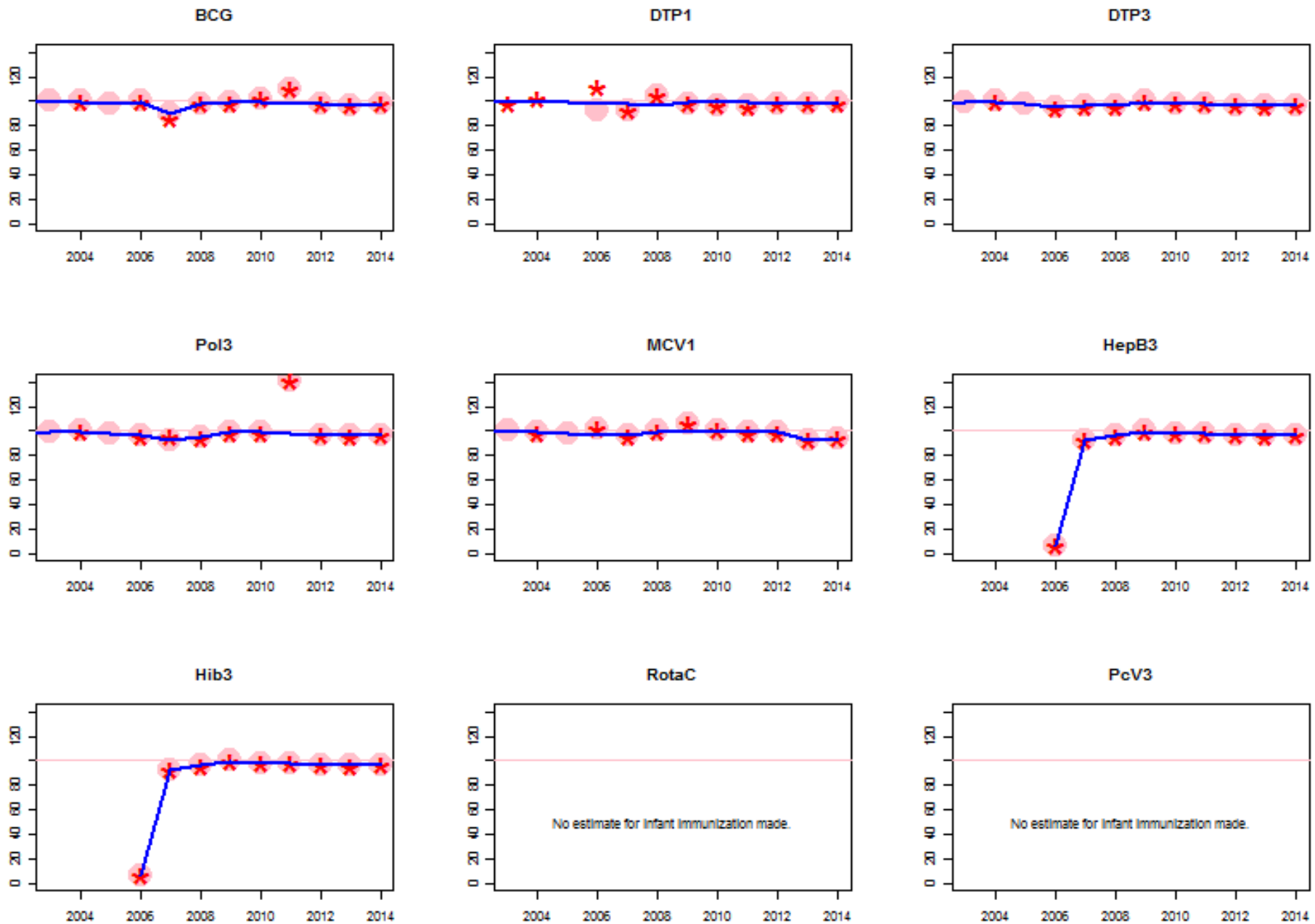
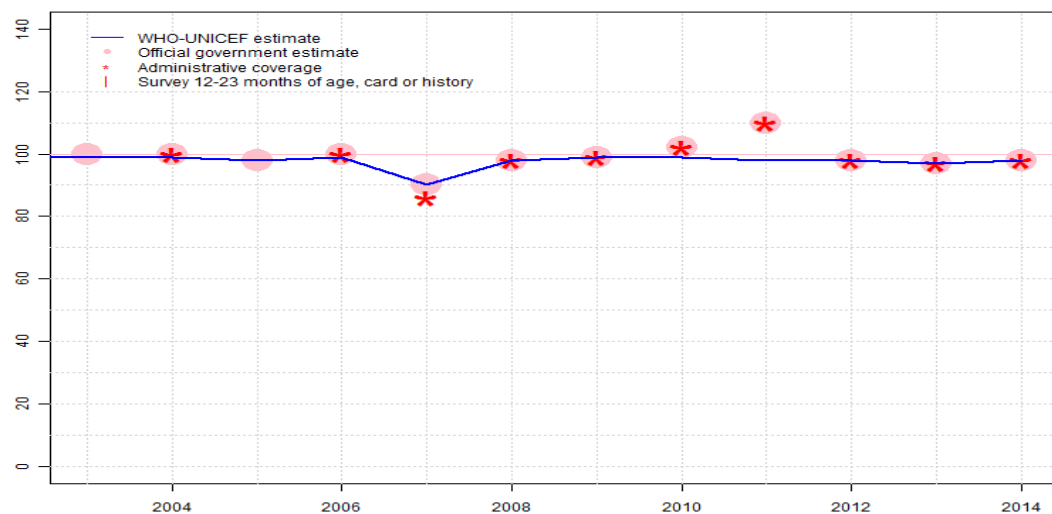


Dominica: WHO and UNICEF estimates of immunization coverage: 2014 revision



# Dominica - BCG

DMA - BCG



	2003	2004	2005	2006	2007	2008	2009	2010	2011	2012	2013	2014
Estimate	99	99	98	99	90	98	99	99	98	98	97	98
Estimate GoC	●●	●●	●●	●●	●●	●●	●●	●●	●●	●	●	●
Official	100	100	98	100	90	98	99	102	110	98	97	98
Administrative	NA	100	NA	100	86	98	99	102	110	98	97	98
Survey	NA	NA	NA	NA	NA	NA	NA	NA	NA	NA	NA	NA

The WHO and UNICEF estimates of national immunization coverage (wuenic) are based on data and information that are of varying, and, in some instances, unknown quality. Beginning with the 2011 revision we describe the grade of confidence (GoC) we have in these estimates. As there is no underlying probability model upon which the estimates are based, we are unable to present classical measures of uncertainty, e.g., confidence intervals. Moreover, we have chosen not to make subjective estimates of plausibility/certainty ranges around the coverage. The GoC reflects the degree of empirical support upon which the estimates are based. It is not a judgment of the quality of data reported by national authorities.

- Estimate is supported by reported data [R+], coverage recalculated with an independent denominator from the World Population Prospects: 2012 revision from the UN Population Division (D+), and at least one supporting survey within 2 years [S+]. While well supported, the estimate still carries a risk of being wrong.
- Estimate is supported by at least one data source; [R+], [S+], or [D+]; and no data source, [R-], [D-], or [S-], challenges the estimate.
- There are no directly supporting data; or data from at least one source; [R-], [D-], [S-]; challenge the estimate.

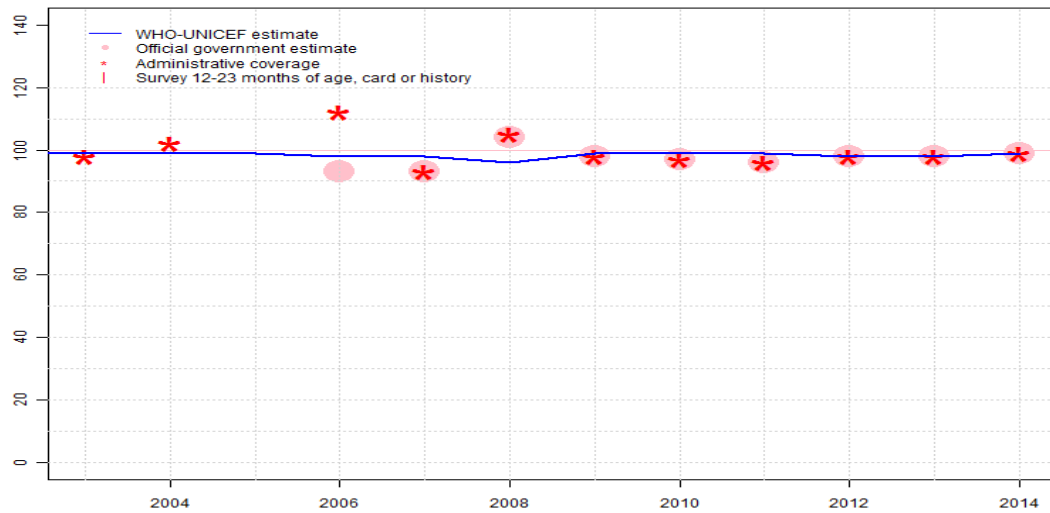
In all cases these estimates should be used with caution and should be assessed in light of the objective for which they are being used.

## Description:

- 2003: Estimate based on coverage reported by national government. GoC=R+ D+
- 2004: Estimate based on coverage reported by national government. GoC=R+ D+
- 2005: Estimate based on coverage reported by national government. GoC=R+ D+
- 2006: Estimate based on coverage reported by national government. GoC=R+ D+
- 2007: Estimate based on coverage reported by national government. GoC=R+ D+
- 2008: Estimate based on coverage reported by national government. GoC=R+ D+
- 2009: Estimate based on coverage reported by national government. GoC=R+ D+
- 2010: Estimate based on interpolation between data reported by national government. Reported data excluded. 102 percent greater than 100 percent. GoC=D+
- 2011: Estimate based on interpolation between data reported by national government. Reported data excluded. 110 percent greater than 100 percent. GoC=D+
- 2012: Estimate based on coverage reported by national government. Estimate based on reported data. Estimate challenged by: D-
- 2013: Estimate based on coverage reported by national government. Estimate challenged by: D-
- 2014: Estimate based on coverage reported by national government. No nationally representative household survey within the last 5 years. WHO and UNICEF recommend a high-quality survey to confirm reported levels of coverage. Estimate challenged by: D-

# Dominica - DTP1

DMA - DTP1



	2003	2004	2005	2006	2007	2008	2009	2010	2011	2012	2013	2014
Estimate	99	99	99	98	98	96	99	99	99	98	98	99
Estimate GoC	●	●	●	●	●	●	●	●	●	●	●	●
Official	NA	NA	NA	93	93	104	98	97	96	98	98	99
Administrative	98	102	NA	112	93	105	98	97	96	98	98	99
Survey	NA	NA	NA	NA	NA	NA	NA	NA	NA	NA	NA	NA

The WHO and UNICEF estimates of national immunization coverage (wuenic) are based on data and information that are of varying, and, in some instances, unknown quality. Beginning with the 2011 revision we describe the grade of confidence (GoC) we have in these estimates. As there is no underlying probability model upon which the estimates are based, we are unable to present classical measures of uncertainty, e.g., confidence intervals. Moreover, we have chosen not to make subjective estimates of plausibility/certainty ranges around the coverage. The GoC reflects the degree of empirical support upon which the estimates are based. It is not a judgment of the quality of data reported by national authorities.

- Estimate is supported by reported data [R+], coverage recalculated with an independent denominator from the World Population Prospects: 2012 revision from the UN Population Division (D+), and at least one supporting survey within 2 years [S+]. While well supported, the estimate still carries a risk of being wrong.
- Estimate is supported by at least one data source; [R+], [S+], or [D+]; and no data source, [R-], [D-], or [S-], challenges the estimate.
- There are no directly supporting data; or data from at least one source; [R-], [D-], [S-]; challenge the estimate.

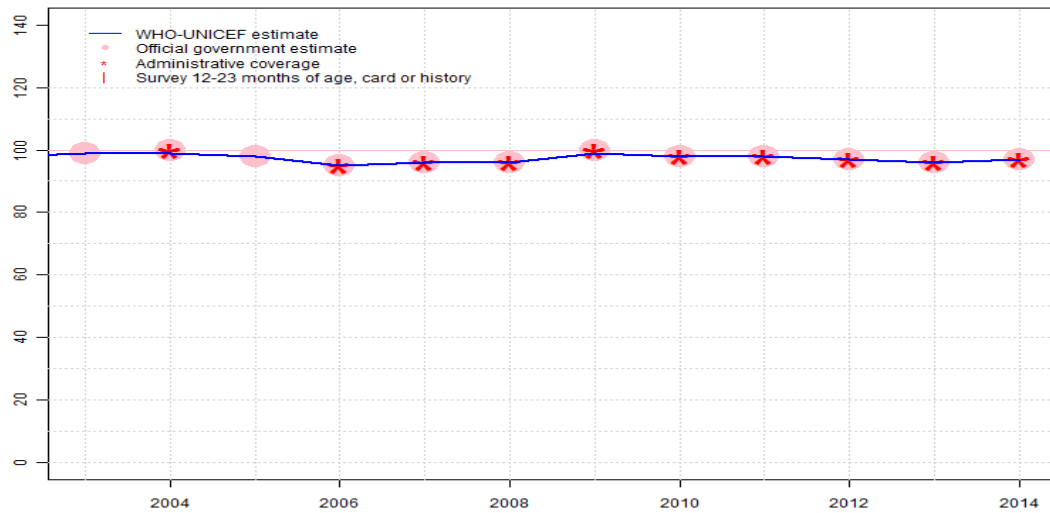
In all cases these estimates should be used with caution and should be assessed in light of the objective for which they are being used.

## Description:

- 2003: DTP1 coverage estimated based on DTP3 coverage of 99. Estimate challenged by: D-R-
- 2004: DTP1 coverage estimated based on DTP3 coverage of 100. Reported data excluded. 102 percent greater than 100 percent. Estimate challenged by: D-R-
- 2005: DTP1 coverage estimated based on DTP3 coverage of 98. GoC=No accepted empirical data
- 2006: DTP1 coverage estimated based on DTP3 coverage of 95. Estimate challenged by: D-R-
- 2007: DTP1 coverage estimated based on DTP3 coverage of 96. Estimate challenged by: D-R-
- 2008: Estimate based on interpolation between data reported by national government. Reported data excluded. 104 percent greater than 100 percent. Estimate challenged by: D-
- 2009: DTP1 coverage estimated based on DTP3 coverage of 100. Estimate challenged by: D-R-
- 2010: DTP1 coverage estimated based on DTP3 coverage of 98. Estimate challenged by: D-R-
- 2011: DTP1 coverage estimated based on DTP3 coverage of 98. Estimate challenged by: D-R-
- 2012: Estimate based on coverage reported by national government. Estimate challenged by: D-
- 2013: Estimate based on coverage reported by national government. Estimate challenged by: D-
- 2014: Estimate based on coverage reported by national government. No nationally representative household survey within the last 5 years. WHO and UNICEF recommend a high-quality survey to confirm reported levels of coverage. Estimate challenged by: D-

# Dominica - DTP3

DMA - DTP3



	2003	2004	2005	2006	2007	2008	2009	2010	2011	2012	2013	2014
Estimate	99	99	98	95	96	96	99	98	98	97	96	97
Estimate GoC	•	•	••	•	•	•	•	•	•	•	•	•
Official	99	100	98	95	96	96	100	98	98	97	96	97
Administrative	NA	100	NA	95	96	96	100	98	98	97	96	97
Survey	NA	NA	NA	NA	NA	NA	NA	NA	NA	NA	NA	NA

The WHO and UNICEF estimates of national immunization coverage (wuenic) are based on data and information that are of varying, and, in some instances, unknown quality. Beginning with the 2011 revision we describe the grade of confidence (GoC) we have in these estimates. As there is no underlying probability model upon which the estimates are based, we are unable to present classical measures of uncertainty, e.g., confidence intervals. Moreover, we have chosen not to make subjective estimates of plausibility/certainty ranges around the coverage. The GoC reflects the degree of empirical support upon which the estimates are based. It is not a judgment of the quality of data reported by national authorities.

- Estimate is supported by reported data [R+], coverage recalculated with an independent denominator from the World Population Prospects: 2012 revision from the UN Population Division (D+), and at least one supporting survey within 2 years [S+]. While well supported, the estimate still carries a risk of being wrong.
- Estimate is supported by at least one data source; [R+], [S+], or [D+]; and no data source, [R-], [D-], or [S-], challenges the estimate.
- There are no directly supporting data; or data from at least one source; [R-], [D-], [S-]; challenge the estimate.

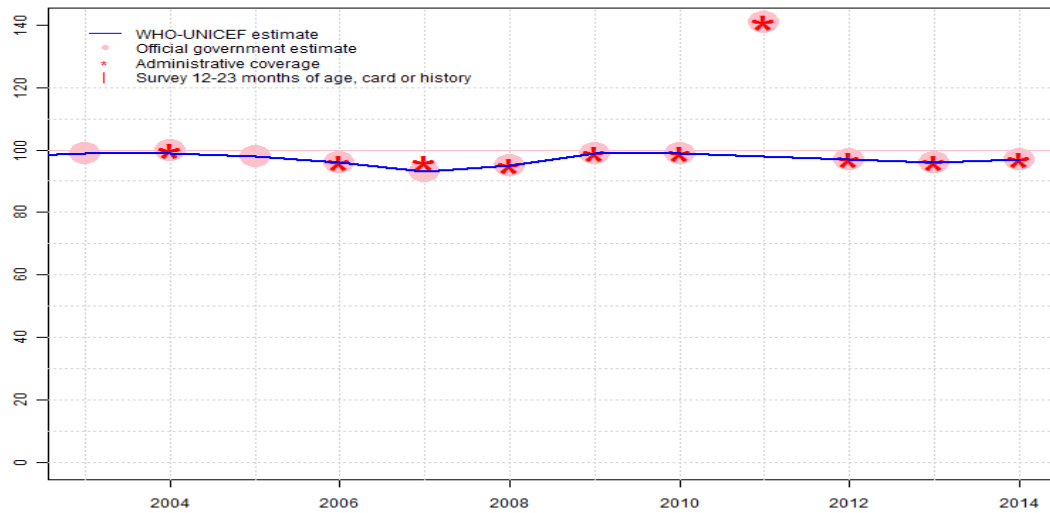
In all cases these estimates should be used with caution and should be assessed in light of the objective for which they are being used.

## Description:

- 2003: Estimate based on coverage reported by national government. Estimate challenged by: D-
- 2004: Estimate based on coverage reported by national government. Estimate challenged by: D-
- 2005: Estimate based on coverage reported by national government. GoC=R+
- 2006: Estimate based on coverage reported by national government. Estimate challenged by: D-
- 2007: Estimate based on coverage reported by national government. Estimate challenged by: D-
- 2008: Estimate based on coverage reported by national government. Estimate challenged by: D-
- 2009: Estimate based on coverage reported by national government. Estimate challenged by: D-
- 2010: Estimate based on coverage reported by national government. Estimate challenged by: D-
- 2011: Estimate based on coverage reported by national government. Estimate challenged by: D-
- 2012: Estimate based on coverage reported by national government. Estimate challenged by: D-
- 2013: Estimate based on coverage reported by national government. Estimate challenged by: D-
- 2014: Estimate based on coverage reported by national government. No nationally representative household survey within the last 5 years. WHO and UNICEF recommend a high-quality survey to confirm reported levels of coverage. Estimate challenged by: D-

# Dominica - Pol3

DMA - Pol3



	2003	2004	2005	2006	2007	2008	2009	2010	2011	2012	2013	2014
Estimate	99	99	98	96	93	95	99	99	98	97	96	97
Estimate GoC	•	••	••	•	•	•	•	•	••	•	•	•
Official	99	100	98	96	93	95	99	99	141	97	96	97
Administrative	NA	100	NA	96	96	95	99	99	141	97	96	97
Survey	NA	NA	NA	NA	NA	NA	NA	NA	NA	NA	NA	NA

The WHO and UNICEF estimates of national immunization coverage (wuenic) are based on data and information that are of varying, and, in some instances, unknown quality. Beginning with the 2011 revision we describe the grade of confidence (GoC) we have in these estimates. As there is no underlying probability model upon which the estimates are based, we are unable to present classical measures of uncertainty, e.g., confidence intervals. Moreover, we have chosen not to make subjective estimates of plausibility/certainty ranges around the coverage. The GoC reflects the degree of empirical support upon which the estimates are based. It is not a judgment of the quality of data reported by national authorities.

- Estimate is supported by reported data [R+], coverage recalculated with an independent denominator from the World Population Prospects: 2012 revision from the UN Population Division (D+), and at least one supporting survey within 2 years [S+]. While well supported, the estimate still carries a risk of being wrong.
- Estimate is supported by at least one data source; [R+], [S+], or [D+]; and no data source, [R-], [D-], or [S-], challenges the estimate.
- There are no directly supporting data; or data from at least one source; [R-], [D-], [S-]; challenge the estimate.

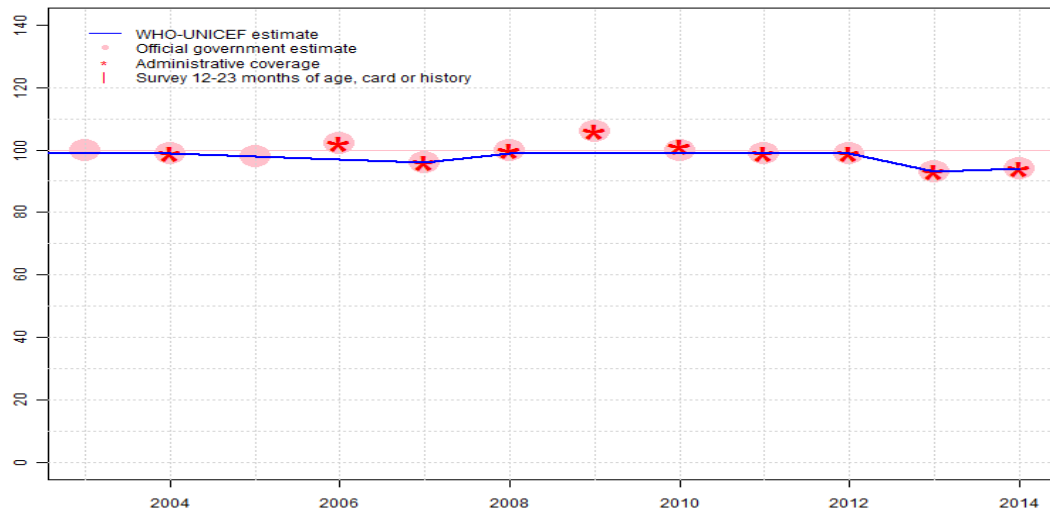
In all cases these estimates should be used with caution and should be assessed in light of the objective for which they are being used.

## Description:

- 2003: Estimate based on coverage reported by national government. Estimate challenged by: D-
- 2004: Estimate based on coverage reported by national government. GoC=R+
- 2005: Estimate based on coverage reported by national government. GoC=R+
- 2006: Estimate based on coverage reported by national government. Estimate challenged by: D-
- 2007: Estimate based on coverage reported by national government. Estimate challenged by: D-
- 2008: Estimate based on coverage reported by national government. Estimate challenged by: D-
- 2009: Estimate based on coverage reported by national government. Estimate challenged by: D-
- 2010: Estimate based on coverage reported by national government. Estimate challenged by: D-
- 2011: Estimate based on interpolation between data reported by national government. Reported data excluded. 141 percent greater than 100 percent. Reported data excluded. Unexplained increase from 99 percent to 141 percent with decrease 97 percent. GoC=D+
- 2012: Estimate based on coverage reported by national government. Estimate challenged by: D-
- 2013: Estimate based on coverage reported by national government. Estimate challenged by: D-
- 2014: Estimate based on coverage reported by national government. No nationally representative household survey within the last 5 years. WHO and UNICEF recommend a high-quality survey to confirm reported levels of coverage. Programme reports four to six month stock-out of polio vaccine at the national level. Estimate challenged by: D-

# Dominica - MCV1

DMA - MCV1



	2003	2004	2005	2006	2007	2008	2009	2010	2011	2012	2013	2014
Estimate	99	99	98	97	96	99	99	99	99	99	93	94
Estimate GoC	•	•	••	•	•	•	•	•	•	•	•	•
Official	100	99	98	102	96	100	106	100	99	99	93	94
Administrative	NA	99	NA	102	96	100	106	101	99	99	93	94
Survey	NA	NA	NA	NA	NA	NA	NA	NA	NA	NA	NA	NA

The WHO and UNICEF estimates of national immunization coverage (wuenic) are based on data and information that are of varying, and, in some instances, unknown quality. Beginning with the 2011 revision we describe the grade of confidence (GoC) we have in these estimates. As there is no underlying probability model upon which the estimates are based, we are unable to present classical measures of uncertainty, e.g., confidence intervals. Moreover, we have chosen not to make subjective estimates of plausibility/certainty ranges around the coverage. The GoC reflects the degree of empirical support upon which the estimates are based. It is not a judgment of the quality of data reported by national authorities.

- Estimate is supported by reported data [R+], coverage recalculated with an independent denominator from the World Population Prospects: 2012 revision from the UN Population Division (D+), and at least one supporting survey within 2 years [S+]. While well supported, the estimate still carries a risk of being wrong.
- Estimate is supported by at least one data source; [R+], [S+], or [D+]; and no data source, [R-], [D-], or [S-], challenges the estimate.
- There are no directly supporting data; or data from at least one source; [R-], [D-], [S-]; challenge the estimate.

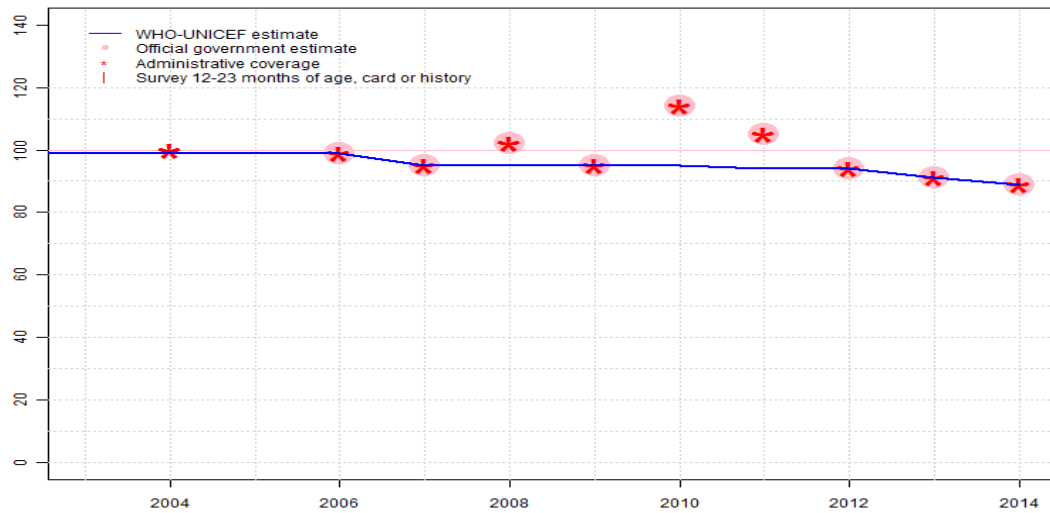
In all cases these estimates should be used with caution and should be assessed in light of the objective for which they are being used.

## Description:

- 2003: Estimate based on coverage reported by national government. Estimate challenged by: D-
- 2004: Estimate based on coverage reported by national government. Estimate challenged by: D-
- 2005: Estimate based on coverage reported by national government. GoC=R+
- 2006: Estimate based on interpolation between data reported by national government. Reported data excluded. 102 percent greater than 100 percent. Estimate challenged by: D-
- 2007: Estimate based on coverage reported by national government. Estimate challenged by: D-
- 2008: Estimate based on coverage reported by national government. Estimate challenged by: D-
- 2009: Estimate based on interpolation between data reported by national government. Reported data excluded. 106 percent greater than 100 percent. Estimate challenged by: D-
- 2010: Estimate based on coverage reported by national government. Estimate challenged by: D-
- 2011: Estimate based on coverage reported by national government. Estimate challenged by: D-
- 2012: Estimate based on coverage reported by national government. Estimate challenged by: D-
- 2013: Estimate based on coverage reported by national government. Estimate challenged by: D-
- 2014: Estimate based on coverage reported by national government. No nationally representative household survey within the last 5 years. WHO and UNICEF recommend a high-quality survey to confirm reported levels of coverage. Programme reports six month stock-out of measles containing vaccine at national level. Estimate challenged by: D-

# Dominica - MCV2

DMA - MCV2



	2003	2004	2005	2006	2007	2008	2009	2010	2011	2012	2013	2014
Estimate	99	99	99	99	95	95	95	95	94	94	91	89
Estimate GoC	•	•	•	•	•	•	•	••	•	•	•	•
Official	NA	NA	NA	99	95	102	95	114	105	94	91	89
Administrative	NA	100	NA	99	95	102	95	114	105	94	91	89
Survey	NA	NA	NA	NA	NA	NA	NA	NA	NA	NA	NA	NA

The WHO and UNICEF estimates of national immunization coverage (wuenic) are based on data and information that are of varying, and, in some instances, unknown quality. Beginning with the 2011 revision we describe the grade of confidence (GoC) we have in these estimates. As there is no underlying probability model upon which the estimates are based, we are unable to present classical measures of uncertainty, e.g., confidence intervals. Moreover, we have chosen not to make subjective estimates of plausibility/certainty ranges around the coverage. The GoC reflects the degree of empirical support upon which the estimates are based. It is not a judgment of the quality of data reported by national authorities.

- Estimate is supported by reported data [R+], coverage recalculated with an independent denominator from the World Population Prospects: 2012 revision from the UN Population Division (D+), and at least one supporting survey within 2 years [S+]. While well supported, the estimate still carries a risk of being wrong.
- Estimate is supported by at least one data source; [R+], [S+], or [D+]; and no data source, [R-], [D-], or [S-], challenges the estimate.
- There are no directly supporting data; or data from at least one source; [R-], [D-], [S-]; challenge the estimate.

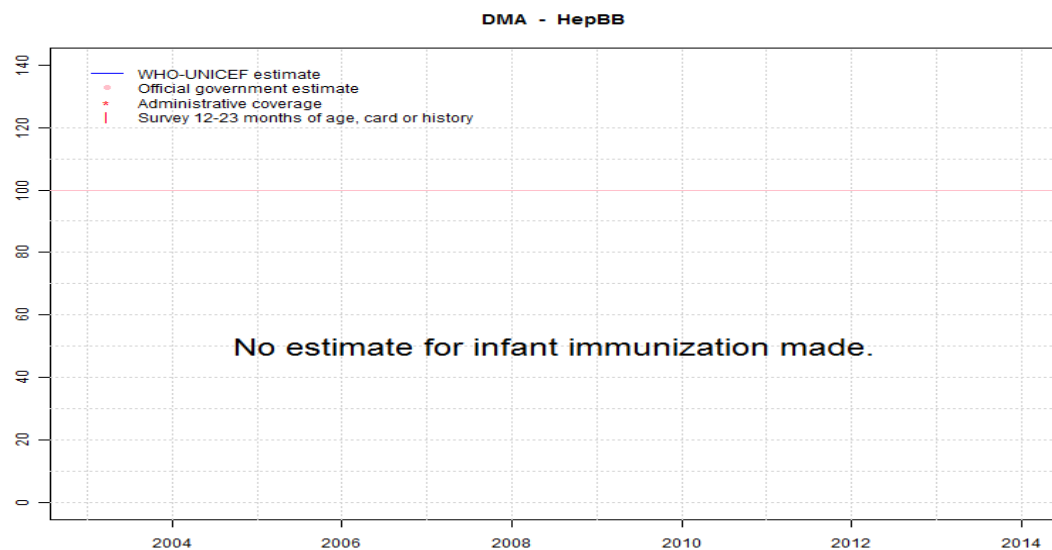
In all cases these estimates should be used with caution and should be assessed in light of the objective for which they are being used.

## Description:

Coverage estimates for the second dose of measles containing vaccine are for children by the nationally recommended age.

- 2003: Estimate based on interpolation between reported values. GoC=No accepted empirical data
- 2004: Estimate based on reported administrative estimate. Estimate challenged by: D-
- 2005: Estimate based on interpolation between reported values. GoC=No accepted empirical data
- 2006: Estimate based on coverage reported by national government. Estimate challenged by: D-
- 2007: Estimate based on coverage reported by national government. Estimate challenged by: D-
- 2008: Estimate based on interpolation between reported values. Reported data excluded. 102 percent greater than 100 percent. Estimate challenged by: D-
- 2009: Estimate based on coverage reported by national government. Estimate challenged by: D-
- 2010: Estimate based on interpolation between reported values. Reported data excluded. 114 percent greater than 100 percent. GoC=D+
- 2011: Estimate based on interpolation between reported values. Reported data excluded. 105 percent greater than 100 percent. Estimate challenged by: D-
- 2012: Estimate based on coverage reported by national government. Estimate challenged by: D-
- 2013: Estimate based on coverage reported by national government. Estimate challenged by: D-
- 2014: Estimate based on coverage reported by national government. No nationally representative household survey within the last 5 years. WHO and UNICEF recommend a high-quality survey to confirm reported levels of coverage. Recommended age of administration for the second dose of measles containing vaccine changed to 18 months. Programme reports six month stock-out of measles containing vaccine at national level. Estimate challenged by: D-

# Dominica - HepBB



	2003	2004	2005	2006	2007	2008	2009	2010	2011	2012	2013	2014
Estimate	NA	NA	NA	NA	NA	NA	NA	NA	NA	NA	NA	NA
Estimate GoC	NA	NA	NA	NA	NA	NA	NA	NA	NA	NA	NA	NA
Official	NA	NA	NA	NA	NA	NA	NA	NA	NA	NA	NA	NA
Administrative	NA	NA	NA	NA	NA	NA	NA	NA	NA	NA	NA	NA
Survey	NA	NA	NA	NA	NA	NA	NA	NA	NA	NA	NA	NA

The WHO and UNICEF estimates of national immunization coverage (wuenic) are based on data and information that are of varying, and, in some instances, unknown quality. Beginning with the 2011 revision we describe the grade of confidence (GoC) we have in these estimates. As there is no underlying probability model upon which the estimates are based, we are unable to present classical measures of uncertainty, e.g., confidence intervals. Moreover, we have chosen not to make subjective estimates of plausibility/certainty ranges around the coverage. The GoC reflects the degree of empirical support upon which the estimates are based. It is not a judgment of the quality of data reported by national authorities.

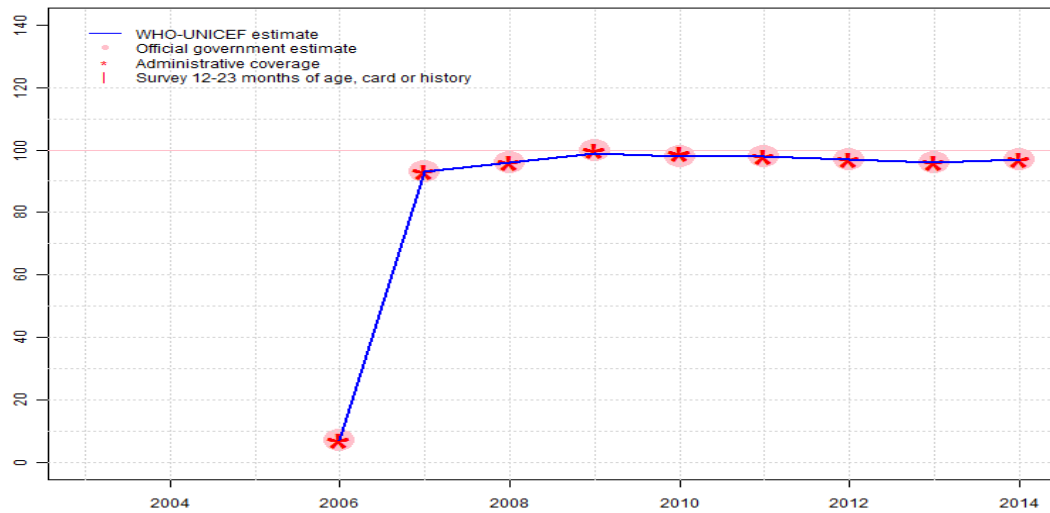
- Estimate is supported by reported data [R+], coverage recalculated with an independent denominator from the World Population Prospects: 2012 revision from the UN Population Division (D+), and at least one supporting survey within 2 years [S+]. While well supported, the estimate still carries a risk of being wrong.
- Estimate is supported by at least one data source; [R+], [S+], or [D+]; and no data source, [R-], [D-], or [S-], challenges the estimate.
- There are no directly supporting data; or data from at least one source; [R-], [D-], [S-]; challenge the estimate.

In all cases these estimates should be used with caution and should be assessed in light of the objective for which they are being used.



# Dominica - HepB3

DMA - HepB3



	2003	2004	2005	2006	2007	2008	2009	2010	2011	2012	2013	2014
Estimate	NA	NA	NA	7	93	96	99	98	98	97	96	97
Estimate GoC	NA	NA	NA	••	•	•	•	•	•	•	•	•
Official	NA	NA	NA	7	93	96	100	98	98	97	96	97
Administrative	NA	NA	NA	7	93	96	100	99	98	97	96	97
Survey	NA	NA	NA	NA	NA	NA	NA	NA	NA	NA	NA	NA

The WHO and UNICEF estimates of national immunization coverage (wuenic) are based on data and information that are of varying, and, in some instances, unknown quality. Beginning with the 2011 revision we describe the grade of confidence (GoC) we have in these estimates. As there is no underlying probability model upon which the estimates are based, we are unable to present classical measures of uncertainty, e.g., confidence intervals. Moreover, we have chosen not to make subjective estimates of plausibility/certainty ranges around the coverage. The GoC reflects the degree of empirical support upon which the estimates are based. It is not a judgment of the quality of data reported by national authorities.

- Estimate is supported by reported data [R+], coverage recalculated with an independent denominator from the World Population Prospects: 2012 revision from the UN Population Division (D+), and at least one supporting survey within 2 years [S+]. While well supported, the estimate still carries a risk of being wrong.
- Estimate is supported by at least one data source; [R+], [S+], or [D+]; and no data source, [R-], [D-], or [S-], challenges the estimate.
- There are no directly supporting data; or data from at least one source; [R-], [D-], [S-]; challenge the estimate.

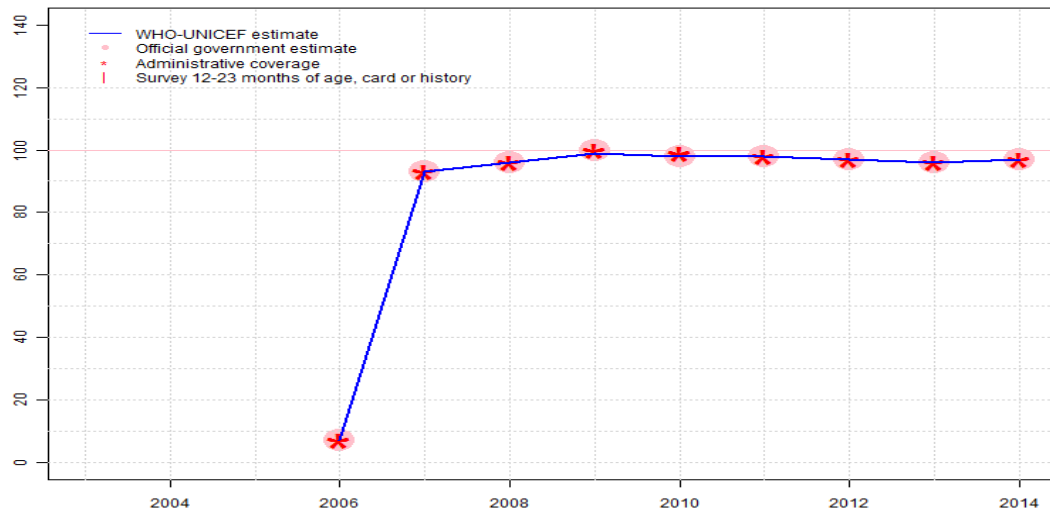
In all cases these estimates should be used with caution and should be assessed in light of the objective for which they are being used.

## Description:

- 2006: Estimate based on coverage reported by national government. HepB vaccine introduced in 2006. GoC=R+ D+
- 2007: Estimate based on coverage reported by national government. Estimate challenged by: D-
- 2008: Estimate based on coverage reported by national government. Estimate challenged by: D-
- 2009: Estimate based on coverage reported by national government. Estimate challenged by: D-
- 2010: Estimate based on coverage reported by national government. Estimate challenged by: D-
- 2011: Estimate based on coverage reported by national government. Estimate challenged by: D-
- 2012: Estimate based on coverage reported by national government. Estimate challenged by: D-
- 2013: Estimate based on coverage reported by national government. Estimate challenged by: D-
- 2014: Estimate based on coverage reported by national government. No nationally representative household survey within the last 5 years. WHO and UNICEF recommend a high-quality survey to confirm reported levels of coverage. Estimate challenged by: D-

# Dominica - Hib3

DMA - Hib3



	2003	2004	2005	2006	2007	2008	2009	2010	2011	2012	2013	2014
Estimate	NA	NA	NA	7	93	96	99	98	98	97	96	97
Estimate GoC	NA	NA	NA	●●	●	●	●	●	●	●	●	●
Official	NA	NA	NA	7	93	96	100	98	98	97	96	97
Administrative	NA	NA	NA	7	93	96	100	99	98	97	96	97
Survey	NA	NA	NA	NA	NA	NA	NA	NA	NA	NA	NA	NA

The WHO and UNICEF estimates of national immunization coverage (wuenic) are based on data and information that are of varying, and, in some instances, unknown quality. Beginning with the 2011 revision we describe the grade of confidence (GoC) we have in these estimates. As there is no underlying probability model upon which the estimates are based, we are unable to present classical measures of uncertainty, e.g., confidence intervals. Moreover, we have chosen not to make subjective estimates of plausibility/certainty ranges around the coverage. The GoC reflects the degree of empirical support upon which the estimates are based. It is not a judgment of the quality of data reported by national authorities.

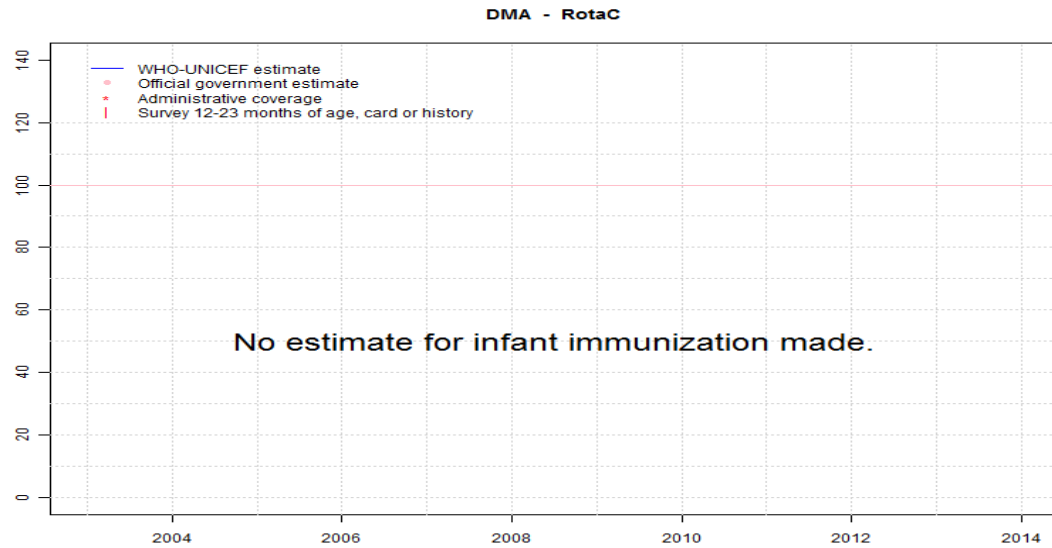
- Estimate is supported by reported data [R+], coverage recalculated with an independent denominator from the World Population Prospects: 2012 revision from the UN Population Division (D+), and at least one supporting survey within 2 years [S+]. While well supported, the estimate still carries a risk of being wrong.
- Estimate is supported by at least one data source; [R+], [S+], or [D+]; and no data source, [R-], [D-], or [S-], challenges the estimate.
- There are no directly supporting data; or data from at least one source; [R-], [D-], [S-]; challenge the estimate.

In all cases these estimates should be used with caution and should be assessed in light of the objective for which they are being used.

## Description:

- 2006: Estimate based on coverage reported by national government. Hib vaccine introduced in 2006. Vaccine presentation is DTP-HepB-Hib. GoC=R+D+
- 2007: Estimate based on coverage reported by national government. Estimate challenged by: D-
- 2008: Estimate based on coverage reported by national government. Estimate challenged by: D-
- 2009: Estimate based on coverage reported by national government. Estimate challenged by: D-
- 2010: Estimate based on coverage reported by national government. Estimate challenged by: D-
- 2011: Estimate based on coverage reported by national government. Estimate challenged by: D-
- 2012: Estimate based on coverage reported by national government. Estimate challenged by: D-
- 2013: Estimate based on coverage reported by national government. Estimate challenged by: D-
- 2014: Estimate based on coverage reported by national government. No nationally representative household survey within the last 5 years. WHO and UNICEF recommend a high-quality survey to confirm reported levels of coverage. Estimate challenged by: D-

# Dominica - RotaC



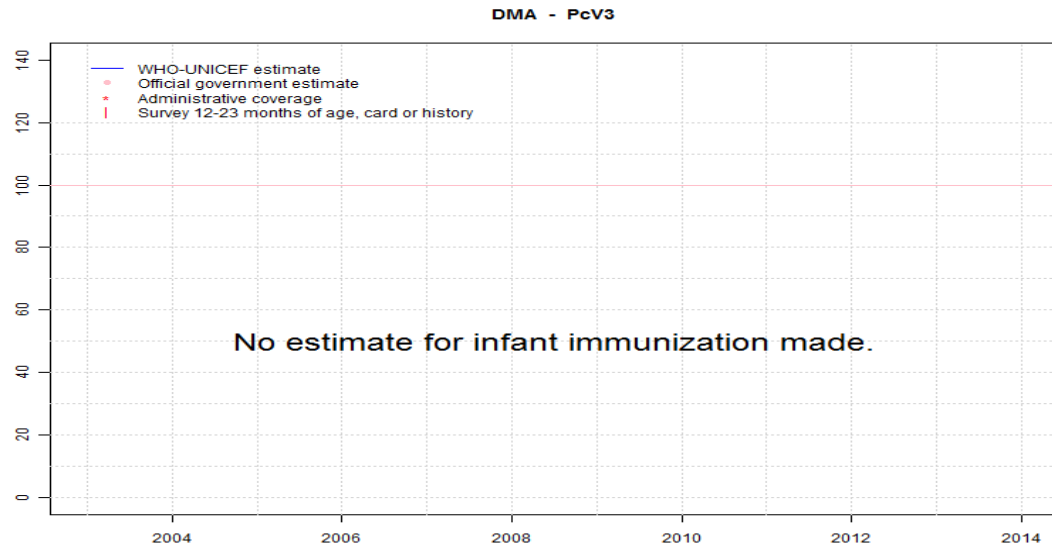
	2003	2004	2005	2006	2007	2008	2009	2010	2011	2012	2013	2014
Estimate	NA	NA	NA	NA	NA	NA	NA	NA	NA	NA	NA	NA
Estimate GoC	NA	NA	NA	NA	NA	NA	NA	NA	NA	NA	NA	NA
Official	NA	NA	NA	NA	NA	NA	NA	NA	NA	NA	NA	NA
Administrative	NA	NA	NA	NA	NA	NA	NA	NA	NA	NA	NA	NA
Survey	NA	NA	NA	NA	NA	NA	NA	NA	NA	NA	NA	NA

The WHO and UNICEF estimates of national immunization coverage (wuenic) are based on data and information that are of varying, and, in some instances, unknown quality. Beginning with the 2011 revision we describe the grade of confidence (GoC) we have in these estimates. As there is no underlying probability model upon which the estimates are based, we are unable to present classical measures of uncertainty, e.g., confidence intervals. Moreover, we have chosen not to make subjective estimates of plausibility/certainty ranges around the coverage. The GoC reflects the degree of empirical support upon which the estimates are based. It is not a judgment of the quality of data reported by national authorities.

- Estimate is supported by reported data [R+], coverage recalculated with an independent denominator from the World Population Prospects: 2012 revision from the UN Population Division (D+), and at least one supporting survey within 2 years [S+]. While well supported, the estimate still carries a risk of being wrong.
- Estimate is supported by at least one data source; [R+], [S+], or [D+]; and no data source, [R-], [D-], or [S-], challenges the estimate.
- There are no directly supporting data; or data from at least one source; [R-], [D-], [S-]; challenge the estimate.

In all cases these estimates should be used with caution and should be assessed in light of the objective for which they are being used.

# Dominica - PcV3



	2003	2004	2005	2006	2007	2008	2009	2010	2011	2012	2013	2014
Estimate	NA	NA	NA	NA	NA	NA	NA	NA	NA	NA	NA	NA
Estimate GoC	NA	NA	NA	NA	NA	NA	NA	NA	NA	NA	NA	NA
Official	NA	NA	NA	NA	NA	NA	NA	NA	NA	NA	NA	NA
Administrative	NA	NA	NA	NA	NA	NA	NA	NA	NA	NA	NA	NA
Survey	NA	NA	NA	NA	NA	NA	NA	NA	NA	NA	NA	NA

The WHO and UNICEF estimates of national immunization coverage (wuenic) are based on data and information that are of varying, and, in some instances, unknown quality. Beginning with the 2011 revision we describe the grade of confidence (GoC) we have in these estimates. As there is no underlying probability model upon which the estimates are based, we are unable to present classical measures of uncertainty, e.g., confidence intervals. Moreover, we have chosen not to make subjective estimates of plausibility/certainty ranges around the coverage. The GoC reflects the degree of empirical support upon which the estimates are based. It is not a judgment of the quality of data reported by national authorities.

- Estimate is supported by reported data [R+], coverage recalculated with an independent denominator from the World Population Prospects: 2012 revision from the UN Population Division (D+), and at least one supporting survey within 2 years [S+]. While well supported, the estimate still carries a risk of being wrong.
- Estimate is supported by at least one data source; [R+], [S+], or [D+]; and no data source, [R-], [D-], or [S-], challenges the estimate.
- There are no directly supporting data; or data from at least one source; [R-], [D-], [S-]; challenge the estimate.

In all cases these estimates should be used with caution and should be assessed in light of the objective for which they are being used.

Further information and estimates for previous years are available at:

<http://www.data.unicef.org/child-health/immunization>

[http://www.who.int/immunization/monitoring\\_surveillance/routine/coverage/en/index4.html](http://www.who.int/immunization/monitoring_surveillance/routine/coverage/en/index4.html)