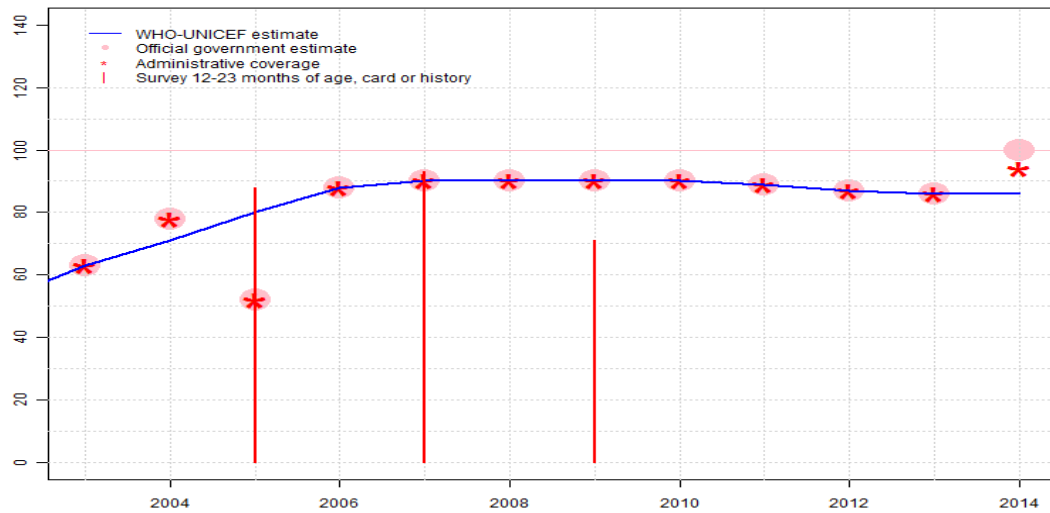


Djibouti - BCG

DJI - BCG



	2003	2004	2005	2006	2007	2008	2009	2010	2011	2012	2013	2014
Estimate	63	71	80	88	90	90	90	90	89	87	86	86
Estimate GoC	•	•	•	•••	•	•	•	•	•	•	•	•
Official	63	78	52	88	90	90	90	90	89	87	86	100
Administrative	63	78	52	88	90	90	90	90	89	87	86	94
Survey	NA	NA	88	NA	93	NA	71	NA	NA	NA	NA	NA

The WHO and UNICEF estimates of national immunization coverage (wuenic) are based on data and information that are of varying, and, in some instances, unknown quality. Beginning with the 2011 revision we describe the grade of confidence (GoC) we have in these estimates. As there is no underlying probability model upon which the estimates are based, we are unable to present classical measures of uncertainty, e.g., confidence intervals. Moreover, we have chosen not to make subjective estimates of plausibility/certainty ranges around the coverage. The GoC reflects the degree of empirical support upon which the estimates are based. It is not a judgment of the quality of data reported by national authorities.

- Estimate is supported by reported data [R+], coverage recalculated with an independent denominator from the World Population Prospects: 2012 revision from the UN Population Division (D+), and at least one supporting survey within 2 years [S+]. While well supported, the estimate still carries a risk of being wrong.
- Estimate is supported by at least one data source; [R+], [S+], or [D+]; and no data source, [R-], [D-], or [S-], challenges the estimate.
- There are no directly supporting data; or data from at least one source; [R-], [D-], [S-]; challenge the estimate.

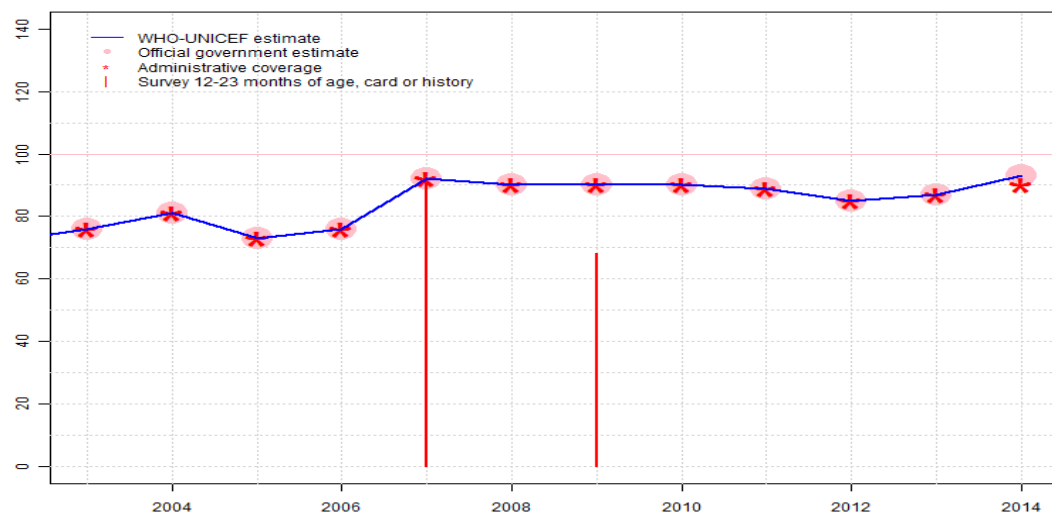
In all cases these estimates should be used with caution and should be assessed in light of the objective for which they are being used.

Description:

- 2003: Estimate based on coverage reported by national government. Estimate challenged by: D-
- 2004: Estimate based on interpolation between coverage reported by national government. Reported data excluded. Unexplained increase from 63 percent to 78 percent with decrease 52 percent. Estimate challenged by: D-
- 2005: Estimate based on interpolation between data reported by national government supported by survey. Survey evidence of 88 percent based on 1 survey(s). Reported data excluded. Decline in reported coverage from 78 percent to 52 percent with increase to 88 percent. Estimate challenged by: D-
- 2006: Estimate based on coverage reported by national government. GoC=R+ S+ D+
- 2007: Estimate based on coverage reported by national government supported by survey. Survey evidence of 93 percent based on 1 survey(s). Estimate challenged by: S-
- 2008: Estimate based on coverage reported by national government. Estimate challenged by: S-
- 2009: Estimate based on coverage reported by national government. Second Djibouti Family Health Survey 2012 results ignored by working group. Presentation of survey results are not standard. Card coverage greater than percent cards seen. Estimate challenged by: S-
- 2010: Estimate based on coverage reported by national government. Estimate challenged by: S-
- 2011: Estimate based on coverage reported by national government. Estimate challenged by: D-S-
- 2012: Estimate based on coverage reported by national government. Estimate challenged by: D-
- 2013: Estimate based on coverage reported by national government. Results from the 2014 coverage survey are reported using only children aged 12-23 m with cards. Recomputed survey coverage using all children aged 12-23 m in the survey sample suggests lower coverage levels than those reported by the government for 2013. Estimate challenged by: D-
- 2014: Estimate based on extrapolation from data reported by national government. Reported data excluded. Change in reported coverage from 86 level to 100 percent. Estimate challenged by: D-

Djibouti - DTP1

DJI - DTP1



	2003	2004	2005	2006	2007	2008	2009	2010	2011	2012	2013	2014
Estimate	76	81	73	76	92	90	90	90	89	85	87	93
Estimate GoC	•	••	•	••	•	•	•	•	•	•	•	•
Official	76	81	73	76	92	90	90	90	89	85	87	93
Administrative	76	81	73	76	92	90	90	90	89	85	87	90
Survey	NA	NA	NA	NA	91	NA	68	NA	NA	NA	NA	NA

The WHO and UNICEF estimates of national immunization coverage (wuenic) are based on data and information that are of varying, and, in some instances, unknown quality. Beginning with the 2011 revision we describe the grade of confidence (GoC) we have in these estimates. As there is no underlying probability model upon which the estimates are based, we are unable to present classical measures of uncertainty, e.g., confidence intervals. Moreover, we have chosen not to make subjective estimates of plausibility/certainty ranges around the coverage. The GoC reflects the degree of empirical support upon which the estimates are based. It is not a judgment of the quality of data reported by national authorities.

- Estimate is supported by reported data [R+], coverage recalculated with an independent denominator from the World Population Prospects: 2012 revision from the UN Population Division (D+), and at least one supporting survey within 2 years [S+]. While well supported, the estimate still carries a risk of being wrong.
- Estimate is supported by at least one data source; [R+], [S+], or [D+]; and no data source, [R-], [D-], or [S-], challenges the estimate.
- There are no directly supporting data; or data from at least one source; [R-], [D-], [S-]; challenge the estimate.

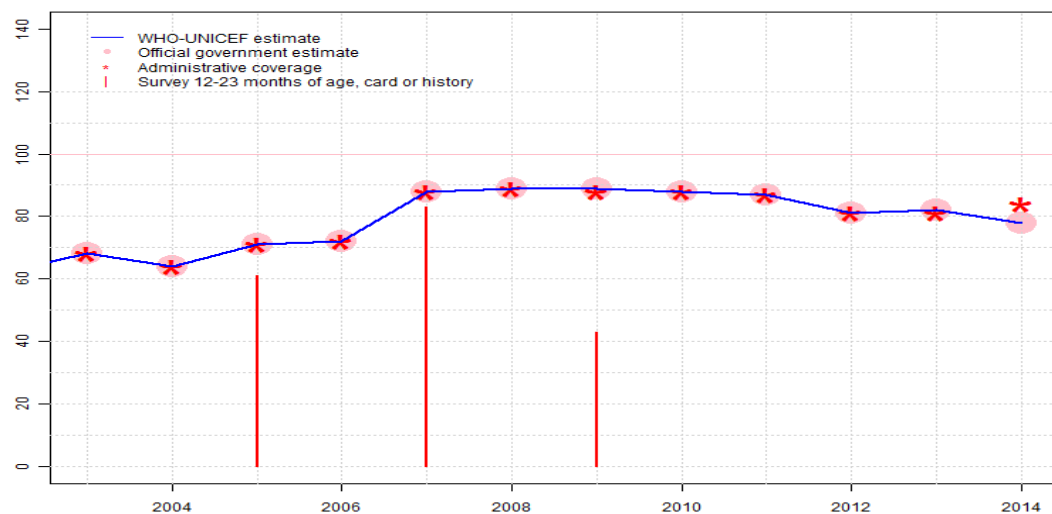
In all cases these estimates should be used with caution and should be assessed in light of the objective for which they are being used.

Description:

- 2003: Estimate based on coverage reported by national government. Estimate challenged by: D-
- 2004: Estimate based on coverage reported by national government. GoC=R+ D+
- 2005: Estimate based on coverage reported by national government. Estimate challenged by: D-
- 2006: Estimate based on coverage reported by national government. GoC=R+ D+
- 2007: Estimate based on coverage reported by national government supported by survey. Survey evidence of 91 percent based on 1 survey(s). Estimate challenged by: S-
- 2008: Estimate based on coverage reported by national government. Estimate challenged by: S-
- 2009: Estimate based on coverage reported by national government. Second Djibouti Family Health Survey 2012 results ignored by working group. Presentation of survey results are not standard. Card coverage greater than percent cards seen. Estimate challenged by: S-
- 2010: Estimate based on coverage reported by national government. Estimate challenged by: S-
- 2011: Estimate based on coverage reported by national government. Estimate challenged by: D-S-
- 2012: Estimate based on coverage reported by national government. Estimate challenged by: D-
- 2013: Estimate based on coverage reported by national government. Results from the 2014 coverage survey are reported using only children aged 12-23 m with cards. Recomputed survey coverage using all children aged 12-23 m in the survey sample suggests lower coverage levels than those reported by the government for 2013. Estimate challenged by: D-
- 2014: Estimate based on coverage reported by national government. Estimate challenged by: D-

Djibouti - DTP3

DJI - DTP3



	2003	2004	2005	2006	2007	2008	2009	2010	2011	2012	2013	2014
Estimate	68	64	71	72	88	89	89	88	87	81	82	78
Estimate GoC	•	•••	•	••	•	•	•	•	•	•	•	•
Official	68	64	71	72	88	89	89	88	87	81	82	78
Administrative	68	64	71	72	88	89	88	88	87	81	81	84
Survey	NA	NA	61	NA	83	NA	43	NA	NA	NA	NA	NA

The WHO and UNICEF estimates of national immunization coverage (wuenic) are based on data and information that are of varying, and, in some instances, unknown quality. Beginning with the 2011 revision we describe the grade of confidence (GoC) we have in these estimates. As there is no underlying probability model upon which the estimates are based, we are unable to present classical measures of uncertainty, e.g., confidence intervals. Moreover, we have chosen not to make subjective estimates of plausibility/certainty ranges around the coverage. The GoC reflects the degree of empirical support upon which the estimates are based. It is not a judgment of the quality of data reported by national authorities.

- Estimate is supported by reported data [R+], coverage recalculated with an independent denominator from the World Population Prospects: 2012 revision from the UN Population Division (D+), and at least one supporting survey within 2 years [S+]. While well supported, the estimate still carries a risk of being wrong.
- Estimate is supported by at least one data source; [R+], [S+], or [D+]; and no data source, [R-], [D-], or [S-], challenges the estimate.
- There are no directly supporting data; or data from at least one source; [R-], [D-], [S-]; challenge the estimate.

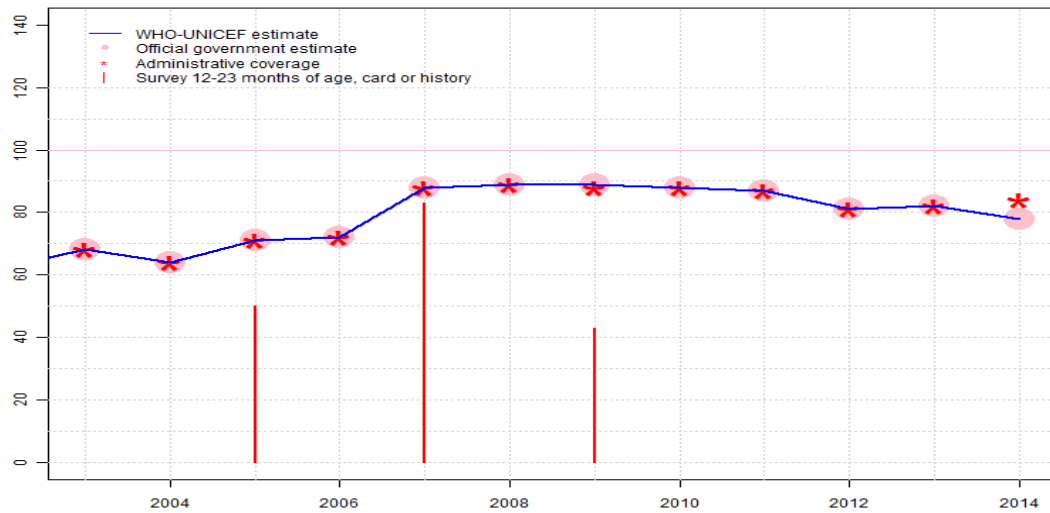
In all cases these estimates should be used with caution and should be assessed in light of the objective for which they are being used.

Description:

- 2003: Estimate based on coverage reported by national government. Estimate challenged by: D-
- 2004: Estimate based on coverage reported by national government. GoC=R+ S+ D+
- 2005: Estimate based on coverage reported by national government supported by survey. Survey evidence of 61 percent based on 1 survey(s). Estimate challenged by: D-
- 2006: Estimate based on coverage reported by national government. GoC=R+ D+
- 2007: Estimate based on coverage reported by national government supported by survey. Survey evidence of 83 percent based on 1 survey(s). Estimate challenged by: S-
- 2008: Estimate based on coverage reported by national government. Estimate challenged by: S-
- 2009: Estimate based on coverage reported by national government. Second Djibouti Family Health Survey 2012 results ignored by working group. Presentation of survey results are not standard. Card coverage greater than percent cards seen. Estimate challenged by: S-
- 2010: Estimate based on coverage reported by national government. Estimate challenged by: S-
- 2011: Estimate based on coverage reported by national government. Estimate challenged by: D-S-
- 2012: Estimate based on coverage reported by national government. Estimate challenged by: D-
- 2013: Estimate based on coverage reported by national government. Results from the 2014 coverage survey are reported using only children aged 12-23 m with cards. Recomputed survey coverage using all children aged 12-23 m in the survey sample suggests lower coverage levels than those reported by the government for 2013. Estimate challenged by: D-
- 2014: Estimate based on coverage reported by national government. Estimate challenged by: D-

Djibouti - Pol3

DJI - Pol3



	2003	2004	2005	2006	2007	2008	2009	2010	2011	2012	2013	2014
Estimate	68	64	71	72	88	89	89	88	87	81	82	78
Estimate GoC	•	•	•	•	•	•	•	•	•	•	•	•
Official	68	64	71	72	88	89	89	88	87	81	82	78
Administrative	68	64	71	72	88	89	88	88	87	81	82	84
Survey	NA	NA	50	NA	83	NA	43	NA	NA	NA	NA	NA

The WHO and UNICEF estimates of national immunization coverage (wuenic) are based on data and information that are of varying, and, in some instances, unknown quality. Beginning with the 2011 revision we describe the grade of confidence (GoC) we have in these estimates. As there is no underlying probability model upon which the estimates are based, we are unable to present classical measures of uncertainty, e.g., confidence intervals. Moreover, we have chosen not to make subjective estimates of plausibility/certainty ranges around the coverage. The GoC reflects the degree of empirical support upon which the estimates are based. It is not a judgment of the quality of data reported by national authorities.

- Estimate is supported by reported data [R+], coverage recalculated with an independent denominator from the World Population Prospects: 2012 revision from the UN Population Division (D+), and at least one supporting survey within 2 years [S+]. While well supported, the estimate still carries a risk of being wrong.
- Estimate is supported by at least one data source; [R+], [S+], or [D+]; and no data source; [R-], [D-], or [S-], challenges the estimate.
- There are no directly supporting data; or data from at least one source; [R-], [D-], [S-]; challenge the estimate.

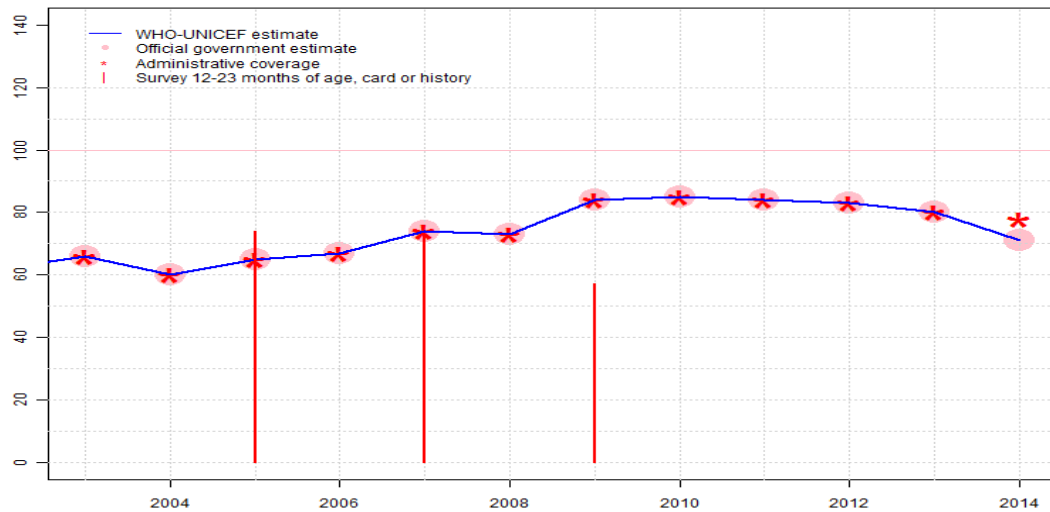
In all cases these estimates should be used with caution and should be assessed in light of the objective for which they are being used.

Description:

- 2003: Estimate based on coverage reported by national government. Estimate challenged by: D-S-
- 2004: Estimate based on coverage reported by national government. Estimate challenged by: S-
- 2005: Estimate based on coverage reported by national government. Djibouti Multiple Indicator Cluster Survey 2006 results ignored by working group. Polio results inconsistent with other vaccines. Survey results most likely reflect 4 doses of polio vaccine (birth,1,2,3,4). Estimate challenged by: D-S-
- 2006: Estimate based on coverage reported by national government. Estimate challenged by: S-
- 2007: Estimate based on coverage reported by national government supported by survey. Survey evidence of 83 percent based on 1 survey(s). Estimate challenged by: S-
- 2007: Estimate based on coverage reported by national government supported by survey. Survey evidence of 83 percent based on 1 survey(s). Estimate challenged by: S-
- 2008: Estimate based on coverage reported by national government. Estimate challenged by: S-
- 2009: Estimate based on coverage reported by national government. Second Djibouti Family Health Survey 2012 results ignored by working group. Presentation of survey results are not standard. Card coverage greater than percent cards seen. Estimate challenged by: S-
- 2010: Estimate based on coverage reported by national government. Estimate challenged by: S-
- 2011: Estimate based on coverage reported by national government. Estimate challenged by: D-S-
- 2012: Estimate based on coverage reported by national government. Estimate challenged by: D-
- 2013: Estimate based on coverage reported by national government. Results from the 2014 coverage survey are reported using only children aged 12-23 m with cards. Recomputed survey coverage using all children aged 12-23 m in the survey sample suggests lower coverage levels than those reported by the government for 2013. Estimate challenged by: D-
- 2014: Estimate based on coverage reported by national government. Estimate challenged by: D-

Djibouti - MCV1

DJI - MCV1



	2003	2004	2005	2006	2007	2008	2009	2010	2011	2012	2013	2014
Estimate	66	60	65	67	74	73	84	85	84	83	80	71
Estimate GoC	•	••	•••	•••	•	•	•	•	•	•	•	•
Official	66	60	65	67	74	73	84	85	84	83	80	71
Administrative	66	60	65	67	74	73	84	85	84	83	80	78
Survey	NA	NA	74	NA	73	NA	57	NA	NA	NA	NA	NA

The WHO and UNICEF estimates of national immunization coverage (wuenic) are based on data and information that are of varying, and, in some instances, unknown quality. Beginning with the 2011 revision we describe the grade of confidence (GoC) we have in these estimates. As there is no underlying probability model upon which the estimates are based, we are unable to present classical measures of uncertainty, e.g., confidence intervals. Moreover, we have chosen not to make subjective estimates of plausibility/certainty ranges around the coverage. The GoC reflects the degree of empirical support upon which the estimates are based. It is not a judgment of the quality of data reported by national authorities.

- Estimate is supported by reported data [R+], coverage recalculated with an independent denominator from the World Population Prospects: 2012 revision from the UN Population Division (D+), and at least one supporting survey within 2 years [S+]. While well supported, the estimate still carries a risk of being wrong.
- Estimate is supported by at least one data source; [R+], [S+], or [D+]; and no data source, [R-], [D-], or [S-], challenges the estimate.
- There are no directly supporting data; or data from at least one source; [R-], [D-], [S-]; challenge the estimate.

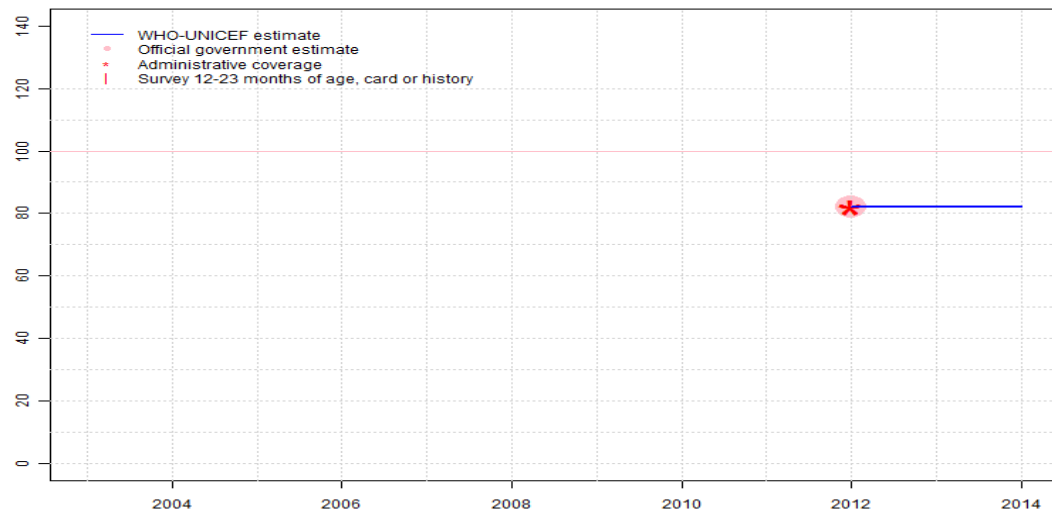
In all cases these estimates should be used with caution and should be assessed in light of the objective for which they are being used.

Description:

- 2003: Estimate based on coverage reported by national government. Estimate challenged by: D-
- 2004: Estimate based on coverage reported by national government. GoC=R+
- 2005: Estimate based on coverage reported by national government supported by survey. Survey evidence of 74 percent based on 1 survey(s). GoC=R+ S+ D+
- 2006: Estimate based on coverage reported by national government. GoC=R+ S+ D+
- 2007: Estimate based on coverage reported by national government supported by survey. Survey evidence of 73 percent based on 1 survey(s). Estimate challenged by: S-
- 2008: Estimate based on coverage reported by national government. Estimate challenged by: S-
- 2009: Estimate based on coverage reported by national government. Second Djibouti Family Health Survey 2012 results ignored by working group. Presentation of survey results are not standard. Card coverage greater than percent cards seen. Estimate challenged by: S-
- 2010: Estimate based on coverage reported by national government. Estimate challenged by: S-
- 2011: Estimate based on coverage reported by national government. Estimate challenged by: D-S-
- 2012: Estimate based on coverage reported by national government. Estimate challenged by: D-
- 2013: Estimate based on coverage reported by national government. Results from the 2014 coverage survey are reported using only children aged 12-23 m with cards. Recomputed survey coverage using all children aged 12-23 m in the survey sample suggests lower coverage levels than those reported by the government for 2013. Estimate challenged by: D-
- 2014: Estimate based on coverage reported by national government. Estimate challenged by: D-

Djibouti - MCV2

DJI - MCV2



	2003	2004	2005	2006	2007	2008	2009	2010	2011	2012	2013	2014
Estimate	NA	NA	NA	NA	NA	NA	NA	NA	NA	82	82	82
Estimate GoC	NA	NA	NA	NA	NA	NA	NA	NA	NA	●	●	●
Official	NA	NA	NA	NA	NA	NA	NA	NA	NA	82	NA	NA
Administrative	NA	NA	NA	NA	NA	NA	NA	NA	NA	82	NA	NA
Survey	NA	NA	NA	NA	NA	NA	NA	NA	NA	NA	NA	NA

The WHO and UNICEF estimates of national immunization coverage (wuenic) are based on data and information that are of varying, and, in some instances, unknown quality. Beginning with the 2011 revision we describe the grade of confidence (GoC) we have in these estimates. As there is no underlying probability model upon which the estimates are based, we are unable to present classical measures of uncertainty, e.g., confidence intervals. Moreover, we have chosen not to make subjective estimates of plausibility/certainty ranges around the coverage. The GoC reflects the degree of empirical support upon which the estimates are based. It is not a judgment of the quality of data reported by national authorities.

- Estimate is supported by reported data [R+], coverage recalculated with an independent denominator from the World Population Prospects: 2012 revision from the UN Population Division (D+), and at least one supporting survey within 2 years [S+]. While well supported, the estimate still carries a risk of being wrong.
- Estimate is supported by at least one data source; [R+], [S+], or [D+]; and no data source, [R-], [D-], or [S-], challenges the estimate.
- There are no directly supporting data; or data from at least one source; [R-], [D-], [S-]; challenge the estimate.

In all cases these estimates should be used with caution and should be assessed in light of the objective for which they are being used.

Description:

Coverage estimates for the second dose of measles containing vaccine are for children by the nationally recommended age.

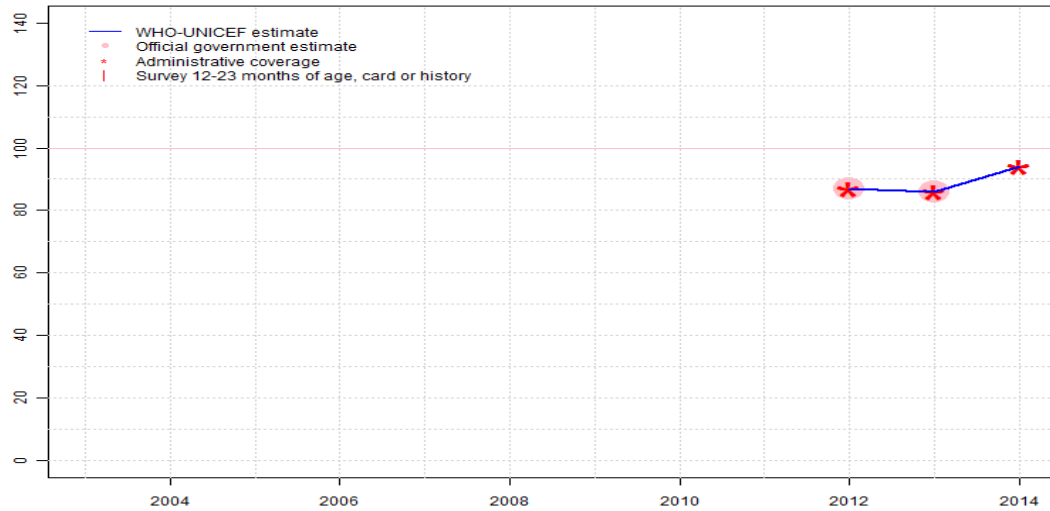
2012: Estimate based on coverage reported by national government. Estimate challenged by: D-

2013: Estimate based on extrapolation from data reported by national government. Results from the 2014 coverage survey are reported using only children aged 12-23 m with cards. Recomputed survey coverage using all children aged 12-23 m in the survey sample suggests lower coverage levels than those reported by the government for 2013. GoC=No accepted empirical data

2014: Estimate based on extrapolation from data reported by national government. GoC=No accepted empirical data

Djibouti - HepBB

DJI - HepBB



	2003	2004	2005	2006	2007	2008	2009	2010	2011	2012	2013	2014
Estimate	NA	NA	NA	NA	NA	NA	NA	NA	NA	87	86	94
Estimate GoC	NA	NA	NA	NA	NA	NA	NA	NA	NA	●	●	●
Official	NA	NA	NA	NA	NA	NA	NA	NA	NA	87	86	NA
Administrative	NA	NA	NA	NA	NA	NA	NA	NA	NA	87	86	94
Survey	NA	NA	NA	NA	NA	NA	NA	NA	NA	NA	NA	NA

The WHO and UNICEF estimates of national immunization coverage (wuenic) are based on data and information that are of varying, and, in some instances, unknown quality. Beginning with the 2011 revision we describe the grade of confidence (GoC) we have in these estimates. As there is no underlying probability model upon which the estimates are based, we are unable to present classical measures of uncertainty, e.g., confidence intervals. Moreover, we have chosen not to make subjective estimates of plausibility/certainty ranges around the coverage. The GoC reflects the degree of empirical support upon which the estimates are based. It is not a judgment of the quality of data reported by national authorities.

- Estimate is supported by reported data [R+], coverage recalculated with an independent denominator from the World Population Prospects: 2012 revision from the UN Population Division (D+), and at least one supporting survey within 2 years [S+]. While well supported, the estimate still carries a risk of being wrong.
- Estimate is supported by at least one data source; [R+], [S+], or [D+]; and no data source, [R-], [D-], or [S-], challenges the estimate.
- There are no directly supporting data; or data from at least one source; [R-], [D-], [S-]; challenge the estimate.

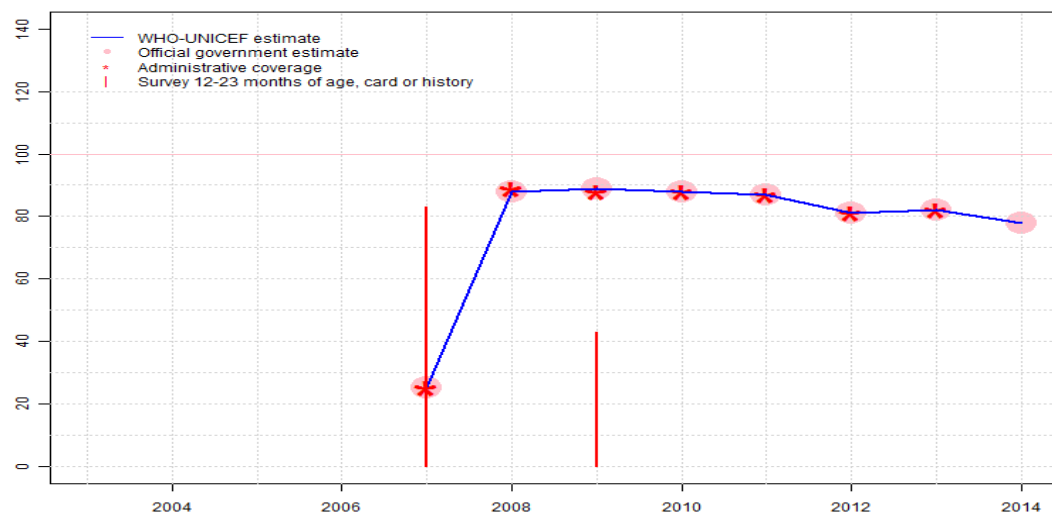
In all cases these estimates should be used with caution and should be assessed in light of the objective for which they are being used.

Description:

- 2012: Estimate based on coverage reported by national government. Estimate challenged by: D-
- 2013: Estimate based on coverage reported by national government. Results from the 2014 coverage survey are reported using only children aged 12-23 m with cards. Recomputed survey coverage using all children aged 12-23 m in the survey sample suggests lower coverage levels than those reported by the government for 2013. Estimate challenged by: D-
- 2014: Estimate based on reported administrative estimate. Estimate challenged by: D-

Djibouti - HepB3

DJI - HepB3



	2003	2004	2005	2006	2007	2008	2009	2010	2011	2012	2013	2014
Estimate	NA	NA	NA	NA	25	88	89	88	87	81	82	78
Estimate GoC	NA	NA	NA	NA	•	•	•	•	•	•	•	•
Official	NA	NA	NA	NA	25	88	89	88	87	81	82	78
Administrative	NA	NA	NA	NA	25	89	88	88	87	81	82	NA
Survey	NA	NA	NA	NA	83	NA	43	NA	NA	NA	NA	NA

The WHO and UNICEF estimates of national immunization coverage (wuenic) are based on data and information that are of varying, and, in some instances, unknown quality. Beginning with the 2011 revision we describe the grade of confidence (GoC) we have in these estimates. As there is no underlying probability model upon which the estimates are based, we are unable to present classical measures of uncertainty, e.g., confidence intervals. Moreover, we have chosen not to make subjective estimates of plausibility/certainty ranges around the coverage. The GoC reflects the degree of empirical support upon which the estimates are based. It is not a judgment of the quality of data reported by national authorities.

- Estimate is supported by reported data [R+], coverage recalculated with an independent denominator from the World Population Prospects: 2012 revision from the UN Population Division (D+), and at least one supporting survey within 2 years [S+]. While well supported, the estimate still carries a risk of being wrong.
- Estimate is supported by at least one data source; [R+], [S+], or [D+]; and no data source, [R-], [D-], or [S-], challenges the estimate.
- There are no directly supporting data; or data from at least one source; [R-], [D-], [S-]; challenge the estimate.

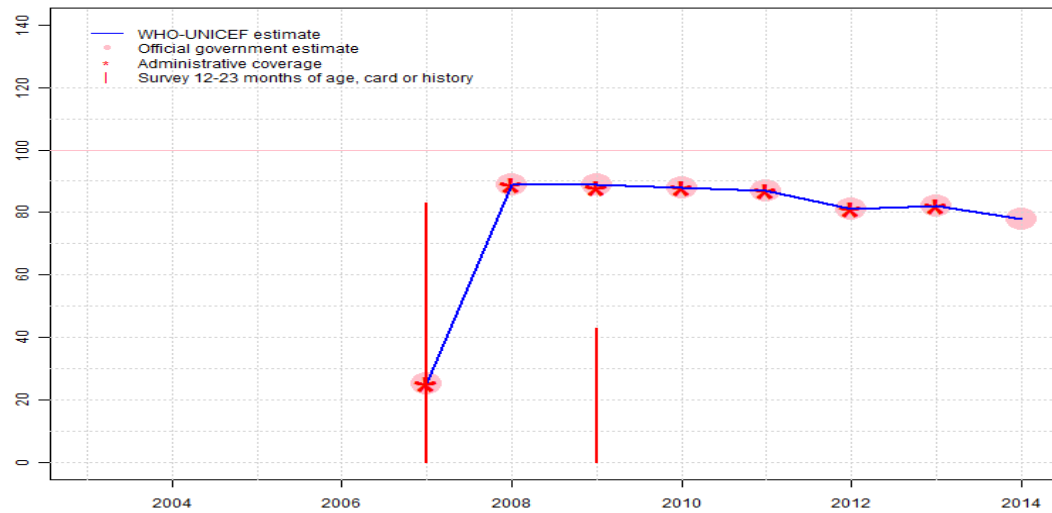
In all cases these estimates should be used with caution and should be assessed in light of the objective for which they are being used.

Description:

- 2007: Estimate based on coverage reported by national government. Djibouti Republic Immunisation Coverage Survey 2008 results ignored by working group. Survey results likely to include vaccination with DTP only doses administered prior to introduction of DTP-HepB-Hib. HepB introduced in July 2007 Vaccine presentation is DTP-HepB-Hib. Estimate challenged by: D-S-
- 2008: Estimate based on coverage reported by national government. Estimate challenged by: S-
- 2009: Estimate based on coverage reported by national government. Second Djibouti Family Health Survey 2012 results ignored by working group. Presentation of survey results are not standard. Card coverage greater than percent cards seen. Estimate challenged by: S-
- 2010: Estimate based on coverage reported by national government. Estimate challenged by: S-
- 2011: Estimate based on coverage reported by national government. Estimate challenged by: D-S-
- 2012: Estimate based on coverage reported by national government. GoC=Assigned by working group. Consistency with other vaccines.
- 2013: Estimate based on coverage reported by national government. Results from the 2014 coverage survey are reported using only children aged 12-23 m with cards. Recomputed survey coverage using all children aged 12-23 m in the survey sample suggests lower coverage levels than those reported by the government for 2013. Estimate challenged by: D-
- 2014: Estimate based on coverage reported by national government. GoC=Assigned by working group. Consistency with other vaccines.

Djibouti - Hib3

DJI - Hib3



	2003	2004	2005	2006	2007	2008	2009	2010	2011	2012	2013	2014
Estimate	NA	NA	NA	NA	25	89	89	88	87	81	82	78
Estimate GoC	NA	NA	NA	NA	•	•	•	•	•	•	•	•
Official	NA	NA	NA	NA	25	89	89	88	87	81	82	78
Administrative	NA	NA	NA	NA	25	89	88	88	87	81	82	NA
Survey	NA	NA	NA	NA	83	NA	43	NA	NA	NA	NA	NA

The WHO and UNICEF estimates of national immunization coverage (wuenic) are based on data and information that are of varying, and, in some instances, unknown quality. Beginning with the 2011 revision we describe the grade of confidence (GoC) we have in these estimates. As there is no underlying probability model upon which the estimates are based, we are unable to present classical measures of uncertainty, e.g., confidence intervals. Moreover, we have chosen not to make subjective estimates of plausibility/certainty ranges around the coverage. The GoC reflects the degree of empirical support upon which the estimates are based. It is not a judgment of the quality of data reported by national authorities.

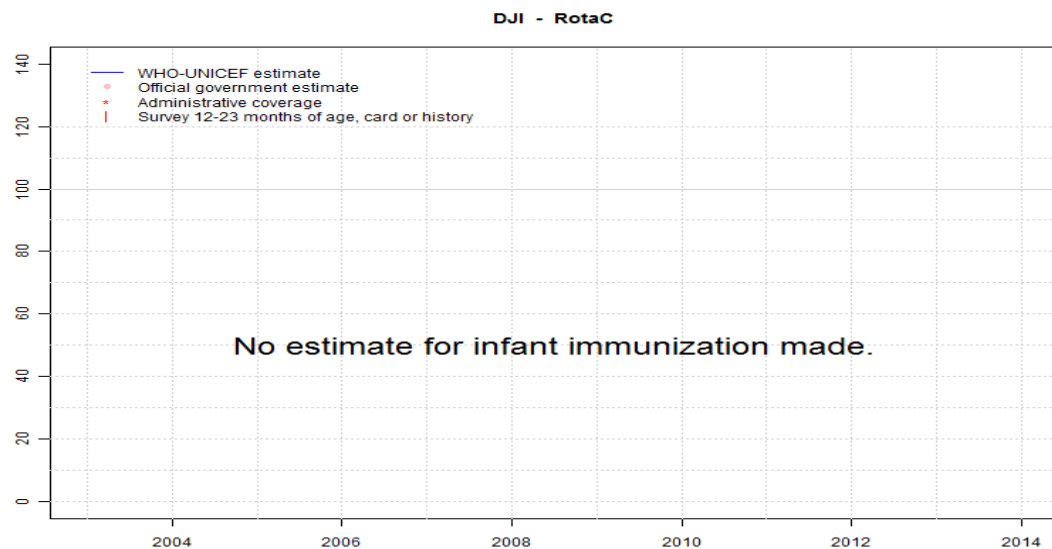
- Estimate is supported by reported data [R+], coverage recalculated with an independent denominator from the World Population Prospects: 2012 revision from the UN Population Division (D+), and at least one supporting survey within 2 years [S+]. While well supported, the estimate still carries a risk of being wrong.
- Estimate is supported by at least one data source; [R+], [S+], or [D+]; and no data source, [R-], [D-], or [S-], challenges the estimate.
- There are no directly supporting data; or data from at least one source; [R-], [D-], [S-]; challenge the estimate.

In all cases these estimates should be used with caution and should be assessed in light of the objective for which they are being used.

Description:

- 2007: Estimate based on coverage reported by national government. Djibouti Republic Immunisation Coverage Survey 2008 results ignored by working group. Survey results likely to include vaccination with DTP only doses administered prior to introduction of DTP-HepB-Hib. Hib vaccine introduced in July 2007. Vaccine presentation is DTP-HepB-Hib. Estimate challenged by: D-S-
- 2008: Estimate based on coverage reported by national government. Estimate challenged by: S-
- 2009: Estimate based on coverage reported by national government. Second Djibouti Family Health Survey 2012 results ignored by working group. Presentation of survey results are not standard. Card coverage greater than percent cards seen. Estimate challenged by: S-
- 2010: Estimate based on coverage reported by national government. Estimate challenged by: S-
- 2011: Estimate based on coverage reported by national government. Estimate challenged by: D-S-
- 2012: Estimate based on coverage reported by national government. GoC=Assigned by working group. Consistency with other vaccines.
- 2013: Estimate based on coverage reported by national government. Results from the 2014 coverage survey are reported using only children aged 12-23 m with cards. Recomputed survey coverage using all children aged 12-23 m in the survey sample suggests lower coverage levels than those reported by the government for 2013. Estimate challenged by: D-
- 2014: Estimate based on coverage reported by national government. GoC=Assigned by working group. Consistency with other vaccines.

Djibouti - RotaC



	2003	2004	2005	2006	2007	2008	2009	2010	2011	2012	2013	2014
Estimate	NA	NA	NA	NA	NA	NA	NA	NA	NA	NA	NA	NA
Estimate GoC	NA	NA	NA	NA	NA	NA	NA	NA	NA	NA	NA	NA
Official	NA	NA	NA	NA	NA	NA	NA	NA	NA	NA	NA	NA
Administrative	NA	NA	NA	NA	NA	NA	NA	NA	NA	NA	NA	NA
Survey	NA	NA	NA	NA	NA	NA	NA	NA	NA	NA	NA	NA

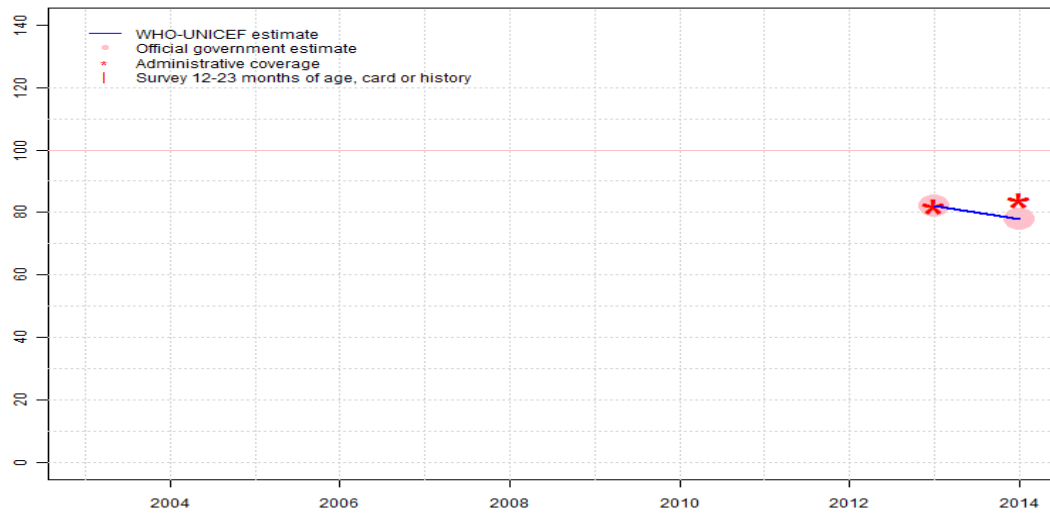
The WHO and UNICEF estimates of national immunization coverage (wuenic) are based on data and information that are of varying, and, in some instances, unknown quality. Beginning with the 2011 revision we describe the grade of confidence (GoC) we have in these estimates. As there is no underlying probability model upon which the estimates are based, we are unable to present classical measures of uncertainty, e.g., confidence intervals. Moreover, we have chosen not to make subjective estimates of plausibility/certainty ranges around the coverage. The GoC reflects the degree of empirical support upon which the estimates are based. It is not a judgment of the quality of data reported by national authorities.

- Estimate is supported by reported data [R+], coverage recalculated with an independent denominator from the World Population Prospects: 2012 revision from the UN Population Division (D+), and at least one supporting survey within 2 years [S+]. While well supported, the estimate still carries a risk of being wrong.
- Estimate is supported by at least one data source; [R+], [S+], or [D+]; and no data source, [R-], [D-], or [S-], challenges the estimate.
- There are no directly supporting data; or data from at least one source; [R-], [D-], [S-]; challenge the estimate.

In all cases these estimates should be used with caution and should be assessed in light of the objective for which they are being used.

Djibouti - PcV3

DJI - PcV3



	2003	2004	2005	2006	2007	2008	2009	2010	2011	2012	2013	2014
Estimate	NA	NA	NA	NA	NA	NA	NA	NA	NA	NA	82	78
Estimate GoC	NA	NA	NA	NA	NA	NA	NA	NA	NA	NA	●	●
Official	NA	NA	NA	NA	NA	NA	NA	NA	NA	NA	82	78
Administrative	NA	NA	NA	NA	NA	NA	NA	NA	NA	NA	82	84
Survey	NA	NA	NA	NA	NA	NA	NA	NA	NA	NA	NA	NA

The WHO and UNICEF estimates of national immunization coverage (wuenic) are based on data and information that are of varying, and, in some instances, unknown quality. Beginning with the 2011 revision we describe the grade of confidence (GoC) we have in these estimates. As there is no underlying probability model upon which the estimates are based, we are unable to present classical measures of uncertainty, e.g., confidence intervals. Moreover, we have chosen not to make subjective estimates of plausibility/certainty ranges around the coverage. The GoC reflects the degree of empirical support upon which the estimates are based. It is not a judgment of the quality of data reported by national authorities.

- Estimate is supported by reported data [R+], coverage recalculated with an independent denominator from the World Population Prospects: 2012 revision from the UN Population Division (D+), and at least one supporting survey within 2 years [S+]. While well supported, the estimate still carries a risk of being wrong.
- Estimate is supported by at least one data source; [R+], [S+], or [D+]; and no data source, [R-], [D-], or [S-], challenges the estimate.
- There are no directly supporting data; or data from at least one source; [R-], [D-], [S-]; challenge the estimate.

In all cases these estimates should be used with caution and should be assessed in light of the objective for which they are being used.

Description:

- 2013: Estimate based on coverage reported by national government. Results from the 2014 coverage survey are reported using only children aged 12-23 m with cards. Recomputed survey coverage using all children aged 12-23 m in the survey sample suggests lower coverage levels than those reported by the government for 2013. Pneumococcal conjugate vaccine introduced in December 2012. Reporting began in 2013. Estimate challenged by: D-
- 2014: Estimate based on coverage reported by national government. Estimate challenged by: D-

Djibouti - survey details

2013 Rapport de l'enquete de couverture vaccinale, 2014

Vaccine	Confirmation method	Coverage	Age cohort	Sample	Cards seen
BCG	Card	76	12-23 m	14715	76
DTP1	Card	74	12-23 m	14715	76
DTP3	Card	69	12-23 m	14715	76
HepB1	Card	74	12-23 m	14715	76
HepB3	Card	69	12-23 m	14715	76
Hib1	Card	74	12-23 m	14715	76
Hib3	Card	69	12-23 m	14715	76
MCV1	Card	63	12-23 m	14715	76
Pol1	Card	74	12-23 m	14715	76
Pol3	Card	69	12-23 m	14715	76

2009 Deuxieme Enquete Djiboutienne sur la Sante de la Famille
EDSF PAPPAM 2 – 2012

Vaccine	Confirmation method	Coverage	Age cohort	Sample	Cards seen
BCG	Card	70	12-23 m	-	15
BCG	Card or History	71	12-23 m	517	15
DTP1	Card	64	12-23 m	-	15
DTP1	Card or History	68	12-23 m	517	15
DTP3	Card	40	12-23 m	-	15
DTP3	Card or History	43	12-23 m	517	15
HepB1	Card	64	12-23 m	-	15
HepB1	Card or History	68	12-23 m	517	15
HepB3	Card	40	12-23 m	-	15
HepB3	Card or History	43	12-23 m	517	15
Hib1	Card	64	12-23 m	-	15
Hib1	Card or History	68	12-23 m	517	15
Hib3	Card	40	12-23 m	-	15
Hib3	Card or History	43	12-23 m	517	15
MCV1	Card	51	12-23 m	-	15
MCV1	Card or History	57	12-23 m	517	15
Pol1	Card	64	12-23 m	-	15
Pol1	Card or History	68	12-23 m	517	15
Pol3	Card	40	12-23 m	-	15
Pol3	Card or History	43	12-23 m	517	15

2007 Rapport de l'enquête de couverture vaccinale Djibouti, 2008

Vaccine	Confirmation method	Coverage	Age cohort	Sample	Cards seen
BCG	Card or History	93	12-23 m	1227	-
DTP1	Card or History	91	12-23 m	1227	-
DTP3	Card or History	83	12-23 m	1227	-
HepB1	Card or History	91	12-23 m	1227	-
HepB3	Card or History	83	12-23 m	1227	-
Hib1	Card or History	91	12-23 m	1227	-
Hib3	Card or History	83	12-23 m	1227	-
MCV1	Card or History	73	12-23 m	1227	-
Pol1	Card or History	91	12-23 m	1227	-
Pol3	Card or History	83	12-23 m	1227	-

2005 L'Enquête Djiboutienne à Indicateurs Multiple (EDIM
2006)

Vaccine	Confirmation method	Coverage	Age cohort	Sample	Cards seen
BCG	C or H <12 months	88	12-23 m	450	46
BCG	Card	46	12-23 m	450	46
BCG	Card or History	88	12-23 m	450	46
BCG	History	41	12-23 m	450	46
DTP3	C or H <12 months	57	12-23 m	450	46
DTP3	Card	44	12-23 m	450	46
DTP3	Card or History	61	12-23 m	450	46
DTP3	History	17	12-23 m	450	46
MCV1	C or H <12 months	65	12-23 m	450	46
MCV1	Card	37	12-23 m	450	46
MCV1	Card or History	74	12-23 m	450	46
MCV1	History	37	12-23 m	450	46
Pol3	C or H <12 months	46	12-23 m	450	46
Pol3	Card	44	12-23 m	450	46
Pol3	Card or History	50	12-23 m	450	46
Pol3	History	6	12-23 m	450	46

Djibouti - survey details

2002 Enquête Djiboutienne sur la Sante de la Famille, Rapport
Preliminaire

Vaccine	Confirmation method	Coverage	Age cohort	Sample	Cards seen
BCG	Card or History	77	12-23 m	-	-

DTP1	Card or History	75	12-23 m	-	-
DTP3	Card or History	53	12-23 m	-	-
MCV1	Card or History	58	12-23 m	-	-
Pol1	Card or History	74	12-23 m	-	-
Pol3	Card or History	65	12-23 m	-	-

Further information and estimates for previous years are available at:

<http://www.data.unicef.org/child-health/immunization>

http://www.who.int/immunization/monitoring_surveillance/routine/coverage/en/index4.html

Djibouti

WHO/UNICEF Estimates of Protection at Birth (PAB) against tetanus

In countries where tetanus is recommended for girls and women coverage is usually reported as "TT2+", i.e. the proportion of (pregnant) women who have received their second or superior TT dose in a given year. TT2 + coverage, however, can under-represent the actual proportion of births that are protected against tetanus as it does not include women who have previously received protective doses, women who received one dose without documentation of previous doses, and women who received doses in TT (or Td) supplemental immunization activities (SIA). In addition, girls who have received DTP in their childhood and are entering childbearing age, may be protected with TT booster doses.

WHO and UNICEF have developed a model that takes into account the above scenarios, and calculates the proportion of births in a given year that can be considered as having been protected against tetanus - "Protection at Birth".

In this model, annual cohorts of women are followed from infancy through their life. A proportion receives DTP in infancy (estimated based on the WHO-UNICEF estimates of DTP3 coverage). In addition some of these women also receive TT through routine services when they are pregnant and may also receive TT during SIAs. The model also adjusts reported data, taking into account coverage patterns in other years, and/or results available through surveys. The duration of protection is then calculated, based on WHO estimates of the duration of protection by doses ever received. The proportion of births that are protected against tetanus as a result of maternal immunization reflects the tetanus immunization received by the mother throughout her life rather than simply the TT immunizations received during the current pregnancy.

The model was used in the mid to late 2000. Currently, the coverage series developed by the model is used as the baseline, and efforts are made to obtain data from all sources that include the JRF and reported trend over the years, routine PAB reporting and its trend over the years, data from surveys (DHS, MICS, EPI), whether countries have been validated for the attainment of maternal and neonatal tetanus elimination and what the TT coverage figures are from the survey etc and all the information is used to arrive at an estimate of the protection-at-birth from TT vaccination.

Year	PAB coverage estimate (%)
2003	59
2004	65
2005	71
2006	77
2007	79
2008	79
2009	77
2010	79
2011	79
2012	79
2013	79
2014	80

¹ This model is described in: Griffiths U., Wolfson L., Quddus A., Younus M., Hafiz R.. Incremental cost-effectiveness of supplementary immunization activities to prevent neo-natal tetanus in Pakistan. Bulletin of the World Health Organization 2004; 82:643-651.