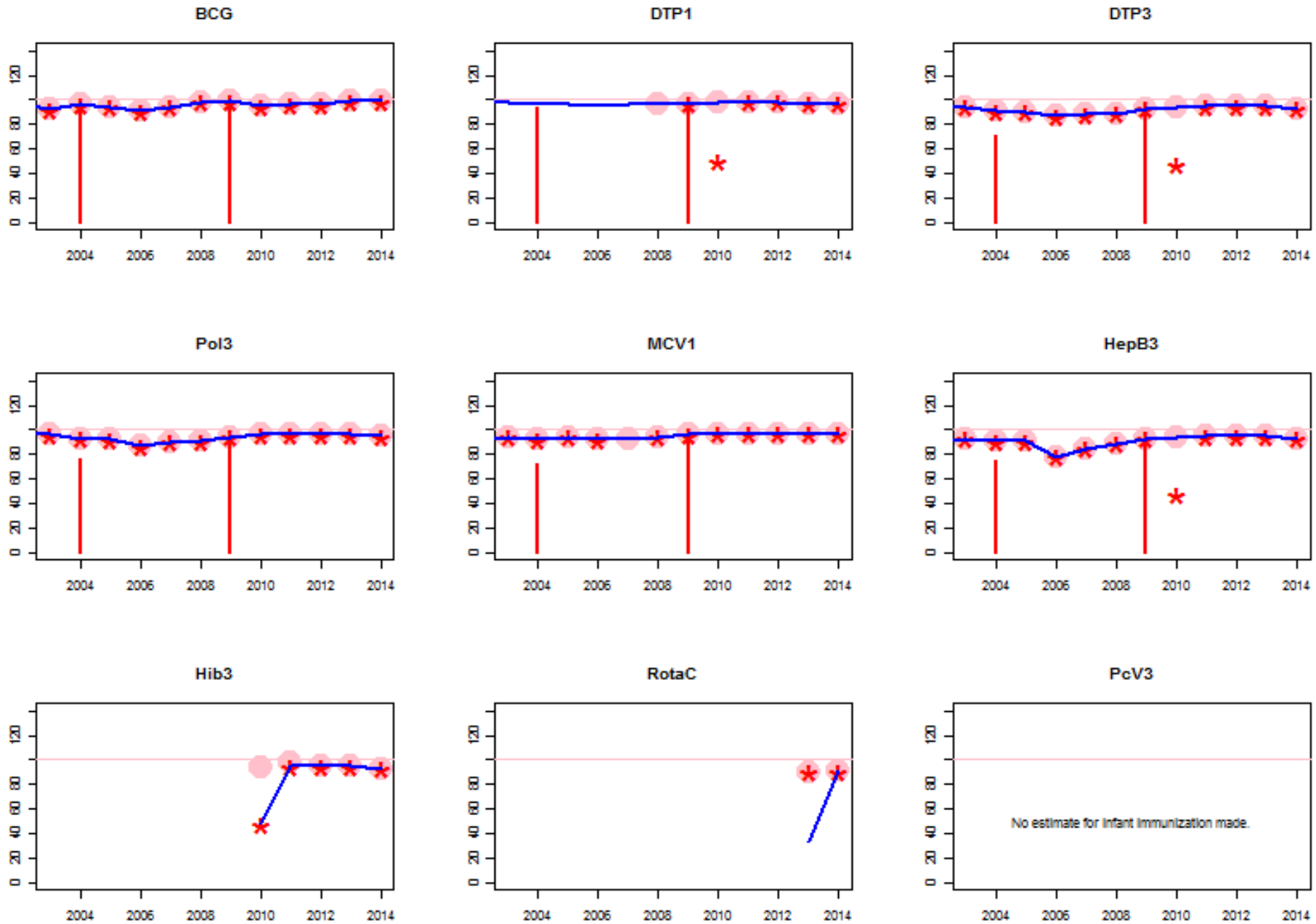
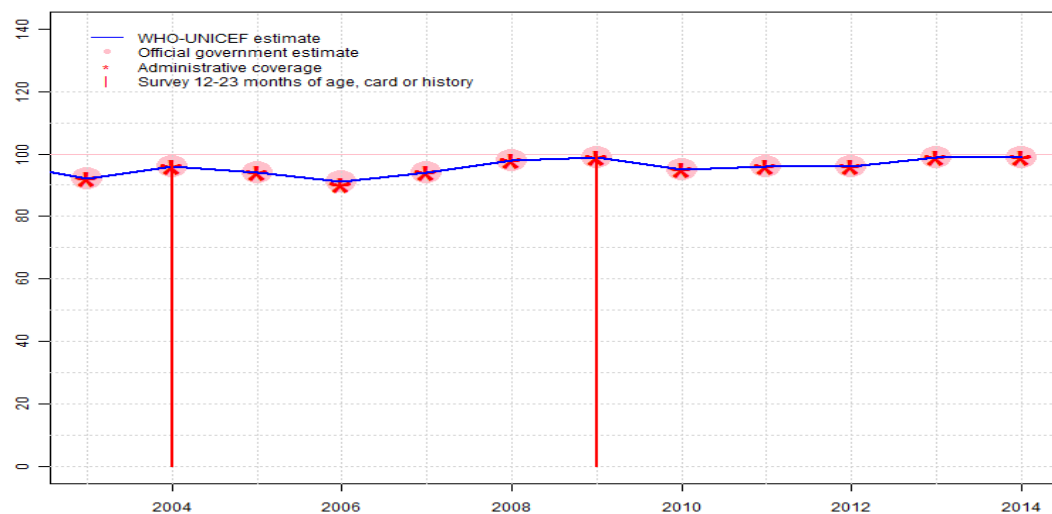


Armenia: WHO and UNICEF estimates of immunization coverage: 2014 revision



Armenia - BCG

ARM - BCG



	2003	2004	2005	2006	2007	2008	2009	2010	2011	2012	2013	2014
Estimate	92	96	94	91	94	98	99	95	96	96	99	99
Estimate GoC	●	●	●	●	●	●	●●●	●●●	●●●	●●	●●	●●
Official	92	96	94	91	94	98	99	95	96	96	99	99
Administrative	92	96	94	90	94	98	99	95	96	96	99	99
Survey	NA	98	NA	NA	NA	NA	100	NA	NA	NA	NA	NA

The WHO and UNICEF estimates of national immunization coverage (wuenic) are based on data and information that are of varying, and, in some instances, unknown quality. Beginning with the 2011 revision we describe the grade of confidence (GoC) we have in these estimates. As there is no underlying probability model upon which the estimates are based, we are unable to present classical measures of uncertainty, e.g., confidence intervals. Moreover, we have chosen not to make subjective estimates of plausibility/certainty ranges around the coverage. The GoC reflects the degree of empirical support upon which the estimates are based. It is not a judgment of the quality of data reported by national authorities.

- Estimate is supported by reported data [R+], coverage recalculated with an independent denominator from the World Population Prospects: 2012 revision from the UN Population Division (D+), and at least one supporting survey within 2 years [S+]. While well supported, the estimate still carries a risk of being wrong.
- Estimate is supported by at least one data source; [R+], [S+], or [D+]; and no data source, [R-], [D-], or [S-], challenges the estimate.
- There are no directly supporting data; or data from at least one source; [R-], [D-], [S-]; challenge the estimate.

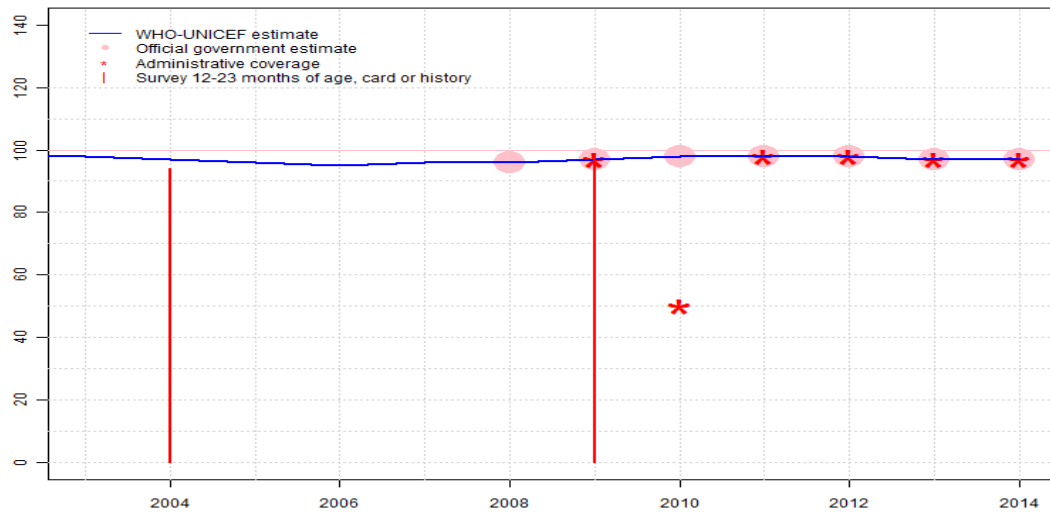
In all cases these estimates should be used with caution and should be assessed in light of the objective for which they are being used.

Description:

- 2003: Estimate based on coverage reported by national government. Estimate challenged by: D-S-
- 2004: Estimate based on coverage reported by national government. Armenia Demographic and Health Survey 2005 results ignored by working group. Survey results inconsistent with other survey results. Drop out rates in excess of 20 percentage conflict with other surveys findings of less than 5 percent drop out. Estimate challenged by: S-
- 2005: Estimate based on coverage reported by national government. Estimate challenged by: D-S-
- 2006: Estimate based on coverage reported by national government. Estimate challenged by: D-S-
- 2007: Estimate based on coverage reported by national government. Estimate challenged by: D-
- 2008: Estimate based on coverage reported by national government. Estimate challenged by: D-
- 2009: Estimate based on coverage reported by national government supported by survey. Survey evidence of 100 percent based on 1 survey(s). GoC=R+ S+ D+
- 2010: Estimate based on coverage reported by national government. GoC=R+ S+ D+
- 2011: Estimate based on coverage reported by national government. GoC=R+ S+ D+
- 2012: Estimate based on coverage reported by national government. GoC=R+ D+
- 2013: Estimate based on coverage reported by national government. GoC=R+ D+
- 2014: Estimate based on coverage reported by national government. No nationally representative household survey within the last 5 years. WHO and UNICEF recommend a high-quality survey to confirm reported levels of coverage. GoC=R+ D+

Armenia - DTP1

ARM - DTP1



	2003	2004	2005	2006	2007	2008	2009	2010	2011	2012	2013	2014
Estimate	98	97	96	95	96	96	97	98	98	98	97	97
Estimate GoC	•	•	•	•	••	••	•••	•	•••	••	••	••
Official	NA	NA	NA	NA	NA	96	97	98	98	98	97	97
Administrative	NA	NA	NA	NA	NA	NA	97	50	98	98	97	97
Survey	NA	94	NA	NA	NA	NA	99	NA	NA	NA	NA	NA

The WHO and UNICEF estimates of national immunization coverage (wuenic) are based on data and information that are of varying, and, in some instances, unknown quality. Beginning with the 2011 revision we describe the grade of confidence (GoC) we have in these estimates. As there is no underlying probability model upon which the estimates are based, we are unable to present classical measures of uncertainty, e.g., confidence intervals. Moreover, we have chosen not to make subjective estimates of plausibility/certainty ranges around the coverage. The GoC reflects the degree of empirical support upon which the estimates are based. It is not a judgment of the quality of data reported by national authorities.

- Estimate is supported by reported data [R+], coverage recalculated with an independent denominator from the World Population Prospects: 2012 revision from the UN Population Division (D+), and at least one supporting survey within 2 years [S+]. While well supported, the estimate still carries a risk of being wrong.
- Estimate is supported by at least one data source; [R+], [S+], or [D+]; and no data source, [R-], [D-], or [S-], challenges the estimate.
- There are no directly supporting data; or data from at least one source; [R-], [D-], [S-]; challenge the estimate.

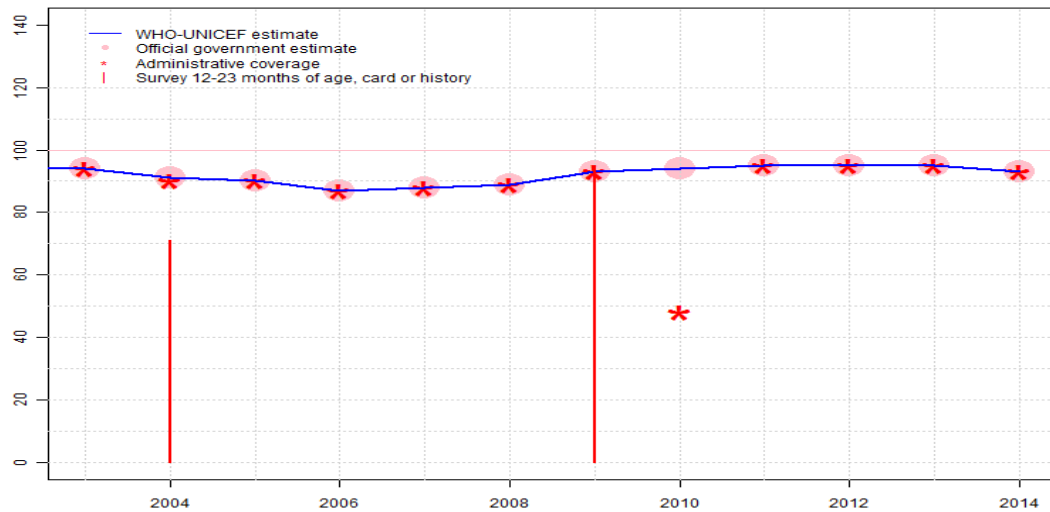
In all cases these estimates should be used with caution and should be assessed in light of the objective for which they are being used.

Description:

- 2003: Estimate based on DTP3 coverage of 94. Estimate challenged by: S-
- 2004: Estimate based on DTP3 coverage of 91. Armenia Demographic and Health Survey 2005 results ignored by working group. Survey results inconsistent with other survey results. Drop out rates in excess of 20 percentage conflict with other surveys findings of less than 5 percent drop out. Estimate challenged by: S-
- 2005: Estimate based on DTP3 coverage of 90. Estimate challenged by: S-
- 2006: Estimate based on DTP3 coverage of 87. Estimate challenged by: S-
- 2007: Estimate based on DTP3 coverage of 88. GoC=S+
- 2008: Estimate based on coverage reported by national government. GoC=R+ S+
- 2009: Estimate based on coverage reported by national government supported by survey. Survey evidence of 99 percent based on 1 survey(s). GoC=R+ S+ D+
- 2010: Estimate based on coverage reported by national government. DTP-HepB-Hib vaccine was introduced in September 2009. Administrative data includes only DTP-HepB-Hib. Official estimate includes DTP as well. Estimate challenged by: D-
- 2011: Estimate based on coverage reported by national government. GoC=R+ S+ D+
- 2012: Estimate based on coverage reported by national government. GoC=R+ D+
- 2013: Estimate based on coverage reported by national government. GoC=R+ D+
- 2014: Estimate based on coverage reported by national government. No nationally representative household survey within the last 5 years. WHO and UNICEF recommend a high-quality survey to confirm reported levels of coverage. GoC=R+ D+

Armenia - DTP3

ARM - DTP3



	2003	2004	2005	2006	2007	2008	2009	2010	2011	2012	2013	2014
Estimate	94	91	90	87	88	89	93	94	95	95	95	93
Estimate GoC	●	●	●	●	●	●●●	●●●	●	●●●	●●	●●	●●
Official	94	91	90	87	88	89	93	94	95	95	95	93
Administrative	94	90	90	87	88	89	93	48	95	95	95	93
Survey	NA	71	NA	NA	NA	NA	95	NA	NA	NA	NA	NA

The WHO and UNICEF estimates of national immunization coverage (wuenic) are based on data and information that are of varying, and, in some instances, unknown quality. Beginning with the 2011 revision we describe the grade of confidence (GoC) we have in these estimates. As there is no underlying probability model upon which the estimates are based, we are unable to present classical measures of uncertainty, e.g., confidence intervals. Moreover, we have chosen not to make subjective estimates of plausibility/certainty ranges around the coverage. The GoC reflects the degree of empirical support upon which the estimates are based. It is not a judgment of the quality of data reported by national authorities.

- Estimate is supported by reported data [R+], coverage recalculated with an independent denominator from the World Population Prospects: 2012 revision from the UN Population Division (D+), and at least one supporting survey within 2 years [S+]. While well supported, the estimate still carries a risk of being wrong.
- Estimate is supported by at least one data source; [R+], [S+], or [D+]; and no data source, [R-], [D-], or [S-], challenges the estimate.
- There are no directly supporting data; or data from at least one source; [R-], [D-], [S-]; challenge the estimate.

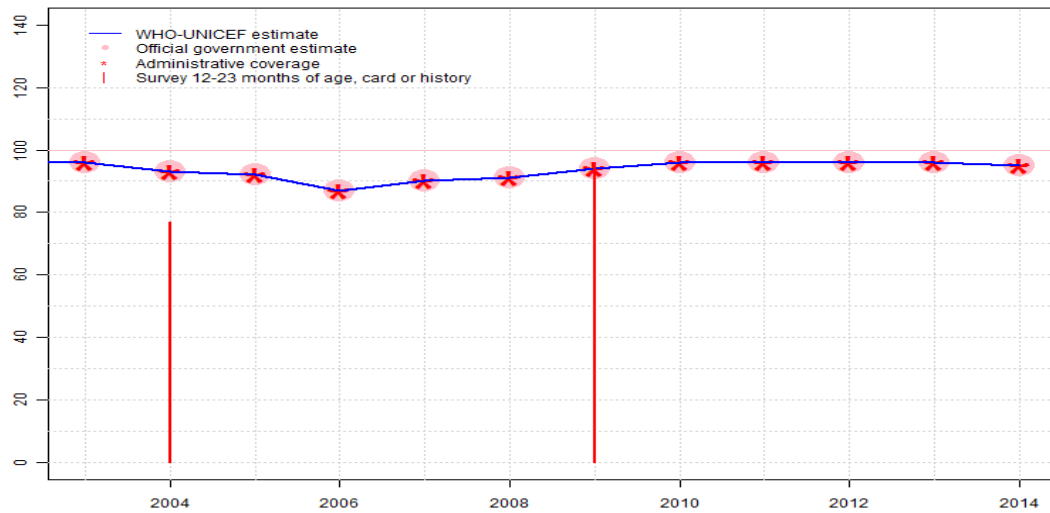
In all cases these estimates should be used with caution and should be assessed in light of the objective for which they are being used.

Description:

- 2003: Estimate based on coverage reported by national government. Estimate challenged by: S-
- 2004: Estimate based on coverage reported by national government. Armenia Demographic and Health Survey 2005 results ignored by working group. Survey results inconsistent with other survey results; drop out rates in excess of 20 percentage conflict with other surveys findings of less than 5 percent drop out. Armenia Demographic and Health Survey 2005 card or history results of 71 percent modified for recall bias to 73 percent based on 1st dose card or history coverage of 94 percent, 1st dose card only coverage of 87 percent and 3d dose card only coverage of 68 percent. Estimate challenged by: S-
- 2005: Estimate based on coverage reported by national government. Estimate challenged by: S-
- 2006: Estimate based on coverage reported by national government. Estimate challenged by: S-
- 2007: Estimate based on coverage reported by national government. Estimate challenged by: D-
- 2008: Estimate based on coverage reported by national government. GoC=R+ S+ D+
- 2009: Estimate based on coverage reported by national government supported by survey. Survey evidence of 97 percent based on 1 survey(s). Armenia Demographic and Health Survey 2010 card or history results of 95 percent modified for recall bias to 97 percent based on 1st dose card or history coverage of 99 percent, 1st dose card only coverage of 92 percent and 3d dose card only coverage of 90 percent. GoC=R+ S+ D+
- 2010: Estimate based on coverage reported by national government. DTP-HepB-Hib vaccine was introduced in September 2009. Administrative data includes only DTP-HepB-Hib. Official estimate includes DTP as well. Estimate challenged by: D-
- 2011: Estimate based on coverage reported by national government. GoC=R+ S+ D+
- 2012: Estimate based on coverage reported by national government. GoC=R+ D+
- 2013: Estimate based on coverage reported by national government. GoC=R+ D+
- 2014: Estimate based on coverage reported by national government. No nationally representative household survey within the last 5 years. WHO and UNICEF recommend a high-quality survey to confirm reported levels of coverage. GoC=R+ D+

Armenia - Pol3

ARM - Pol3



	2003	2004	2005	2006	2007	2008	2009	2010	2011	2012	2013	2014
Estimate	96	93	92	87	90	91	94	96	96	96	96	95
Estimate GoC	●	●	●	●	●	●●●	●●●	●●●	●●●	●●	●●	●●
Official	96	93	92	87	90	91	94	96	96	96	96	95
Administrative	96	93	92	87	90	91	94	96	96	96	96	95
Survey	NA	77	NA	NA	NA	NA	95	NA	NA	NA	NA	NA

The WHO and UNICEF estimates of national immunization coverage (wuenic) are based on data and information that are of varying, and, in some instances, unknown quality. Beginning with the 2011 revision we describe the grade of confidence (GoC) we have in these estimates. As there is no underlying probability model upon which the estimates are based, we are unable to present classical measures of uncertainty, e.g., confidence intervals. Moreover, we have chosen not to make subjective estimates of plausibility/certainty ranges around the coverage. The GoC reflects the degree of empirical support upon which the estimates are based. It is not a judgment of the quality of data reported by national authorities.

- Estimate is supported by reported data [R+], coverage recalculated with an independent denominator from the World Population Prospects: 2012 revision from the UN Population Division (D+), and at least one supporting survey within 2 years [S+]. While well supported, the estimate still carries a risk of being wrong.
- Estimate is supported by at least one data source; [R+], [S+], or [D+]; and no data source, [R-], [D-], or [S-], challenges the estimate.
- There are no directly supporting data; or data from at least one source; [R-], [D-], [S-]; challenge the estimate.

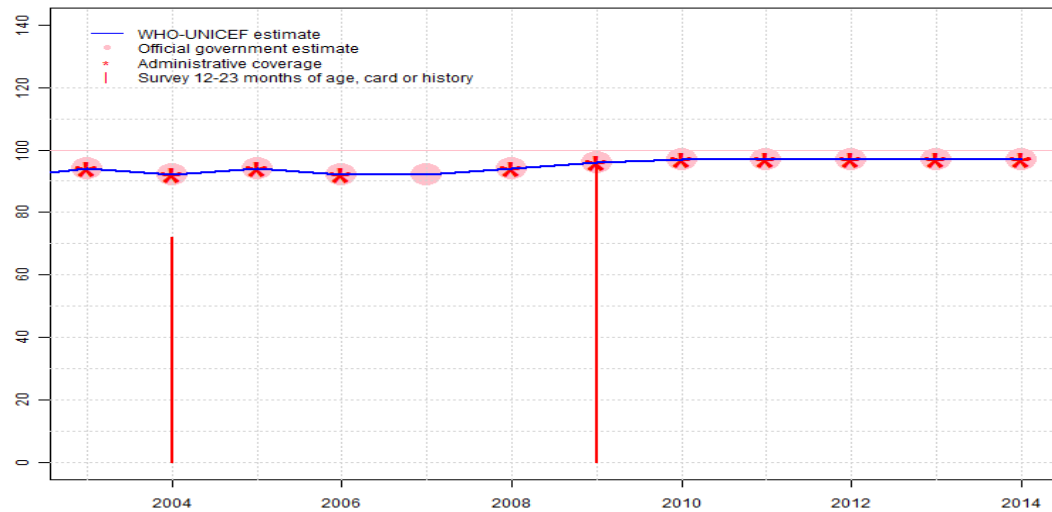
In all cases these estimates should be used with caution and should be assessed in light of the objective for which they are being used.

Description:

- 2003: Estimate based on coverage reported by national government. Estimate challenged by: S-
- 2004: Estimate based on coverage reported by national government. Armenia Demographic and Health Survey 2005 results ignored by working group. Survey results inconsistent with other survey results; drop out rates in excess of 20 percentage conflict with other surveys findings of less than 5 percent drop out. Armenia Demographic and Health Survey 2005 card or history results of 77 percent modified for recall bias to 78 percent based on 1st dose card or history coverage of 98 percent, 1st dose card only coverage of 90 percent and 3d dose card only coverage of 72 percent. Estimate challenged by: S-
- 2005: Estimate based on coverage reported by national government. Estimate challenged by: D-S-
- 2006: Estimate based on coverage reported by national government. Estimate challenged by: S-
- 2007: Estimate based on coverage reported by national government. Estimate challenged by: D-
- 2008: Estimate based on coverage reported by national government. GoC=R+ S+ D+
- 2009: Estimate based on coverage reported by national government supported by survey. Survey evidence of 97 percent based on 1 survey(s). Armenia Demographic and Health Survey 2010 card or history results of 95 percent modified for recall bias to 97 percent based on 1st dose card or history coverage of 99 percent, 1st dose card only coverage of 92 percent and 3d dose card only coverage of 90 percent. GoC=R+ S+ D+
- 2010: Estimate based on coverage reported by national government. GoC=R+ S+ D+
- 2011: Estimate based on coverage reported by national government. GoC=R+ S+ D+
- 2012: Estimate based on coverage reported by national government. GoC=R+ D+
- 2013: Estimate based on coverage reported by national government. GoC=R+ D+
- 2014: Estimate based on coverage reported by national government. No nationally representative household survey within the last 5 years. WHO and UNICEF recommend a high-quality survey to confirm reported levels of coverage. GoC=R+ D+

Armenia - MCV1

ARM - MCV1



	2003	2004	2005	2006	2007	2008	2009	2010	2011	2012	2013	2014
Estimate	94	92	94	92	92	94	96	97	97	97	97	97
Estimate GoC	●	●	●	●	●	●	●●●	●●●	●●●	●●	●●	●●
Official	94	92	94	92	92	94	96	97	97	97	97	97
Administrative	94	92	94	92	NA	94	96	97	97	97	97	97
Survey	NA	72	NA	NA	NA	NA	95	NA	NA	NA	NA	NA

The WHO and UNICEF estimates of national immunization coverage (wuenic) are based on data and information that are of varying, and, in some instances, unknown quality. Beginning with the 2011 revision we describe the grade of confidence (GoC) we have in these estimates. As there is no underlying probability model upon which the estimates are based, we are unable to present classical measures of uncertainty, e.g., confidence intervals. Moreover, we have chosen not to make subjective estimates of plausibility/certainty ranges around the coverage. The GoC reflects the degree of empirical support upon which the estimates are based. It is not a judgment of the quality of data reported by national authorities.

- Estimate is supported by reported data [R+], coverage recalculated with an independent denominator from the World Population Prospects: 2012 revision from the UN Population Division (D+), and at least one supporting survey within 2 years [S+]. While well supported, the estimate still carries a risk of being wrong.
- Estimate is supported by at least one data source; [R+], [S+], or [D+]; and no data source, [R-], [D-], or [S-], challenges the estimate.
- There are no directly supporting data; or data from at least one source; [R-], [D-], [S-]; challenge the estimate.

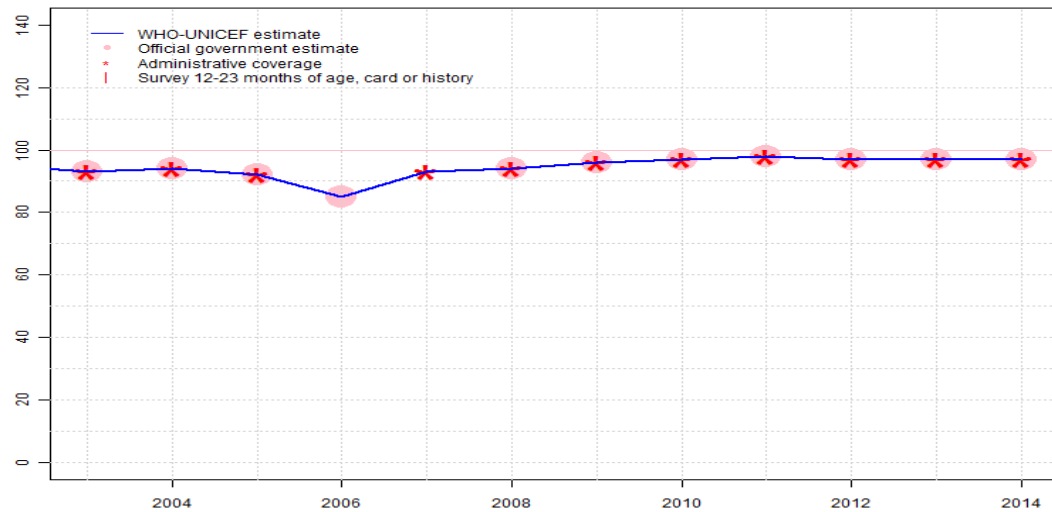
In all cases these estimates should be used with caution and should be assessed in light of the objective for which they are being used.

Description:

- 2003: Estimate based on coverage reported by national government. Estimate challenged by: D-S-
- 2004: Estimate based on coverage reported by national government. Armenia Demographic and Health Survey 2005 results ignored by working group. Survey results inconsistent with other survey results; drop out rates in excess of 20 percentage conflict with other surveys findings of less than 5 percent drop out. Estimate challenged by: D-S-
- 2005: Estimate based on coverage reported by national government. Estimate challenged by: D-S-
- 2006: Estimate based on coverage reported by national government. Estimate challenged by: S-
- 2007: Estimate based on coverage reported by national government. Estimate challenged by: D-
- 2008: Estimate based on coverage reported by national government. Estimate challenged by: D-
- 2009: Estimate based on coverage reported by national government supported by survey. Survey evidence of 95 percent based on 1 survey(s). GoC=R+ S+ D+
- 2010: Estimate based on coverage reported by national government. GoC=R+ S+ D+
- 2011: Estimate based on coverage reported by national government. GoC=R+ S+ D+
- 2012: Estimate based on coverage reported by national government. GoC=R+ D+
- 2013: Estimate based on coverage reported by national government. GoC=R+ D+
- 2014: Estimate based on coverage reported by national government. No nationally representative household survey within the last 5 years. WHO and UNICEF recommend a high-quality survey to confirm reported levels of coverage. GoC=R+ D+

Armenia - MCV2

ARM - MCV2



	2003	2004	2005	2006	2007	2008	2009	2010	2011	2012	2013	2014
Estimate	93	94	92	85	93	94	96	97	98	97	97	97
Estimate GoC	••	••	••	••	•	•	•	•	•	•	•	••
Official	93	94	92	85	NA	94	96	97	98	97	97	97
Administrative	93	94	92	NA	93	94	96	97	98	97	97	97
Survey	NA	NA	NA	NA	NA	NA	NA	NA	NA	NA	NA	NA

The WHO and UNICEF estimates of national immunization coverage (wuenic) are based on data and information that are of varying, and, in some instances, unknown quality. Beginning with the 2011 revision we describe the grade of confidence (GoC) we have in these estimates. As there is no underlying probability model upon which the estimates are based, we are unable to present classical measures of uncertainty, e.g., confidence intervals. Moreover, we have chosen not to make subjective estimates of plausibility/certainty ranges around the coverage. The GoC reflects the degree of empirical support upon which the estimates are based. It is not a judgment of the quality of data reported by national authorities.

- Estimate is supported by reported data [R+], coverage recalculated with an independent denominator from the World Population Prospects: 2012 revision from the UN Population Division (D+), and at least one supporting survey within 2 years [S+]. While well supported, the estimate still carries a risk of being wrong.
- Estimate is supported by at least one data source; [R+], [S+], or [D+]; and no data source, [R-], [D-], or [S-], challenges the estimate.
- There are no directly supporting data; or data from at least one source; [R-], [D-], [S-]; challenge the estimate.

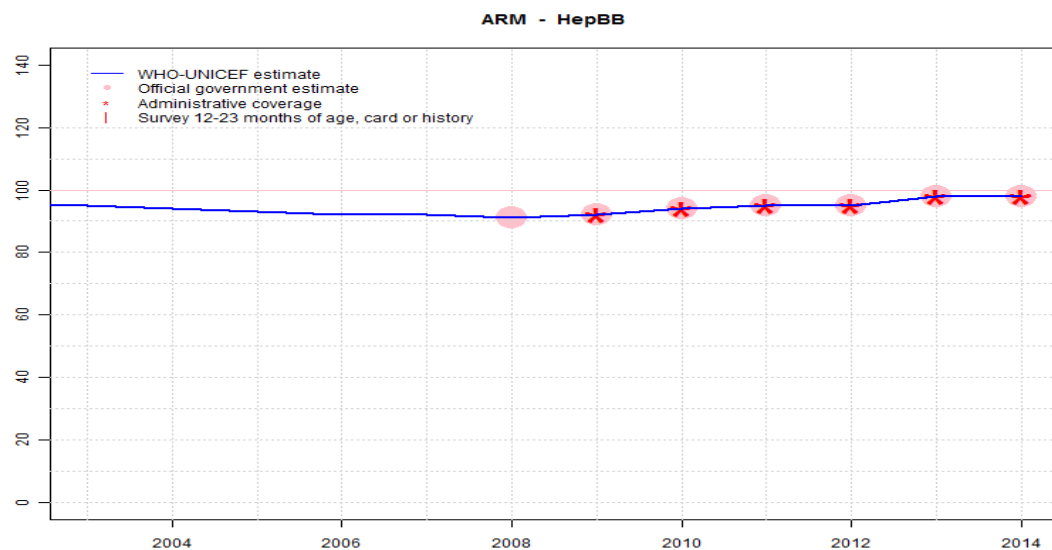
In all cases these estimates should be used with caution and should be assessed in light of the objective for which they are being used.

Description:

Coverage estimates for the second dose of measles containing vaccine are for children by the nationally recommended age.

- 2003: Estimate based on coverage reported by national government. GoC=R+ D+
- 2004: Estimate based on coverage reported by national government. GoC=R+ D+
- 2005: Estimate based on coverage reported by national government. GoC=R+ D+
- 2006: Estimate based on coverage reported by national government. GoC=R+
- 2007: Estimate based on reported administrative estimate. Estimate challenged by: D-
- 2008: Estimate based on coverage reported by national government. Estimate challenged by: D-
- 2009: Estimate based on coverage reported by national government. Estimate challenged by: D-
- 2010: Estimate based on coverage reported by national government. Estimate challenged by: D-
- 2011: Estimate based on coverage reported by national government. Estimate challenged by: D-
- 2012: Estimate based on coverage reported by national government. Estimate challenged by: D-
- 2013: Estimate based on coverage reported by national government. Estimate challenged by: D-
- 2014: Estimate based on coverage reported by national government. No nationally representative household survey within the last 5 years. WHO and UNICEF recommend a high-quality survey to confirm reported levels of coverage. GoC=R+ D+

Armenia - HepBB



	2003	2004	2005	2006	2007	2008	2009	2010	2011	2012	2013	2014
Estimate	95	94	93	92	92	91	92	94	95	95	98	98
Estimate GoC	•	•	•	•	•	••	••	••	••	••	••	••
Official	NA	NA	NA	NA	NA	91	92	94	95	95	98	98
Administrative	NA	NA	NA	NA	NA	NA	92	94	95	95	98	98
Survey	NA	NA	NA	NA	NA	NA	NA	NA	NA	NA	NA	NA

The WHO and UNICEF estimates of national immunization coverage (wuenic) are based on data and information that are of varying, and, in some instances, unknown quality. Beginning with the 2011 revision we describe the grade of confidence (GoC) we have in these estimates. As there is no underlying probability model upon which the estimates are based, we are unable to present classical measures of uncertainty, e.g., confidence intervals. Moreover, we have chosen not to make subjective estimates of plausibility/certainty ranges around the coverage. The GoC reflects the degree of empirical support upon which the estimates are based. It is not a judgment of the quality of data reported by national authorities.

- Estimate is supported by reported data [R+], coverage recalculated with an independent denominator from the World Population Prospects: 2012 revision from the UN Population Division (D+), and at least one supporting survey within 2 years [S+]. While well supported, the estimate still carries a risk of being wrong.
- Estimate is supported by at least one data source; [R+], [S+], or [D+]; and no data source, [R-], [D-], or [S-], challenges the estimate.
- There are no directly supporting data; or data from at least one source; [R-], [D-], [S-]; challenge the estimate.

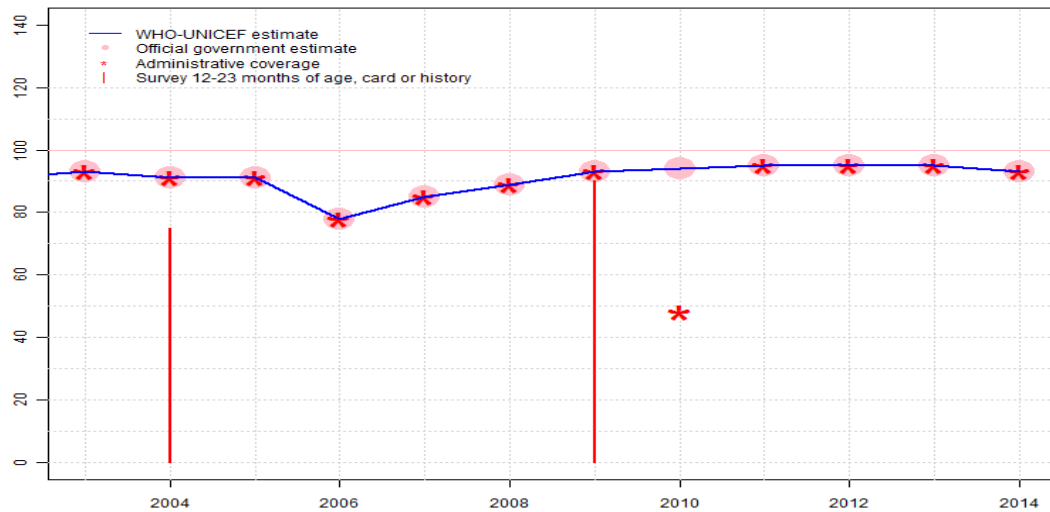
In all cases these estimates should be used with caution and should be assessed in light of the objective for which they are being used.

Description:

- 2003: Estimate based on interpolation between reported values. GoC=No accepted empirical data
- 2004: Estimate based on interpolation between reported values. GoC=No accepted empirical data
- 2005: Estimate based on interpolation between reported values. GoC=No accepted empirical data
- 2006: Estimate based on interpolation between reported values. GoC=No accepted empirical data
- 2007: Estimate based on interpolation between reported values. GoC=No accepted empirical data
- 2008: Estimate based on coverage reported by national government. GoC=R+
- 2009: Estimate based on coverage reported by national government. GoC=R+ D+
- 2010: Estimate based on coverage reported by national government. GoC=R+ D+
- 2011: Estimate based on coverage reported by national government. GoC=R+ D+
- 2012: Estimate based on coverage reported by national government. GoC=R+ D+
- 2013: Estimate based on coverage reported by national government. GoC=R+ D+
- 2014: Estimate based on coverage reported by national government. No nationally representative household survey within the last 5 years. WHO and UNICEF recommend a high-quality survey to confirm reported levels of coverage. GoC=R+ D+

Armenia - HepB3

ARM - HepB3



	2003	2004	2005	2006	2007	2008	2009	2010	2011	2012	2013	2014
Estimate	93	91	91	78	85	89	93	94	95	95	95	93
Estimate GoC	•	•	•	•	•••	•••	•••	•	•••	••	••	••
Official	93	91	91	78	85	89	93	94	95	95	95	93
Administrative	93	91	91	78	85	89	93	48	95	95	95	93
Survey	NA	75	NA	NA	NA	NA	90	NA	NA	NA	NA	NA

The WHO and UNICEF estimates of national immunization coverage (wuenic) are based on data and information that are of varying, and, in some instances, unknown quality. Beginning with the 2011 revision we describe the grade of confidence (GoC) we have in these estimates. As there is no underlying probability model upon which the estimates are based, we are unable to present classical measures of uncertainty, e.g., confidence intervals. Moreover, we have chosen not to make subjective estimates of plausibility/certainty ranges around the coverage. The GoC reflects the degree of empirical support upon which the estimates are based. It is not a judgment of the quality of data reported by national authorities.

- Estimate is supported by reported data [R+], coverage recalculated with an independent denominator from the World Population Prospects: 2012 revision from the UN Population Division (D+), and at least one supporting survey within 2 years [S+]. While well supported, the estimate still carries a risk of being wrong.
- Estimate is supported by at least one data source; [R+], [S+], or [D+]; and no data source, [R-], [D-], or [S-], challenges the estimate.
- There are no directly supporting data; or data from at least one source; [R-], [D-], [S-]; challenge the estimate.

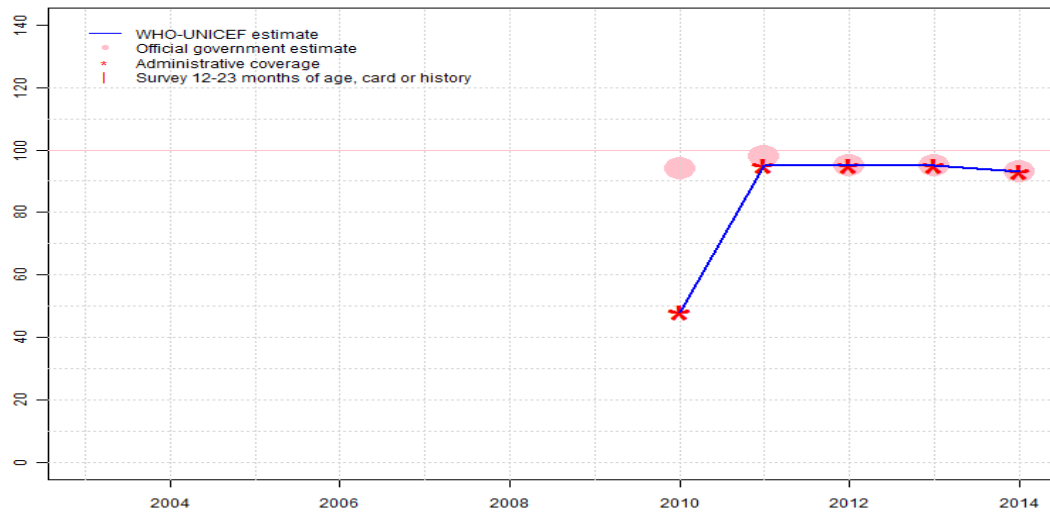
In all cases these estimates should be used with caution and should be assessed in light of the objective for which they are being used.

Description:

- 2003: Estimate based on reported data. Estimate challenged by: S-
- 2004: Estimate based on reported data. Armenia Demographic and Health Survey 2005 results ignored by working group. Survey results inconsistent with other survey results; drop out rates in excess of 20 percentage conflict with other surveys findings of less than 5 percent drop out. Armenia Demographic and Health Survey 2005 card or history results of 75 percent modified for recall bias to 78 percent based on 1st dose card or history coverage of 98 percent, 1st dose card only coverage of 90 percent and 3d dose card only coverage of 72 percent. Estimate challenged by: S-
- 2005: Estimate based on reported data. Estimate challenged by: D-S-
- 2006: Estimate based on reported data. Estimate challenged by: S-
- 2007: Estimate based on reported data. GoC=R+ S+ D+
- 2008: Estimate based on reported data. GoC=R+ S+ D+
- 2009: Estimate based on coverage reported by national government supported by survey. Survey evidence of 91 percent based on 1 survey(s). Armenia Demographic and Health Survey 2010 card or history results of 90 percent modified for recall bias to 91 percent based on 1st dose card or history coverage of 98 percent, 1st dose card only coverage of 92 percent and 3d dose card only coverage of 85 percent. GoC=R+ S+ D+
- 2010: Estimate based on coverage reported by national government. DTP-HepB-Hib vaccine was introduced in September 2009. Administrative data includes only DTP-HepB-Hib. Official estimate includes monovalent HepB3 as well. Estimate challenged by: D-
- 2011: Estimate based on coverage reported by national government. GoC=R+ S+ D+
- 2012: Estimate based on coverage reported by national government. GoC=R+ D+
- 2013: Estimate based on coverage reported by national government. GoC=R+ D+
- 2014: Estimate based on coverage reported by national government. No nationally representative household survey within the last 5 years. WHO and UNICEF recommend a high-quality survey to confirm reported levels of coverage. GoC=R+ D+

Armenia - Hib3

ARM - Hib3



Description:

- 2010: Estimate based on reported administrative estimate. DTP-HepB-Hib vaccine was introduced in September 2009. GoC=R+ D+
- 2011: Estimate based on reported administrative estimate. DTP-HepB-Hib combination used, inconsistent reporting. GoC=R+ D+
- 2012: Estimate based on coverage reported by national government. GoC=R+ D+
- 2013: Estimate based on coverage reported by national government. GoC=R+ D+
- 2014: Estimate based on coverage reported by national government. No nationally representative household survey within the last 5 years. WHO and UNICEF recommend a high-quality survey to confirm reported levels of coverage. GoC=R+ D+

	2003	2004	2005	2006	2007	2008	2009	2010	2011	2012	2013	2014
Estimate	NA	NA	NA	NA	NA	NA	NA	48	95	95	95	93
Estimate GoC	NA	NA	NA	NA	NA	NA	NA	●●	●●	●●	●●	●●
Official	NA	NA	NA	NA	NA	NA	NA	94	98	95	95	93
Administrative	NA	NA	NA	NA	NA	NA	NA	48	95	95	95	93
Survey	NA	NA	NA	NA	NA	NA	NA	NA	NA	NA	NA	NA

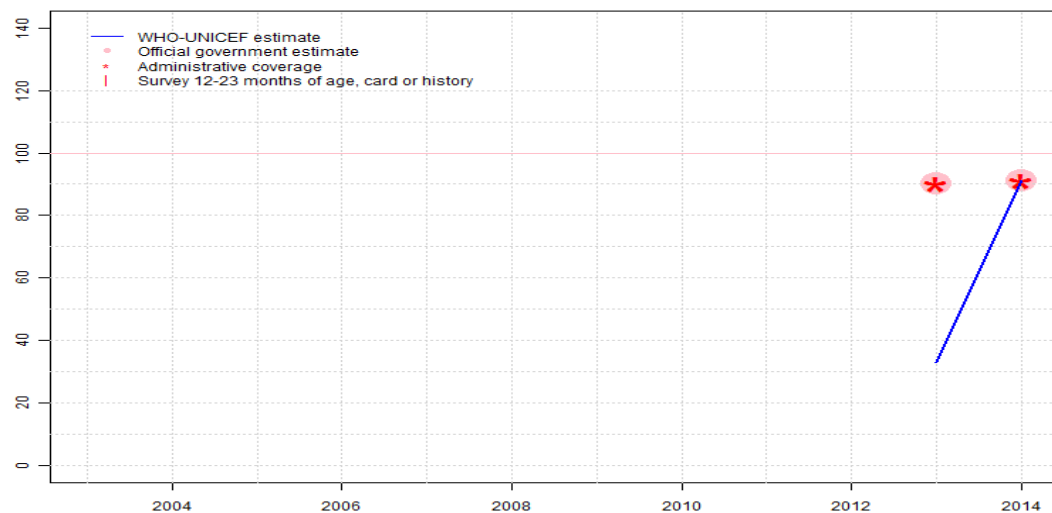
The WHO and UNICEF estimates of national immunization coverage (wuenic) are based on data and information that are of varying, and, in some instances, unknown quality. Beginning with the 2011 revision we describe the grade of confidence (GoC) we have in these estimates. As there is no underlying probability model upon which the estimates are based, we are unable to present classical measures of uncertainty, e.g., confidence intervals. Moreover, we have chosen not to make subjective estimates of plausibility/certainty ranges around the coverage. The GoC reflects the degree of empirical support upon which the estimates are based. It is not a judgment of the quality of data reported by national authorities.

- Estimate is supported by reported data [R+], coverage recalculated with an independent denominator from the World Population Prospects: 2012 revision from the UN Population Division (D+), and at least one supporting survey within 2 years [S+]. While well supported, the estimate still carries a risk of being wrong.
- Estimate is supported by at least one data source; [R+], [S+], or [D+]; and no data source, [R-], [D-], or [S-], challenges the estimate.
- There are no directly supporting data; or data from at least one source; [R-], [D-], [S-]; challenge the estimate.

In all cases these estimates should be used with caution and should be assessed in light of the objective for which they are being used.

Armenia - RotaC

ARM - RotaC



	2003	2004	2005	2006	2007	2008	2009	2010	2011	2012	2013	2014
Estimate	NA	NA	NA	NA	NA	NA	NA	NA	NA	NA	33	91
Estimate GoC	NA	NA	NA	NA	NA	NA	NA	NA	NA	NA	●	●●
Official	NA	NA	NA	NA	NA	NA	NA	NA	NA	NA	90	91
Administrative	NA	NA	NA	NA	NA	NA	NA	NA	NA	NA	90	91
Survey	NA	NA	NA	NA	NA	NA	NA	NA	NA	NA	NA	NA

The WHO and UNICEF estimates of national immunization coverage (wuenic) are based on data and information that are of varying, and, in some instances, unknown quality. Beginning with the 2011 revision we describe the grade of confidence (GoC) we have in these estimates. As there is no underlying probability model upon which the estimates are based, we are unable to present classical measures of uncertainty, e.g., confidence intervals. Moreover, we have chosen not to make subjective estimates of plausibility/certainty ranges around the coverage. The GoC reflects the degree of empirical support upon which the estimates are based. It is not a judgment of the quality of data reported by national authorities.

- Estimate is supported by reported data [R+], coverage recalculated with an independent denominator from the World Population Prospects: 2012 revision from the UN Population Division (D+), and at least one supporting survey within 2 years [S+]. While well supported, the estimate still carries a risk of being wrong.
- Estimate is supported by at least one data source; [R+], [S+], or [D+]; and no data source, [R-], [D-], or [S-], challenges the estimate.
- There are no directly supporting data; or data from at least one source; [R-], [D-], [S-]; challenge the estimate.

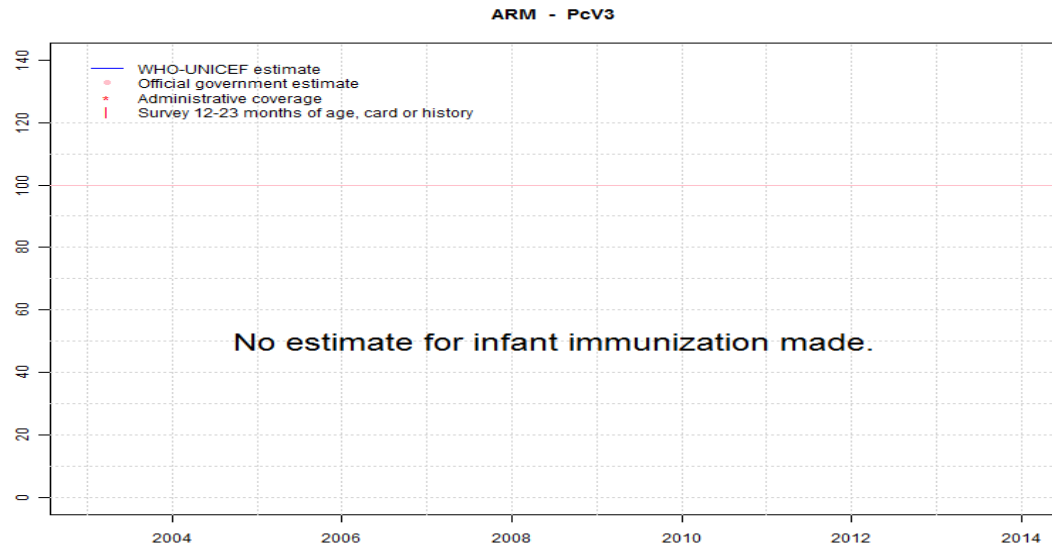
In all cases these estimates should be used with caution and should be assessed in light of the objective for which they are being used.

Description:

2013: Rotavirus vaccine introduced in 2013. Ninety percent coverage attained in 36 percent of the national target population. Estimate is based on annualized coverage among national birth cohort. Estimate challenged by: R-

2014: Estimate based on coverage reported by national government. No nationally representative household survey within the last 5 years. WHO and UNICEF recommend a high-quality survey to confirm reported levels of coverage. GoC=R+ D+

Armenia - PcV3



	2003	2004	2005	2006	2007	2008	2009	2010	2011	2012	2013	2014
Estimate	NA	NA	NA	NA	NA	NA	NA	NA	NA	NA	NA	NA
Estimate GoC	NA	NA	NA	NA	NA	NA	NA	NA	NA	NA	NA	NA
Official	NA	NA	NA	NA	NA	NA	NA	NA	NA	NA	NA	NA
Administrative	NA	NA	NA	NA	NA	NA	NA	NA	NA	NA	NA	NA
Survey	NA	NA	NA	NA	NA	NA	NA	NA	NA	NA	NA	NA

The WHO and UNICEF estimates of national immunization coverage (wuenic) are based on data and information that are of varying, and, in some instances, unknown quality. Beginning with the 2011 revision we describe the grade of confidence (GoC) we have in these estimates. As there is no underlying probability model upon which the estimates are based, we are unable to present classical measures of uncertainty, e.g., confidence intervals. Moreover, we have chosen not to make subjective estimates of plausibility/certainty ranges around the coverage. The GoC reflects the degree of empirical support upon which the estimates are based. It is not a judgment of the quality of data reported by national authorities.

- Estimate is supported by reported data [R+], coverage recalculated with an independent denominator from the World Population Prospects: 2012 revision from the UN Population Division (D+), and at least one supporting survey within 2 years [S+]. While well supported, the estimate still carries a risk of being wrong.
- Estimate is supported by at least one data source; [R+], [S+], or [D+]; and no data source, [R-], [D-], or [S-], challenges the estimate.
- There are no directly supporting data; or data from at least one source; [R-], [D-], [S-]; challenge the estimate.

In all cases these estimates should be used with caution and should be assessed in light of the objective for which they are being used.

Armenia - survey details

2009 Armenia Demographic and Health Survey 2010

Vaccine	Confirmation method	Coverage	Age cohort	Sample	Cards seen
BCG	C or H <18 months	100	18-29 m	306	92
BCG	Card	92	18-29 m	306	92
BCG	Card or History	100	18-29 m	306	92
BCG	History	7	18-29 m	306	92
DTP1	C or H <18 months	98	18-29 m	306	92
DTP1	Card	92	18-29 m	306	92
DTP1	Card or History	99	18-29 m	306	92
DTP1	History	7	18-29 m	306	92
DTP3	C or H <18 months	92	18-29 m	306	92
DTP3	Card	90	18-29 m	306	92
DTP3	Card or History	95	18-29 m	306	92
DTP3	History	5	18-29 m	306	92
HepB1	C or H <18 months	98	18-29 m	306	92
HepB1	Card	92	18-29 m	306	92
HepB1	Card or History	98	18-29 m	306	92
HepB1	History	7	18-29 m	306	92
HepB3	C or H <18 months	88	18-29 m	306	92
HepB3	Card	85	18-29 m	306	92
HepB3	Card or History	90	18-29 m	306	92
HepB3	History	4	18-29 m	306	92
MCV1	C or H <18 months	93	18-29 m	306	92
MCV1	Card	88	18-29 m	306	92
MCV1	Card or History	95	18-29 m	306	92
MCV1	History	7	18-29 m	306	92
Pol1	C or H <18 months	99	18-29 m	306	92
Pol1	Card	92	18-29 m	306	92
Pol1	Card or History	99	18-29 m	306	92
Pol1	History	7	18-29 m	306	92
Pol3	C or H <18 months	93	18-29 m	306	92
Pol3	Card	90	18-29 m	306	92
Pol3	Card or History	95	18-29 m	306	92
Pol3	History	5	18-29 m	306	92

Vaccine	Confirmation method	Coverage	Age cohort	Sample	Cards seen
BCG	C or H <12 months	98	12-23 m	302	92
BCG	Card	90	12-23 m	302	92
BCG	Card or History	98	12-23 m	302	92
BCG	History	8	12-23 m	302	92
DTP1	C or H <12 months	87	12-23 m	302	92
DTP1	Card	87	12-23 m	302	92
DTP1	Card or History	94	12-23 m	302	92
DTP1	History	7	12-23 m	302	92
DTP3	C or H <12 months	45	12-23 m	302	92
DTP3	Card	68	12-23 m	302	92
DTP3	Card or History	71	12-23 m	302	92
DTP3	History	3	12-23 m	302	92
HepB1	C or H <12 months	97	12-23 m	302	92
HepB1	Card	90	12-23 m	302	92
HepB1	Card or History	98	12-23 m	302	92
HepB1	History	7	12-23 m	302	92
HepB3	C or H <12 months	66	12-23 m	302	92
HepB3	Card	72	12-23 m	302	92
HepB3	Card or History	75	12-23 m	302	92
HepB3	History	4	12-23 m	302	92
MCV1	C or H <12 months	3	12-23 m	302	92
MCV1	Card	69	12-23 m	302	92
MCV1	Card or History	72	12-23 m	302	92
MCV1	History	3	12-23 m	302	92
Pol1	C or H <12 months	93	12-23 m	302	92
Pol1	Card	90	12-23 m	302	92
Pol1	Card or History	98	12-23 m	302	92
Pol1	History	8	12-23 m	302	92
Pol3	C or H <12 months	42	12-23 m	302	92
Pol3	Card	72	12-23 m	302	92
Pol3	Card or History	77	12-23 m	302	92
Pol3	History	4	12-23 m	302	92

1999 Armenia Demographic and Health Survey 2000, 2001

2004 Armenia Demographic and Health Survey 2005

Vaccine	Confirmation method	Coverage	Age cohort	Sample	Cards seen
BCG	Card	89	12-23 m	283	-
DTP1	Card	92	12-23 m	283	-

Armenia - survey details

DTP3	Card	88	12-23 m	283	-
MCV1	Card	73	12-23 m	283	-
Pol1	Card	93	12-23 m	283	-
Pol3	Card	91	12-23 m	283	-

Vaccine	Confirmation method	Coverage	Age cohort	Sample	Cards seen
BCG	Card or History	96	15-26 m	2145	-
DTP3	Card or History	98	15-26 m	2145	-
MCV1	Card or History	87	15-26 m	2145	-
Pol3	Card or History	99	15-26 m	2145	-

1998 Evaluation of the National Immunization Program of the
Republic of Armenia 1999

Further information and estimates for previous years are available at:

<http://www.data.unicef.org/child-health/immunization>

http://www.who.int/immunization/monitoring_surveillance/routine/coverage/en/index4.html