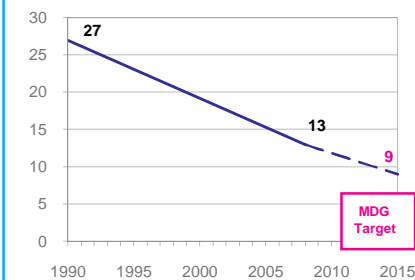


## DEMOGRAPHICS

Total population (000)	141,39	(2008)
Total under-five population (000)	7,389	(2008)
Total number of births (000)	1,545	(2008)
Under-five mortality rate (per 1,000 live births)	13	(2008)
Total number of under-five death	20	(2008)
Infant mortality rate (per 1,000)	12	(2008)
Neonatal mortality rate (per 1,000 live)	7	(2004)
HIV prevalence rate (15-49 years,	1.1	(2007)
Population below international poverty line of US\$1.25 per day	<2	(2005)

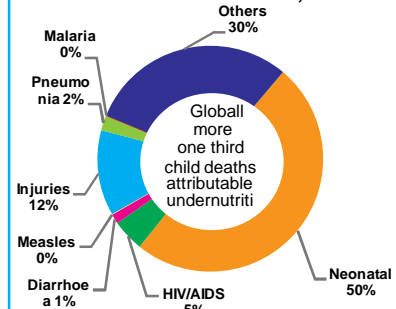
### Under-five mortality rate

Deaths per 1,000 live births



Source:IGME 2009

### Causes of under-five deaths, 2004



Source:WHO 2008

## NUTRITIONAL STATUS

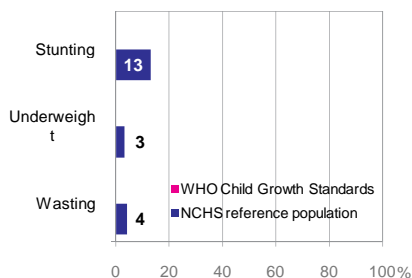
### Burden of undernutrition (2008)

NCHS reference population

Stunted (under-fives, 000):	938	Underweight (under-fives, 000):	222
Share of developing world stunting burden	0.5	Wasted (under-fives, 000):	288
Stunting country rank:	33	Severely wasted (under-fives, 000):	118

### Current nutritional status

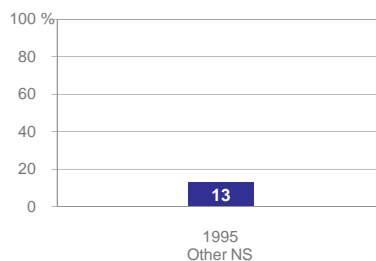
Percentage of children < 5 years old suffering from:



Source:Other NS 1995

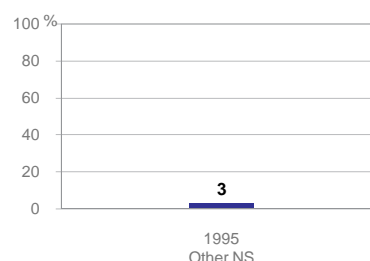
### Stunting trends

Percentage of children < 5 years old stunted NCHS reference population



### Underweight trends

Percentage of children < 5 years old underweight, NCHS reference population



## INFANT AND YOUNG CHILD FEEDING

### Infant feeding practices, by age

No Data

- Weaned (not)
- Breastfed and solid/semi-solid foods
- Breastfed and other milk/formula
- Breastfed and non-milk liquids
- Breastfed and plain water only
- Exclusively breastfed

### Exclusive breastfeeding

Percentage of infants < 6 months old exclusively breastfed

No Data

